



Special Revenue Funds

Special Revenue funds are used to account for the proceeds of specific revenue sources that are legally restricted to expenditures for specific purposes. The district has the following Special Revenue Funds:

Fund 4101 - Food Service Fund accounts for the School Food Service Program. Revenue for this program comes from federal, state and local sources. Expenditures are restricted to the food service program.

Fund 4201 - Federal Cash Advance projects are federally funded programs that allow the district to request cash as needed to pay outstanding obligations.

Fund 4202 – Federal Direct grants are received directly through the Federal government and do not flow through the state.

Fund 4203 - Pell Grants are received directly from the National Department of Education to provide need-based grants to low-income undergraduate students.

Fund 4310-American Recovery and Reinvestment Act (ARRA)-state fiscal stabilization funding that was disbursed over a two year period ending June 30, 2011.

Fund 4320-Targeted American Recovery and Reinvestment Act (ARRA) Stimulus Funds- includes stimulus funding for Title I, IDEA, Education for Homeless Children and Youth Funding, and School Improvement Grant. These grants will close September 30, 2011.

Fund 4330-Other ARRA Stimulus Grants- includes the food service equipment grant, teacher quality partnership grant, teacher incentive funding, impact aid for construction, educational technology state grant, tax credit bonds and longitudinal data system. These grants closed June 30, 2011.

Fund 4340-ARRA Race to the Top-awarded to Florida to achieve its three key goals for student achievement: 1) double the percentage of incoming high school freshmen who ultimately graduate from high school, go on to college, and achieve at least a year's worth of college credits; 2) cut the achievement gap in half in 2015; and 3) increase the percentage of students scoring at or above proficient on NAEP by 2015, to or beyond the performance levels of the highest-performing states.

Fund 4350-Education Jobs Fund Act-a federal program to save or create education jobs. This program ended June 30, 2011.



Fund 4101

Food Service

The mission of the Food Service Department is to provide nutritious meals to all students in a highly efficient and cost effective manner. The department will provide courteous and friendly service to all customers regardless of economic and ethnic background. The department is responsible for complying with local, state and federal guidelines and regulations while meeting the needs of our students and supporting the District's goals.

The food service budget provides for the expenditures of funds with regard to Federal restrictions to provide nutritious meals for students of the school district. All meals are served in accordance with USDA guidelines.

For FY 2012 the Food Service Program has been asked to provide funding for custodial services and teacher aides used in the cafeteria. The funding amount for these services is \$646,490.

The 2011-2012 meal prices are:

Breakfast and Lunch Prices

	<u>Breakfast</u>	<u>Lunch</u>
Grades K-5		
Full Price	\$0.85	\$1.90
Reduced Price	\$0.30	\$0.40
Grades 6-12		
Full Price	\$1.10	\$2.15
Reduced Price	\$0.30	\$0.40
Adults	\$1.50	\$3.00
Milk or Juice	\$0.50	\$0.50

Fund 420X

Federal Cash Advance Projects and Federal Direct

Florida's 21st Century Community Learning Centers program is a key component of President Bush's "No Child Left Behind Act." It is an opportunity for students and their families to continue to learn new skills and discover new abilities after the school day has ended.

The focus of this program is to provide expanded academic enrichment opportunities for students. Tutorial services and academic enrichment activities are designed to help students meet local and state academic standards in subjects such as reading and math.

Funding for 2008-2009 is \$307,100

Funding for 2009-2010 is \$307,102

Funding for 2010-2011 is \$307,102

Adult Education and Family Literacy - English Literacy/Civics Education supports projects that demonstrate best and effective research-based practices in providing and increasing access to English literacy programs linked to civics education to help individuals of limited English proficiency achieve competence in the English language.

The English Literacy Civics Education project goal is to improve and increase adult literacy and civic education services to those in need in the Citrus County School District. The grant will provide for instructor salaries, benefits, computer software and hardware, employee travel, materials and supplies.

Funding for 2008-2009 is \$26,847

Funding for 2009-2010 is \$31,369

Funding for 2010-2011 is \$31,369

Funding for 2011-2012 is anticipated to be \$34,184

Carl Perkins Secondary - The purpose is to develop more fully the academic and career and technical skills of secondary education students who elect to enroll in career and technical education programs.

Funding for 2008-2009 is \$187,463

Funding for 2009-2010 is \$177,518

Funding for 2010-2011 is \$189,182

Funding for 2011-2012 is \$166,837

Carl Perkins Post Secondary - The purpose is to develop more fully the academic and career and technical skills of postsecondary education students who elect to enroll in career and technical education programs.

Funding for 2008-2009 is \$75,156
Funding for 2009-2010 is \$74,267
Funding for 2010-2011 is \$99,890
Funding for 2011-2012 is \$87,121

Adult Education - The purpose is to create a partnership among the federal government, states and localities to provide, on a voluntary basis, adult education and literacy services in order to:

1. Assist adults in becoming literate and obtaining the knowledge and skills necessary for employment and self-sufficiency.
2. Assist adults who are parents in obtaining the educational skills necessary to become full partners in the educational development of their children.
3. Assist adults in completing high school or the equivalent

This grant services our Adult Education ABE and GED programs. Services are provided at WTI, Crystal River High School, Promise Village, Lecanto High School and Homosassa Elementary Schools to improve adult literacy. The grant provides for instructor salaries, benefits, computer software and hardware, literacy specialist, purchased services, materials and supplies and employee travel.

Funding for 2008-2009 is \$185,876
Funding for 2009-2010 is \$183,533
Funding for 2010-2011 is \$183,533
Funding for 2011-2012 is anticipated to be \$227,076

IDEA aims to ensure that all children with disabilities ages 3 through 21 have a right to a free appropriate public education designed to meet their individual needs and prepare them for employment and independent living. Funds shall be used to supplement the excess costs of providing special education and related services to students with disabilities.

IDEA Part B funding for 2008-2009 is \$3,693,434
IDEA Part B funding for 2009-2010 is \$3,788,903
IDEA Part B funding for 2010-2011 is \$3,800,623
IDEA Part B funding for 2011-2012 is \$4,186,561

IDEA Preschool funding for 2008-2009 is \$199,755
IDEA Preschool funding for 2009-2010 is \$154,454
IDEA Preschool funding for 2010-2011 is \$154,349
IDEA Preschool funding for 2011-2012 is \$212,349

The Safe and Drug Free School's mission is to enhance highest achievement by promoting a safe and drug free learning environment. This mission supports the Florida Dept. of Education goal of highest student achievement.

Funding for 2008-2009 is \$59,267
Funding for 2009-2010 is \$64,715
This grant was discontinued for 2010-2011

Title I, Part A provides academic assistance to students in our elementary schools. According to the law, the purpose of Title I is to ensure all children have a fair, equal, and significant opportunity to obtain a high quality education, and to reach, at a minimum, proficiency on challenging state standards and state academic assessments.

Funding for 2008-2009 is \$5,021,681
Funding for 2009-2010 is \$4,179,012
Funding for 2010-2011 is \$4,267,593
Funding for 2011-2012 is anticipated to be \$3,500,000

Title X, Homeless Education Grant is a competitive grant. This grant provides services that facilitate the enrollment, attendance, and success in school children and youth experiencing homelessness. This funding should supplement school district funding to ensure that homeless children and youth have equal access to the same free, appropriate public education, including pre school education as provided to other children and youth.

Funding for 2008-2009 is \$50,000
Funding for 2009-2010 is \$45,000
Funding for 2010-2011 is \$45,000
Funding for 2011-012 is estimated at \$45,000

Title III-English Language Acquisition-supplementary instructional support for English language learners.

Funding for 2008-2009 is \$22,311
Funding for 2009-2010 is \$18,915
Funding for 2010-2011 is \$31,168

Title II Part A-Teacher and Principal Training and Recruiting- is used to increase student academic achievement through strategies such as improving teacher and principal quality and increasing the number of highly qualified teachers in the classroom and highly qualified principals and assistant principals in schools.

Funding for 2008-2009 is \$850,589
Funding for 2009-10 is \$823,531
Funding for 2010-2011 is \$860,956
Funding for 2011-2012 is anticipated at \$698,733

Adult Education and Family Literacy-Career Pathways-was developed to educate students regarding the multitude of postsecondary education opportunities that are available to them.

Funding for 2011-2012 is \$86,816

American History- is a Federal Direct grant that will be used to train teachers in the teaching of American History.

Funding for 2009-2010 is \$161,366

Funding for 2009-2010 is \$161,366

Fund 43XX

American Recovery and Reinvestment Act

Fund 4310-State Fiscal Stabilization Fund-The district must apply to receive this funding. This funding replaces, in part, the operational funding from the state.

Funding for 2009-2010 is \$5,142,020

Funding for 2010-2011 is \$4,905,587

The district was also allocated funding under the SFSF program for Workforce Development.

Funding for 2009-2010 is \$174,165

Funding for 2010-2011 is \$171,511

Fund 4320-Targeted ARRA Stimulus Funds-The Title I and IDEA awards are available in April 2009 and October 2009. Each award requires an application.

	Allocated April 2009	Allocated October 2009
Title I	\$1,035,666.00	\$1,035,666.00
Title I, Part D	\$39,440.00	\$39,440.00
IDEA, Part B	\$1,803,567.00	\$1,803,567.00
IDEA, Preschool	\$56,788.00	\$56,788.00

The first award must be used by September 2010, and the second award must be used by September 2011.

Additionally, the District received an ARRA-Homeless Education grant in the amount of \$52,481.00 and an ARRA-Enhancing Education Thru Technology grant in the amount of \$74,292.76.

Fund 4330-Other ARRA Stimulus Grants- During the 2009-2010 year, Food Services submitted and received two competitive grants. The first was in the amount of \$97,332.86 to purchase serving lines with built in milk coolers and two double convection ovens. The second was in the amount of \$17,405 to purchase an oven, an ice machine and a warmer.



2011-2012 BUDGET

FOOD SERVICE FUND- 4101

	Account Number	2009-2010 Actual	2010-2011 Actual	2011-2012 Budget	2010-2011 to 2011-2012 Change	Percent
ESTIMATED REVENUES						
Federal Through State Sources:						
School Lunch Reimbursement	3261	3,114,461	3,281,857	3,600,653	318,796	9.71%
School Breakfast Reimbursement	3262	774,885	813,955	930,031	116,076	14.26%
After School Snack	3263	12,604	19,394	20,966	1,572	8.11%
USDA Donated Commodities	3265	479,811	449,892	270,760	-179,132	-39.82%
Summer Food Service Program	3267	36,761	20,450	26,877	6,427	31.43%
Other Food Service Revenues	3269	1,332	1,195	13,200	12,005	1004.60%
Total Federal Through State Sources		<u>4,419,674</u>	<u>4,586,743</u>	<u>4,862,487</u>	<u>275,744</u>	<u>6.01%</u>
State Sources:						
School Breakfast Supplement	3337	33,867	33,907	33,907	0	0.00%
School Lunch Supplement	3338	46,897	49,180	49,178	-2	0.00%
Total State Sources		<u>80,764</u>	<u>83,087</u>	<u>83,085</u>	<u>-2</u>	<u>0.00%</u>
Local Sources:						
Interest on Investments	3431	8,832	15,712	10,000	-5,712	-36.35%
Net Increase(Decrease) in Fair Value of Investments	3433	10,194				
Gifts, Grants and Bequests	3440	8,500				
Student Lunches	3451	1,419,168	1,464,745	892,665	-572,080	-39.06%
Student Breakfasts	3452	8,833	7,976	94,177	86,201	1080.75%
Adult Lunch/Breakfast	3453	66,046	66,463	48,798	-17,665	-26.58%
Student and Adult Ala Carte	3454	339,231	281,642	880,597	618,955	236.57%
Student Snack	3455	6,236	3,444		-3,444	-100.00%
Other Food Sales	3456	12,685	13,147		-13,147	-100.00%
Other Miscellaneous Local Sources	3495	14,734	13,863	14,000	137	0.99%
Total Local Sources:		<u>1,894,459</u>	<u>1,846,992</u>	<u>1,940,237</u>	<u>93,245</u>	<u>5.05%</u>
Beginning Fund Balance	2800	1,444,980	2,291,213	2,761,640	470,427	32.58%
TOTAL REVENUES	3000	<u>7,839,877</u>	<u>8,808,035</u>	<u>9,647,449</u>	<u>839,414</u>	<u>9.53%</u>
APPROPRIATIONS						
Expenditures						
Salaries	1000	1,890,059	1,957,850	2,463,898	506,048	25.85%
Employee Benefits	2000	566,156	659,059	703,401	44,342	6.73%
Purchased Services	3000	112,148	110,501	174,927	64,426	58.30%
Energy Services	4000	108,689	103,412	111,000	7,588	7.34%
Materials and Supplies	5000	2,460,936	2,606,083	3,160,388	554,305	21.27%
Capital Outlay	6000	225,691	215,914	425,000	209,086	96.84%
Other Expenses	7000	184,985	193,576	216,000	22,424	11.58%
Transfers	9000		200,000		-200,000	-100.00%
Total Expenditures		<u>5,548,664</u>	<u>6,048,395</u>	<u>7,254,614</u>	<u>1,208,219</u>	<u>19.98%</u>
Ending Fund Balance	2700	<u>2,291,213</u>	<u>2,761,640</u>	<u>2,392,835</u>	<u>-368,805</u>	<u>-13.35%</u>
TOTAL APPROPRIATIONS		<u>7,839,877</u>	<u>8,808,035</u>	<u>9,647,449</u>	<u>839,414</u>	<u>9.53%</u>



2011-2012 BUDGET

SPECIAL REVENUE FUND-OTHER FEDERAL PROGRAMS-FUNDS 42XX

	Account Number	2009-2010 Actual	2010-2011 Actual	2011-2012 Budget	2010-2011 to 2011-2012 Change	Percent
ESTIMATED REVENUES						
Federal Direct						
Miscellaneous Federal Direct	3199	950,008	1,195,671	1,669,388	473,717	39.62%
Total Federal Direct		<u>950,008</u>	<u>1,195,671</u>	<u>1,669,388</u>	<u>473,717</u>	<u>39.62%</u>
Federal Through State and Local						
Vocational Education Acts	3201	275,952	311,585	253,958	-57,627	-18.49%
Workforce Investment Act	3220	13,389	77,883	7,441	-70,442	-90.45%
Drug Free Schools	3227	78,755		0	0	
Individuals with Disabilities Education Act, IDEA	3230	3,664,591	3,824,324	4,445,829	621,505	16.25%
Elementary and Secondary Education Act, Title I	3240	4,528,909	4,572,716	5,094,693	521,976	11.42%
Adult General Education	3251	232,295	202,930	354,426	151,496	74.65%
Elementary and Secondary Education Act, Title V	3270	119,429		0	0	
Miscellaneous Federal Through State	3299	1,191,135	1,304,709	977,794	-326,915	-25.06%
Total Federal Through State and Local	3200	<u>10,102,456</u>	<u>10,294,148</u>	<u>11,134,141</u>	<u>839,993</u>	<u>8.16%</u>
Local:						
Interest on Investments	3431	17				
Other Miscellaneous Local Sources	3495					
Total Local	3400	<u>17</u>	<u>0</u>	<u>0</u>	<u>0</u>	
Beginning Fund Balance	2800	200	217	217	0	-0.06%
TOTAL ESTIMATED REVENUES, OTHER FINANCING SOURCES, AND FUND BALANCE	3000	<u>11,052,681</u>	<u>11,490,036</u>	<u>12,803,746</u>	<u>1,313,709</u>	<u>11.43%</u>
APPROPRIATIONS						
Instruction	5000	5,649,688	5,641,888	6,151,354	509,465	9.03%
Pupil Personnel Services	6100	1,047,318	1,084,356	949,781	-134,575	-12.41%
Instructional Media Services	6200	3,103	3,149		-3,149	-100.00%
Instructional and Curriculum Development Services	6300	2,120,006	2,255,376	2,152,950	-102,426	-4.54%
Instructional Staff Training Services	6400	776,711	796,193	1,128,930	332,737	41.79%
Instruction Related Technology	6500				0	
General Administration	7200	425,694	410,796	736,912	326,116	79.39%
School Administration	7300	812			0	
Central Services	7700	46,379	5,896	843	-5,053	-85.70%
Pupil Transportation Services	7800	76,333	117,091	212,759	95,668	81.70%
Operation of Plant	8100				0	
Community Services	9100	801,832	1,059,138	1,470,000	410,862	38.79%
Capital Outlay	9300	104,588	115,935		-115,935	-100.00%
Total Expenditures		<u>11,052,464</u>	<u>11,489,819</u>	<u>12,803,529</u>	<u>1,313,709</u>	<u>11.43%</u>
Other Financing Sources (Uses)						
Transfers In From General Fund	3610					
Total Other Financing Sources (Uses)						
Ending Fund Balance	2700	217	217	217	0	0.00%
TOTAL APPROPRIATIONS		<u>11,052,681</u>	<u>11,490,036</u>	<u>12,803,746</u>	<u>1,313,709</u>	<u>11.43%</u>



2011-2012 BUDGET
SPECIAL REVENUE FUND-TARGETED ARRA-FUND 432

	Account Number	2009-2010 Actual	2010-2011 Actual	2011-2012 Budget	2010-2011 to 2011-2012 Change	Percent
ESTIMATED REVENUES						
Federal Direct						
Miscellaneous Federal Direct	3199					
Total Federal Direct		<u>0</u>	<u>0</u>	<u>0</u>	<u>0</u>	<u>0</u>
Federal Through State and Local						
State Fiscal Stabilization Funds-K-12	3210					
State Fiscal Stabilization Funds-Workforce	3211					
State Fiscal Stabilization Funds-VPK	3212					
Individuals with Disabilities Education Act (IDEA)	3230	1,607,762	1,668,065	514,522	-1,153,542	-69.15%
Elementary and Secondary Education Act, Title I	3240	1,100,158	1,049,497	178,358	-871,140	-83.01%
Other Food Services	3259					
Miscellaneous Federal Through State	3299	58,073	64,166	7,142	-57,023	-88.87%
Total Federal Through State and Local	3200	<u>2,765,993</u>	<u>2,781,728</u>	<u>700,022</u>	<u>-2,081,705</u>	<u>-74.83%</u>
Local:						
Interest on Investments	3431					
Total Local	3400	<u>0</u>	<u>0</u>	<u>0</u>	<u>0</u>	<u>0.00%</u>
Beginning Fund Balance	2800	<u>0</u>	<u>62</u>	<u>62</u>	<u>0</u>	<u>0.00%</u>
TOTAL ESTIMATED REVENUES, OTHER FINANCING SOURCES, AND FUND BALANCE	3000	<u>2,765,993</u>	<u>2,781,789</u>	<u>700,084</u>	<u>-2,081,705</u>	<u>-74.83%</u>
APPROPRIATIONS						
Instruction	5000	1,192,203	1,191,950	403,625	-788,324	-66.14%
Pupil Personnel Services	6100	134,037	111,579		-111,579	-100.00%
Instructional Media Services	6200					
Instructional and Curriculum Development Services	6300	737,195	748,986	190,900	-558,086	-74.51%
Instructional Staff Training Services	6400	527,133	523,211	65,476	-457,736	-87.49%
Instruction Related Technology	6500	9,894	53,779	7,142	-46,636	-86.72%
General Administration	7200	133,066	141,068	32,879	-108,190	-76.69%
School Administration	7300					
Central Services	7700	665				
Pupil Transportation Services	7800	362	1,125		-1,125	-100.00%
Maintenance of Plant	8100					
Administrative Technology Services	8200					
Community Services	9100					
Capital Outlay	9300	31,438	10,029		-10,029	-100.00%
Total Expenditures		<u>2,765,993</u>	<u>2,781,728</u>	<u>700,022</u>	<u>-2,081,705</u>	<u>-74.83%</u>
Ending Fund Balance	2700	<u>0</u>	<u>62</u>	<u>62</u>	<u>0</u>	<u>0.00%</u>
TOTAL APPROPRIATIONS		<u>2,765,993</u>	<u>2,781,789</u>	<u>700,084</u>	<u>-2,081,705</u>	<u>-74.83%</u>



2011-2012 BUDGET

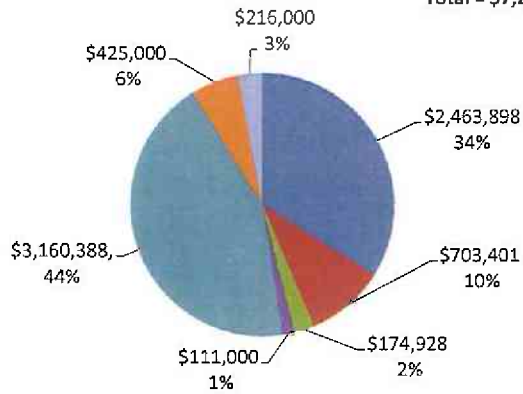
SPECIAL REVENUE FUND-RACE TO THE TOP-FUND 434

	Account Number	2010-2011 Actual	2011-2012 Budget	2010-2011 to 2011-2012 Change	Percent
ESTIMATED REVENUES					
Federal Through State and Local					
Race to the Top	3214	127,515	1,412,189	1,284,675	1007.47%
Individuals with Disabilities Education Act (IDEA)	3230				
Elementary and Secondary Education Act, Title I	3240				
Other Food Services	3269				
Miscellaneous Federal Through State	3299				
Total Federal Through State and Local	3200	<u>127,515</u>	<u>1,412,189</u>	<u>1,284,675</u>	<u>1007.47%</u>
Local:					
Interest on Investments	3431	1	0	0	0.00%
Total Local	3400	<u>1</u>	<u>0</u>	<u>0</u>	<u>0.00%</u>
Beginning Fund Balance	2800	<u>0</u>	<u>1</u>	<u>1</u>	
TOTAL ESTIMATED REVENUES, OTHER FINANCING SOURCES, AND FUND BALANCE	3000	<u>127,516</u>	<u>1,412,190</u>	<u>1,284,675</u>	<u>1007.46%</u>
APPROPRIATIONS					
Instruction	5000	40,685	994,634	953,949	2344.72%
Pupil Personnel Services	6100				
Instructional Media Services	6200				
Instructional and Curriculum Development Services	6300	19,647	44,967	25,320	128.88%
Instructional Staff Training Services	6400	23,404	35,944	12,541	53.58%
Instruction Related Technology	6500		165,664	165,664	
General Administration	7200	5,832	27,209	21,377	366.53%
School Administration	7300				
Food Services	7600				
Central Services	7700		800	800	
Pupil Transportation Services	7800				
Administrative Technology Services	8200	26,996	142,971	115,975	429.59%
Community Services	9100				
Capital Outlay	9300	10,951		-10,951	-100.00%
Total Expenditures		<u>127,515</u>	<u>1,412,189</u>	<u>1,284,675</u>	<u>1007.47%</u>
Ending Fund Balance	2700	<u>1</u>	<u>1</u>	<u>0</u>	<u>0.00%</u>
TOTAL APPROPRIATIONS		<u>127,516</u>	<u>1,412,190</u>	<u>1,284,675</u>	<u>1007.47%</u>

2012 Federal Project Appropriations by Object

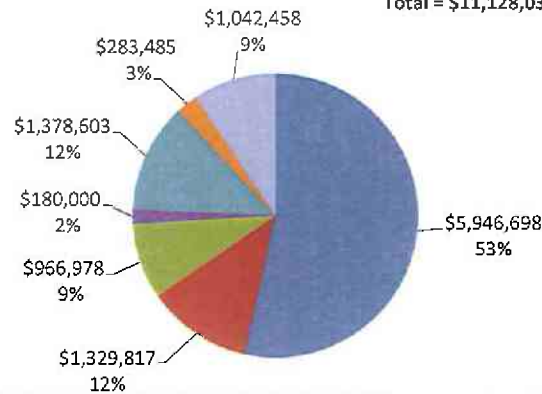
4101 - Food Services

Total = \$7,254,615



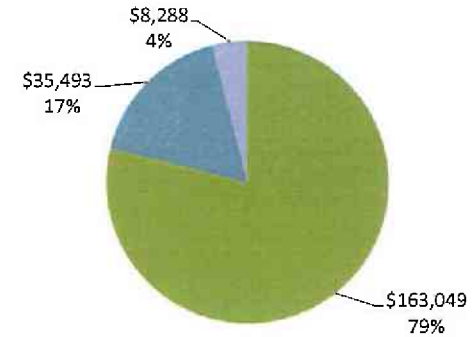
4201 - Federal Projects

Total = \$11,128,039



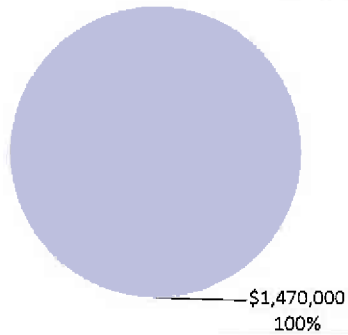
4202 - Other Federal Grants

Total = \$206,830



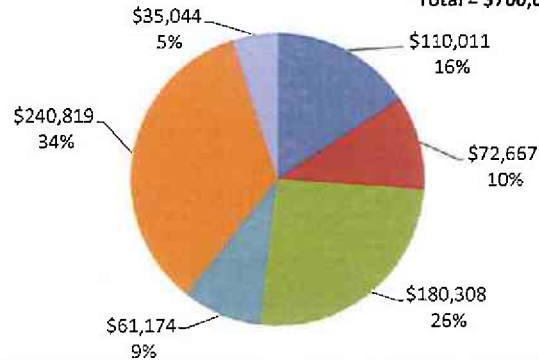
4203 - Pell Grant

Total = \$1,470,000



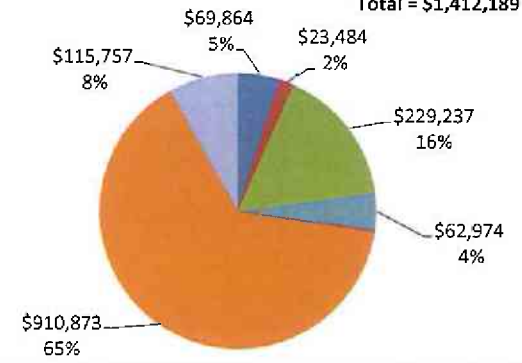
4320 - Targeted ARRA

Total = \$700,023



4340 - Race to the Top

Total = \$1,412,189



■ 1000 Salaries
 ■ 2000 Benefits
 ■ 3000 Purchased Services
 ■ 4000 Energy Services
■ 5000 Materials and Supplies
 ■ 6000 Capital Outlay
 ■ 7000 Other Expenses

AWARD LETTERS

FLORIDA DEPARTMENT OF EDUCATION



STATE BOARD OF EDUCATION

KATILEEN SHANAHAN, Chair

ROBERTO MARTÍNEZ, Vice Chair

Members


GARY CHARTRAND

DR. AKSHAY DESAI

BARBARA S. FEINGOLD

JOHN R. PADGET

John L. Winn
Commissioner of Education



MEMORANDUM

DATE: July 29, 2011

TO: School District Superintendents
School District Finance Officers

FROM: Linda Champion

A handwritten signature in cursive script, appearing to read "Linda Champion".

SUBJECT: 2011-2012 Conditional Release of Entitlement Funds

To enable Florida school districts to access funding to implement their federal entitlement programs at the beginning of the 2011-12 school year, the Florida Department of Education (FLDOE) will release a portion of the funds for each entitlement program contingent upon the receipt of the federal grant award and the receipt of a substantially approvable application.

Funds will be available via the conditional release process through September 30, 2011. During this time, the FLDOE will be completing the review and approval of these applications. We ask for your cooperation and compliance with any requests or inquiries from FLDOE staff in the program contact offices, the Grants Management Section, and/or the Comptroller's Office.

The conditional release amount will be 25 percent of your district's 2011-12 preliminary allocation for each of the following programs:

Title I, Part A
Title I, Part C
Title I, Part D
Title II, Part A




Title II, Part D
Title III, Part A
IDEA, Part B & Preschool

If you have any questions about this memorandum, or the conditional release process, please contact Dave Guido via e-mail at David.Guido@fldoe.org, or by phone at (850) 245-0735.

cc: FLDOE Program Contacts
FLDOE Comptroller's Office
FLDOE Grants Management Section

LINDA CHAMPION
DEPUTY COMMISSIONER, FINANCE AND OPERATIONS

**Florida Department of Education
Project Award Notification**

1 PROJECT RECIPIENT Citrus County School District	2 PROJECT NUMBER 090-2232A-2CD01
3 PROJECT/PROGRAM TITLE Title I Part D Local Agency Delinquent Program <p align="right">TAPS 12A027</p>	4 AUTHORITY 84.010A Delinquent Local - Title I, Local Delinquent
5 AMENDMENT INFORMATION Amendment Number: Type of Amendment: Effective Date:	6 PROJECT PERIODS Budget Period: 07/01/2011 - 06/30/2012 Program Period: 07/01/2011 - 06/30/2012
7 AUTHORIZED FUNDING Current Approved Budget: \$ 92,369.00 Amendment Amount: Estimated Roll Forward: Certified Roll Amount: Total Project Amount: \$ 92,369.00	8 REIMBURSEMENT OPTION Federal Cash Advance
9 TIMELINES <ul style="list-style-type: none"> Last date for incurring expenditures and issuing purchase orders: <u>06/30/2012</u> Date that all obligations are to be liquidated and final disbursement reports submitted: <u>08/20/2012</u> Last date for receipt of proposed budget and program amendments: <u>05/31/2012</u> Refund date of unexpended funds; mail to DOE Comptroller, 325 W. Gaines Street, 944 Turlington Building, Tallahassee, Florida 32399-0400; Date(s) for program reports: 	
10 DOE CONTACTS Program: Melvin Herring III Phone: (850) 245 - 0684 Email: melvin.herring@fldoe.org Grants Management: Unit A (850) 245-0496	11 DOE FISCAL DATA DBS: 40 90 20 EO: 18 Object: 720035
12 TERMS AND SPECIAL CONDITIONS <ul style="list-style-type: none"> This project and any amendments are subject to the procedures outlined in the <u>Project Application and Amendment Procedures for Federal and State Programs</u> (Green Book) and the General Assurances for Participation in Federal and State Programs. For federal cash advance projects, monthly expenditures must be submitted to the Comptroller's Office by the 20th of each month for the preceding month's disbursements utilizing the On-Line Disbursement Reporting System. 	
13 APPROVED: <div style="display: flex; justify-content: space-between;"> <div style="text-align: center;">  <hr/> Authorized Official on behalf of Gerard Robinson Commissioner of Education </div> <div style="text-align: center;">  <hr/> Date of Signing </div> <div style="text-align: right;">  </div> </div>	

**FLORIDA DEPARTMENT OF EDUCATION
BUDGET DESCRIPTION FORM -**

Title I, Part D: Subpart II, Local Programs for Neglected and Delinquent 2011-2012

A) NAME OF ELIGIBLE RECIPIENT: **Citrus County District School Board**

B) Project Number (DOE USE ONLY): **090-2232A-2CD01**

E) TAPS Number 12A027

count	Activity	Function	Object	Account Title and Description	FTE	Amount
1	Supplemental Aide to assist students and teachers in core subject areas to increase student achievement	5100	150	Aides Salaries - Paraprofessional	0.750	\$12,400.00
2	Benefits for 5100 salaries	5100	210	Retirement Benefits	0.000	\$608.00
3	Benefits for 5100 salaries	5100	220	Social Security Benefits	0.000	\$985.00
4	Benefits for 5100 salaries	5100	231	Health and Hospitalization Benefits	0.000	\$809.00
5	Benefits for 5100 salaries	5100	240	Workers Compensation Benefits	0.000	\$198.00
6	Tutors to provide supplemental tutoring during the school day to assist students in gaining a high school education.	5100	310	Professional and Technical Services Consultants - Tutors to provide supplemental tutoring during the school day to assist students in gaining a high school education.	0.000	\$48,000.00
7	Consumable supplies/materials to assist students in gaining a high school education including GED materials, career and vocational materials, paperback books, and supplemental academic workbooks.	5100	510	Supplies Consumable Supplies to support student academic achievement, including GED materials, career and vocational materials, paperback books, and supplemental academic workbooks.	0.000	\$14,599.00
8	AV materials to assist students in gaining a high school education including CDs/DVDs for career education and literacy.	5100	622	Audio Visual Materials Non-Capitalized Audio visual - CDs/DVDs	0.000	\$600.00
9	Furniture/Fixtures & Equipment to assist students in gaining a high school education	5100	641	Furniture, Fixtures and Equipment Capitalized DVD players, Television	0.000	\$2,000.00
10	Furniture/Fixtures & Equipment to assist students in gaining a high school education	5100	642	Furniture, Fixtures and Equipment Non-Capitalized AV carts, audio recorder	0.000	\$1,850.00
11	Computer hardware to assist students in gaining a high school education	5100	643	Computer Hardware Capitalized Laptops, computer equipment, zip drive, memory stick, projection devices	0.000	\$3,500.00

12	Computer hardware to assist students in gaining a high school education	5100	644	Computer Hardware Non-Capitalized Document camera	0.000	\$900.00
13	Computer software to assist students in gaining a high school education	5100	692	Computer Software Non-Capitalized Software, Microsoft Office, Photoshop, Learning Software	0.000	\$1,900.00
14	Professional development to assist teachers & paraprofessionals in providing academic services	6400	120	Classroom Teachers Extra duty stipends for staff development training	0.000	\$555.00
15	Professional development to assist teachers & paraprofessionals in providing academic services	6400	150	Aides Extra duty stipends for staff development training	0.000	\$300.00
16	Benefits for 6400/120/150	6400	210	Retirement Benefits	0.000	\$49.00
17	Benefits for 6400/120/150	6400	220	Social Security Benefits	0.000	\$80.00
18	Benefits for 6400/120/150	6400	240	Workers Compensation Benefits	0.000	\$16.00
19	Consultant for Professional Development in the area of literacy, particularly in comprehension strategies.	6400	310	Professional and Technical Services Consultant for Professional Development in literacy	0.000	\$500.00
20	Expenses for Professional Development to assist teachers & paraprofessionals in providing academic services	6400	330	Travel Travel Expenses, Registration Fees	0.000	\$500.00
21	Indirect Costs	7200	790	Miscellaneous Expenses Indirect Costs - 6.39%	0.000	\$2,020.00
Totals:					0.750	\$92,369.00

DOE 101



Gerard Robinson, Commissioner