CITRUS COUNTY SCHOOL BOARD'S BUDGET
Fiscal Year 2017-2018

September 11, 2017

Where Learning is the Expectation and Caring is a Commitment!

www.citrusschools.org

CITRUS COUNTY SCHOOL BOARD

Board Members

Virginia “Ginger” Bryant - Chairperson
Douglas A. Dodd – Vice-Chairperson
Linda B. Powers
Sandra Counts
Thomas Kennedy

Sandra “Sam” Himmel, Superintendent

The mission of the Citrus County School District is to educate all students through relevant curriculum and experiences for life in an ever-changing world.

2017-2018
Budget Book
Table of Contents

INTRODUCTION

Memo from the Chief Finance Officer…….…….....3

Budget Calendar……..…….....5

STATISTICAL

Summary of Millage Levies and District Ad Valorem Tax Revenue…….,……9

Taxable Value to Millage Levied Graph 2008-2018…….…….10

Ad Valorem Tax Budget Graph 2008-2018……..…….…….…11

Millage Levied Graph 2008-2018……..……12

RLE & Discretionary vs. Capital Outlay Graph 2008-2018……..……13

Ad Valorem Taxes Budgeted to Taxes Collected 2008-2018…….....14

FEFP FUNDING

Funding Components…….……..…….....17

Program Cost Factors……..……..……...23

FEFP Program Module…….……....…....24

FEFP Calculation Comparisons……..……..……25

Base Student Allocation and FEFP Funding 2008-2018…….……...26

UFTE and WFTE Students 2008-2018……...…27

CONSOLIDATED FUNDS

Fund Classifications……..……..31

Consolidated Funds Statement by Function……...33

Consolidated Funds Statement by Object…….....34

GENERAL FUND

Results from Operations……37

Restricted vs. Unrestricted Fund Balances 2007-2017……38

General Fund Revenues vs. Expenditures 2007-2017……39

REVENUES

Revenue Accounts……43

General Fund Statement of Revenue by Source……45

APPROPRIATIONS

Function Classifications……49

General Fund Appropriations by Function……53

Object Classifications……54

General Fund Appropriations by Object……55

General Fund Appropriations by Project……63

COST CENTER BUDGETS

General Fund District Level Cost Center Budget Comparison……71

District Level Cost Center Budgets……72

SCHOOLS AND STAFFING

General Fund Schools and Special Centers Budget Comparison……107

School Staffing Budgeted Plan and Salary Sheet……108

Elementary School Staffing Plan……109

Middle School Staffing Plan……110

High School Staffing Plan……111

CREST Staffing Plan……112

Withlacoochee Technical College Staffing Plan……113

STUDENT ENROLLMENT

Student Enrollment Counts as of September 5, 2017...117

DEBT SERVICE

Debt Service Funds Overview...122

Debt Service Actual and Budget Comparison...123

CAPITAL FUND

Capital Funds Overview...127

Capital Funds Actual and Budget Comparison...129

Capital Review for the CCSB Proposed Work Plan for 2018

Summary of Five Year Workplan...133

COPS & QSCB Payment Schedule...134

Sinking Fund Deposit Schedule...135

Transportation Long Range Plan...136

Transportation Bus Replacement Plan...137

Technology Resource Center Long Range Plan...138

Information Services Long Range Plan,...139

Enterprise Software...140

Copier Lease Budget...141

Code Compliance Capital Budget...142

Maintenance Capital Budget...143

Facilities & Construction Capital Budget,...144

Planning & Growth Long Range Plan...146

Local Capital Improvement Other Transfers Budget...147

SPECIAL REVENUE FUNDS

Special Revenue Funds Overview ……,,,……151

Food Service Fund ……,,,……154

Other Federal Funds ……,,,…….….....158

AWARD LETTERS

Carl D Perkins, Career & Technical Education, Secondary….....,.....164

Carl D Perkins, Career & Technical Education, Post-Secondary….....165

IDEA Part B, K-12 Entitlement……,,,……..……..…166

IDEA Part B, Preschool Entitlement……..……,,,,,,,……..……..…167

INTERNAL SERVICE FUNDS

Internal Service Fund Overview……..170

Internal Service Fund Actual and Budget Comparison……..….171

TRUTH IN MILLAGE

Budget Summary…….…..175

Notice of Budget Hearing……,,,,……..……,,,,,,.……...176

Notice of Tax for School Capital Outlay……177

Certification of School Taxable Value……..……..……180

Resolution Adopting the Tentative Millage Rates for 2017-2018……,,,,,,....……..182

Resolution Adopting the Tentative Budget for 2017-2018….……,,,,,,,,,,……..183

FIVE YEAR WORK PLAN

2017-2018 DOE Work Plan……,,……..187

DOE BUDGET

ESE 139-District Summary Budget……..……..……209

District Summary Budget Checklist……..……...227

INTRODUCTION

M E M O

DATE: September 11, 2017

TO: School Board Members
Sam Himmel, Superintendent

FROM: Kenny Blocker, Chief Finance Officer

RE: 2017-2018 Final Budget

The total final budget for the Citrus County School District for the fiscal year 2017-2018 totals $217,981,120. This total includes appropriations of $181,381,578 and $36,599,542 in reserves for all funds. This final budget reflects an overall increase of $1,609,983 from the tentative budget as approved by the Board on July 25, 2017. No significant changes have been made since the tentative budget was approved only to the Debt Service Fund with an adjustment to the fund balance.

Growth has been slow to come back to Citrus County. Currently, there is a growth of 57 students for the second calculation from the previous year. Enrollment as of September 5, 2017 was up by over 100 students. Indications are that the Citrus County Schools are finally starting to see growth in elementary and middle schools, while high schools are trending flat to declining. Alternative options to traditional high schools are having a potential impact, such as, virtual and charter schools; this may be some explanation to the flat or declining enrollment numbers at the high school.

Property tax revenue is generated through the millage levied against the school taxable value. This year school taxable value is up by over $400 million or 4.5%. This increase in property value is a positive sign of growth in Citrus County and the economy starting to rebound.

The largest fund is the General Fund, which is used for the operations of the school district. The total General Fund budget is $132.4 million of which $6.6 million is the fund balance. The budget is balanced with no use of fund balance, notwithstanding the restricted rollovers. The largest component of the General Fund is funded through the Florida Education Finance Program (FEFP). The FEFP is comprised of many line items that represent restricted funding. The majority of the FEFP is the base funding which totals approximately $64 million. This is used primarily to fund personnel services, teachers. The remaining $42.7 million, approximately $33 million is earmarked for restricted funding ranging from textbooks, student transportation, ESE services, security, class size reduction, etc. Funding through this program totals approximately $106.6 million, which is approximately $1.1 million more than last year's funding.

The FEFP is comprised of two funding sources, state and local. The state funding totals $60 million (57%) and local funding totals $46 million (43%) of the FEFP. The local sources of funding are derived from property tax dollars which, millage rates are set by the State. The Required Local Effort millage rate totals 4.331. This millage will raise $39.4 million. The second millage rate is the Discretionary millage of 0.748, which will raise $6.8 million. Local tax dollars will raise $46.2 million for operations through the FEFP.

The challenge for the General Fund continues to be adequate funding from the Legislature. The level of funding for the last two years has been approximate increase of 1% each year. This increase only allows the District to meet the increased demands of health insurance and the Florida Retirement System. These increased demands and additional resources for schools continue to challenge the General Fund to meet the demands of the ever-increasing challenges of education.

The next largest fund is the Capital Fund. The fund totals $37.7 million, which $21 million is appropriated and $16.7 million remains in the Capital Fund balance. The capital millage assessment generates most of the revenue. The revenues derived from local tax dollars through the 1.500 capital outlay millage will be approximately $13.6 million. Expenditures in the Capital Fund have been managed to increase the fund balance due to declining revenues. Although local capital outlay millage has increased over last years, the State's allocation of PECO maintenance has decreased. Last year's estimate of FY 2018 revenue was $513,000 and has now been adjusted to $342,000.

The Capital funds are used for construction, remodeling, maintenance of schools, technology (one to one), school buses, bond payments, property and casualty insurance, etc.

The third major fund is the Special Revenue Fund. This fund represents funding derived from the Federal Government. Currently in that fund are the entitlement grants of Title I and IDEA. Secondly, the fund encompasses the funding of the Food Service Department. Special revenue funds, except for Food Service, are derived through cost reimbursement. After funds have been expensed, the Federal government reimburses the District. The Food Service department carries a fund balance to ensure adequate funds are available to feed the students as well as keeping furniture, fixtures, and equipment up to date. The total budget for Special Revenue is $20.5 million of which Food Service has a fund balance of $3.1 million.

The last major fund is the Internal Service Fund, which totals $19.4 million. This fund is used to support the District's Health Insurance Fund as well as the Wellness Center. Revenues are derived from premiums; expenses are comprised of medical claims and the operations of the Wellness Center. The budget is encompassing of $16.1 million in appropriations and reserves of $3.3 million. The reserves are needed to adequately fund the plan and the cost of claims. This fund balance is a derivative from the plan to get the health insurance plan back on stable ground and to be able to support itself without contributions from the General Fund.

The Final budget as presented represents appropriations needed to fund the operations of the School District in the most efficient and effective manner. The operations of the schools are funded at levels that are supported by funding as provided by the FEFP and the Legislature.

CITRUS COUNTY SCHOOL DISTRICT
2017-2018
BUDGET CALENDAR

Date	Activity	Responsibility
January 10, 2017	Review Budget Calendar with Board	Chief Financial Officer
January 11, 2017	2017 FTE Estimate Submitted to DOE	Director of Information Services
February 15, 2017	Budget Meeting with District Budget Administrators	Executive Team, Chief Financial Officer, Director of Finance
February 20 - March 24, 2017	District Budget Administrators Prepare Budgets	District Budget Administrators
February 20 - March 24, 2017	School Sites Prepare Budgets	Principals
February 23, 2017	Budget Meeting with Capital Budget Administrators	Executive Director, School Support Services, Chief Financial Officer, Director of Finance
February 28, 2017	Budget and 5 Year Work Plan Workshop-School Board	Executive Director, School Support Services, Chief Financial Officer, Director of Finance
February 27 - March 24, 2017	Capital Budget Administrators Prepare Budgets	Capital Budget Administrators
February 27 - March 3, 2017	Staffing Review Meetings	Executive Team, Chief Financial Officer
March 27 - March 31, 2017	District Budget Administrator's Budget Review	Executive Team, Chief Financial Officer, Director of Finance
April 3- April 7, 2017	School Administrator's Budget Review	Executive Team, Chief Financial Officer, Director of Finance
April 10 - April 14, 2017	Capital Budget Administrator's Budget Review	Executive Director, School Support Services, Chief Financial Officer, Director of Finance
April 7, 2017	First Human Resource Budget Entered	Director of Human Resources
April 25, 2017	Budget and 5 Year Work Plan Workshop-School Board	Chief Financial Officer
May 19, 2017	Second Human Resource Budget Entered	Director of Human Resources
June 5, 2017	Preliminary Budget and 5 Year Work Plan to Superintendent	Chief Financial Officer
June 15, 2017	Third Human Resource Budget Entered	Director of Human Resources
June 27, 2017	Budget and 5 Year Work Plan Workshop-School Board	Chief Financial Officer
July 1, 2017	Property Appraiser Certifies Taxable Value	Department of Education
July 1, 2017	Department of Education Computes Required Local Effort	Property Appraiser, TRIM Office
July 11, 2017	Board Meeting-Approve to Advertise the Tentative Budget	School Board, Superintendent
July 13, 2017	Fourth Human Resource Budget Entered	Director of Human Resources
July 14, 2017	DOE Provides Final Funding Figures	Department of Education
July 22, 2017	Budget Advertisements Published	Director of Finance
July 25, 2017	Board Adopts Tentative Budget and Reviews 5 Year Work Plan	Chief Financial Officer
July 26, 2017	Submit Millage Information to Property Appraiser	Director of Finance
August 11, 2017	Final Human Resource Budget Entered	Director of Human Resources
August 18, 2017	Property Appraiser Mails Notice of Proposed Property Taxes	Property Appraiser
September 11, 2017	Board Adopts Final Budget and Millage and 5 year Work Plan	Chief Financial Officer
September 11, 2017	Submit Budget to the Department of Education	Director of Finance
September 13, 2017	Submit Resolution Adopting the Final Millage Rate to Property Appraiser	Director of Finance
September 30, 2017	Submit TRIM Compliance	Director of Finance

STATISTICAL

CITRUS COUNTY SCHOOL DISTRICT
Summary of Millage Levies
and
District Ad Valorem Tax Revenue

Millage Rates Levied:	**2007-08**	**2008-09**	**2009-10**	**2010-11**	**2011-12**	**2012-13**	**2013-14**	**2014-15**	**2015-16**	**2016-17**	**2017-18**
Local Required Effort	4.767	5.179	5.317	5.319	5.527	5.129	5.065	5.017	4.918	4.643	4.331
Prior Period Adjusment				0.023	0.029	0.012		0.039	0.023	0.034	0.002
Basic Discretionary	0.510	0.498	0.748	0.748	0.748	0.748	0.748	0.748	0.748	0.748	0.748
Supplemental Discretionary	0.136	0.142									
Capital Improvement	2.000	1.750	1.500	1.500	1.500	1.500	1.500	1.500	1.500	1.500	1.500
Critical Capital Outlay			0.250	0.250	0.250	0.250					
Total Millage Levied	**7.413**	**7.569**	**7.815**	**7.840**	**8.054**	**7.639**	**7.313**	**7.304**	**7.189**	**6.925**	**6.581**

	2007-08	**2008-09**	**2009-10**	**2010-11**	**2011-12**	**2012-13**	**2013-14**	**2014-15**	**2015-16**	**2016-17**	**2017-18**
Taxable Value	**12,388,874,371**	**11,719,102,253**	**10,884,799,583**	**10,414,224,453**	**10,099,797,626**	**9,691,557,319**	**8,921,147,409**	**8,574,272,129**	**8,861,423,299**	**9,074,017,367**	**9,482,456,430**
Taxable Value in 10,000	**1,238,887**	**1,171,910**	**1,088,480**	**1,041,422**	**1,009,980**	**969,156**	**892,115**	**857,427**	**886,142**	**907,402**	**948,246**

Ad Valorem Tax Budget:	**2007-08**	**2008-09**	**2009-10**	**2010-11**	**2011-12**	**2012-13**	**2013-14**	**2014-15**	**2015-16**	**2016-17**	**2017-18**
Local Required Effort	56,104,876	57,650,514	54,980,755	53,407,476	53,869,897	47,831,324	43,378,187	41,617,459	42,032,921	40,741,612	39,443,984
Basic Discretionary	6,002,410	5,543,533	7,734,739	7,478,246	7,252,463	6,959,313	6,406,098	6,157,013	6,363,211	6,515,870	6,809,162
Supplemental Discretionary	1,600,643	1,580,686	-	-	-	-	-	-	-	-	-
Capital Improvement	23,538,861	19,483,007	15,510,839	14,996,483	14,543,709	13,955,843	12,846,452	12,346,952	12,760,450	13,066,585	13,654,737
Critical Capital Outlay			2,585,140	2,499,414	2,423,951	2,325,974	-	-	-	-	-
Total	**87,246,790**	**84,257,740**	**80,811,473**	**78,381,619**	**78,090,019**	**71,072,454**	**62,630,737**	**60,121,424**	**61,156,581**	**60,324,067**	**59,907,884**

Taxes Collected:	**2007-08**	**2008-09**	**2009-10**	**2010-11**	**2011-12**	**2012-13**	**2013-14**	**2014-15**	**2015-16**	**2016-17**	**2017-18**
RLE & Discretionary	66,878,164	65,932,425	63,687,630	61,263,352	61,381,914	49,926,349	51,194,843	48,002,120	48,331,144	47,642,620	
Capital Outlay	24,553,982	19,866,336	18,150,837	17,606,558	17,038,802	14,830,733	13,196,876	12,073,567	12,741,501	13,167,245	
Total	**91,432,146**	**85,798,760**	**81,838,467**	**78,869,910**	**78,420,716**	**64,757,081**	**64,391,718**	**60,075,687**	**61,072,645**	**60,809,865**	**-**
Percent of Taxes Collected to Taxes Budgeted:	104.80%	101.83%	101.27%	100.62%	100.42%	91.11%	102.81%	99.92%	99.86%	100.81%	0.00%

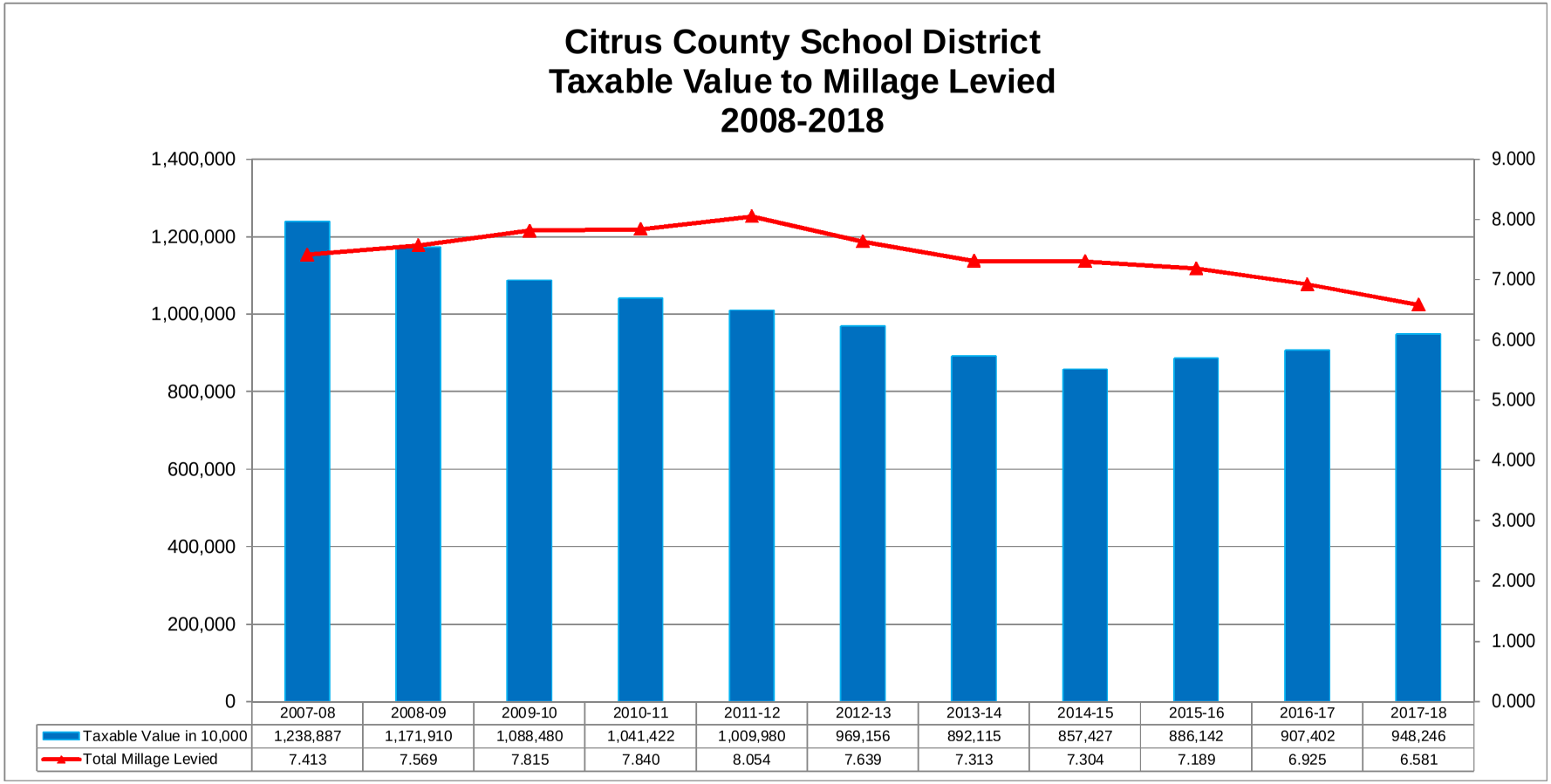

	2007-08	2008-09	2009-10	2010-11	2011-12	2012-13	2013-14	2014-15	2015-16	2016-17	2017-18
Taxable Value in 10,000	1,238,887	1,171,910	1,088,480	1,041,422	1,009,980	969,156	892,115	857,427	886,142	907,402	948,246
Total Millage Levied	7.413	7.569	7.815	7.840	8.054	7.639	7.313	7.304	7.189	6.925	6.581

Citrus County School District
Ad Valorem Tax Budget
2008-2018

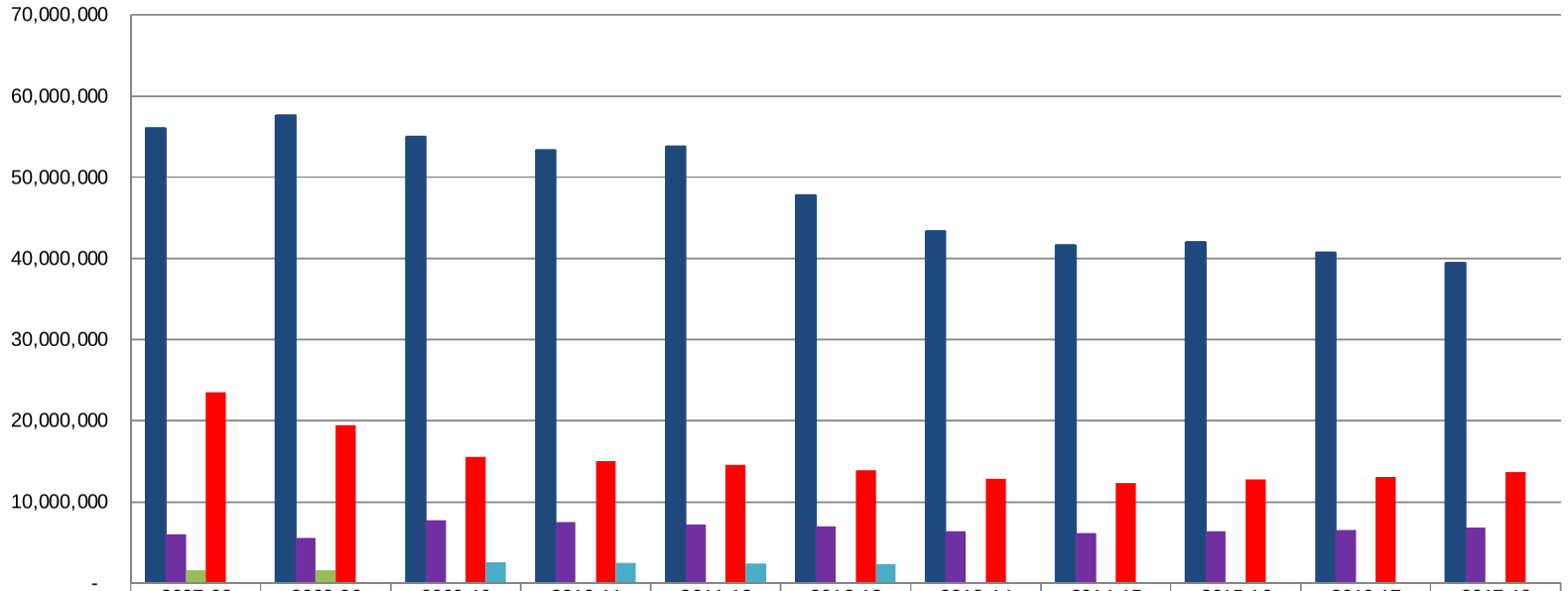

	2007-08	2008-09	2009-10	2010-11	2011-12	2012-13	2013-14	2014-15	2015-16	2016-17	2017-18
Local Required Effort	56,104,876	57,650,514	54,980,755	53,407,476	53,869,897	47,831,324	43,378,187	41,617,459	42,032,921	40,741,612	39,443,984
Basic Discretionary	6,002,410	5,543,533	7,734,739	7,478,246	7,252,463	6,959,313	6,406,098	6,157,013	6,363,211	6,515,870	6,809,162
Supplemental Discretionary	1,600,643	1,580,686	-	-	-	-	-	-	-	-	-
Capital Improvement	23,538,861	19,483,007	15,510,839	14,996,483	14,543,709	13,955,843	12,846,452	12,346,952	12,760,450	13,066,585	13,654,737
Critical Capital Outlay			2,585,140	2,499,414	2,423,951	2,325,974	-	-	-	-	-

Citrus County School District
Millage Levied
2008-2018

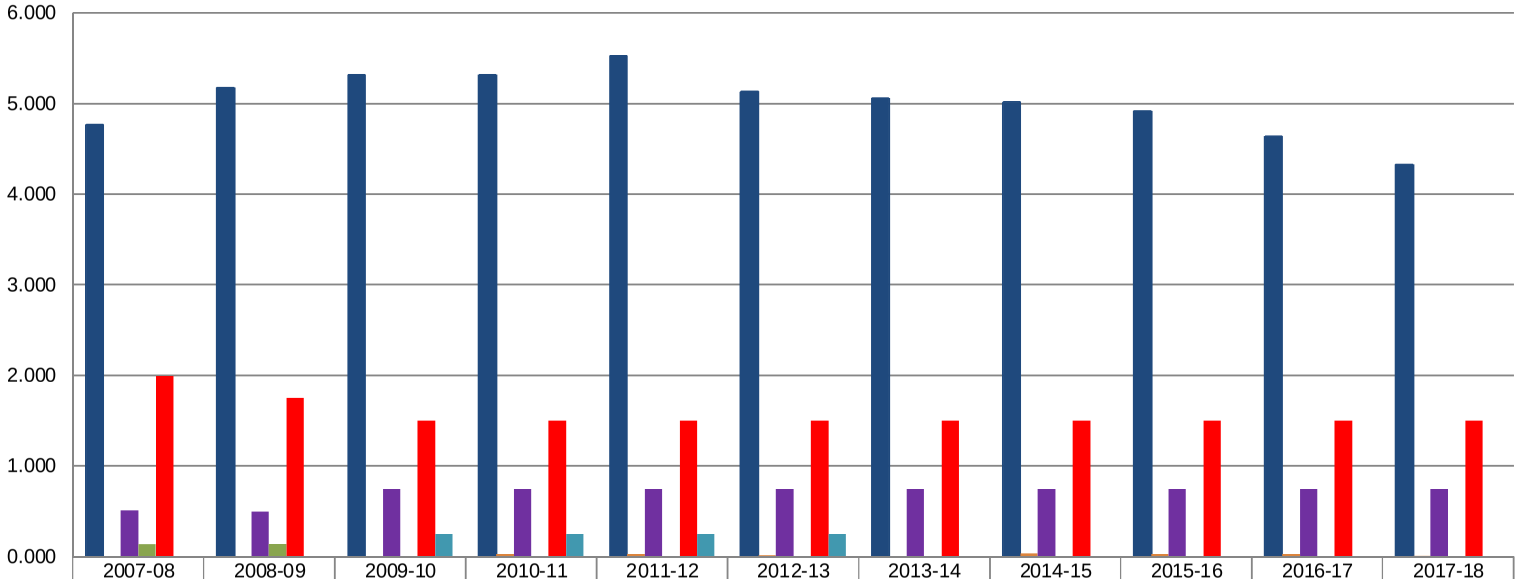

	2007-08	2008-09	2009-10	2010-11	2011-12	2012-13	2013-14	2014-15	2015-16	2016-17	2017-18
Local Required Effort	4.767	5.179	5.317	5.319	5.527	5.129	5.065	5.017	4.918	4.643	4.331
Prior Period Adjusment				0.023	0.029	0.012		0.039	0.023	0.034	0.002
Basic Discretionary	0.510	0.498	0.748	0.748	0.748	0.748	0.748	0.748	0.748	0.748	0.748
Supplemental Discretionary	0.136	0.142									
Capital Improvement	2.000	1.750	1.500	1.500	1.500	1.500	1.500	1.500	1.500	1.500	1.500
Critical Capital Outlay			0.250	0.250	0.250	0.250					

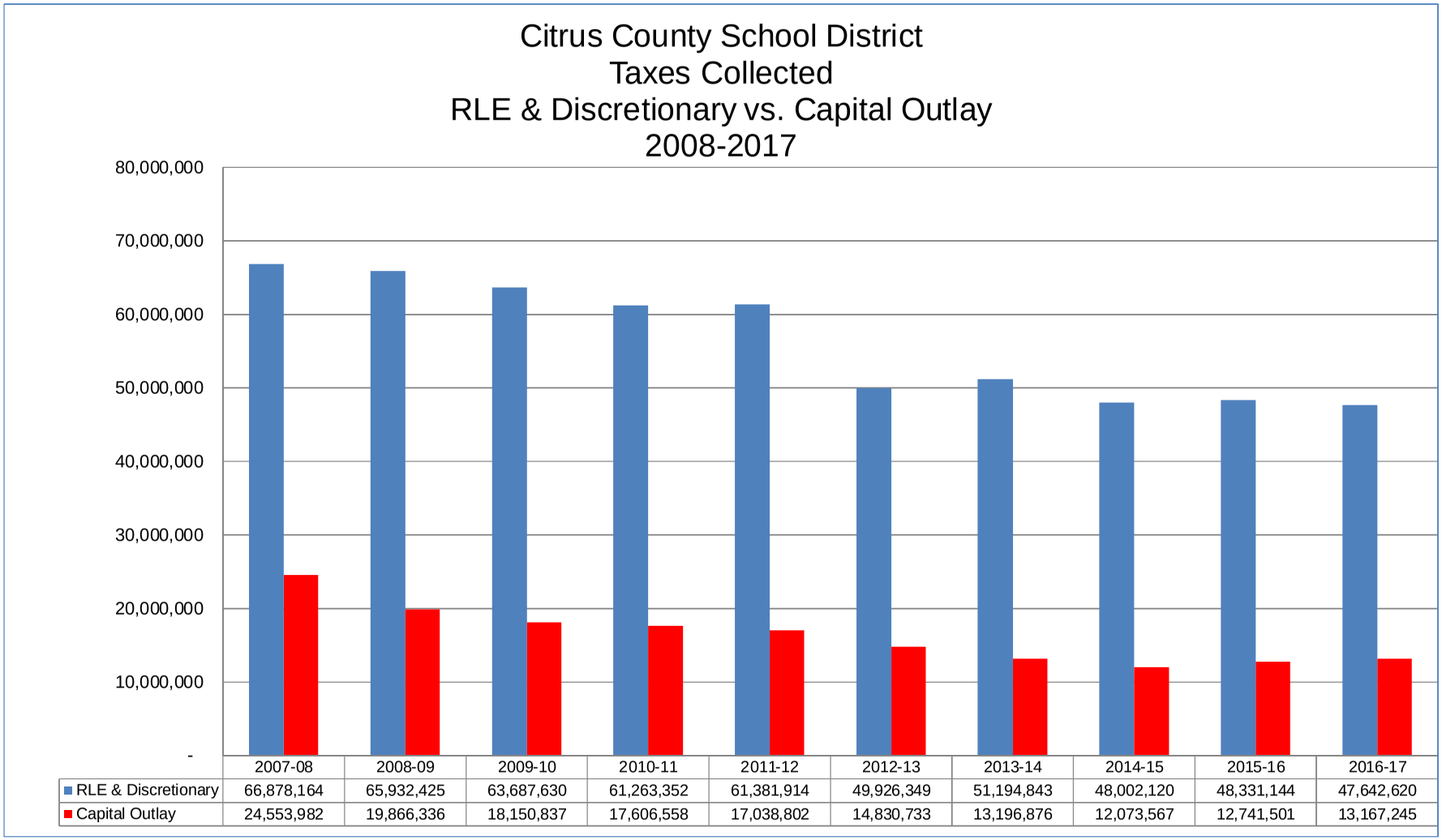

	2007-08	2008-09	2009-10	2010-11	2011-12	2012-13	2013-14	2014-15	2015-16	2016-17
RLE & Discretionary	66,878,164	65,932,425	63,687,630	61,263,352	61,381,914	49,926,349	51,194,843	48,002,120	48,331,144	47,642,620
Capital Outlay	24,553,982	19,866,336	18,150,837	17,606,558	17,038,802	14,830,733	13,196,876	12,073,567	12,741,501	13,167,245

Citrus County School District
Ad Valorem Taxes Budgeted to Taxes Collected
2008-2017

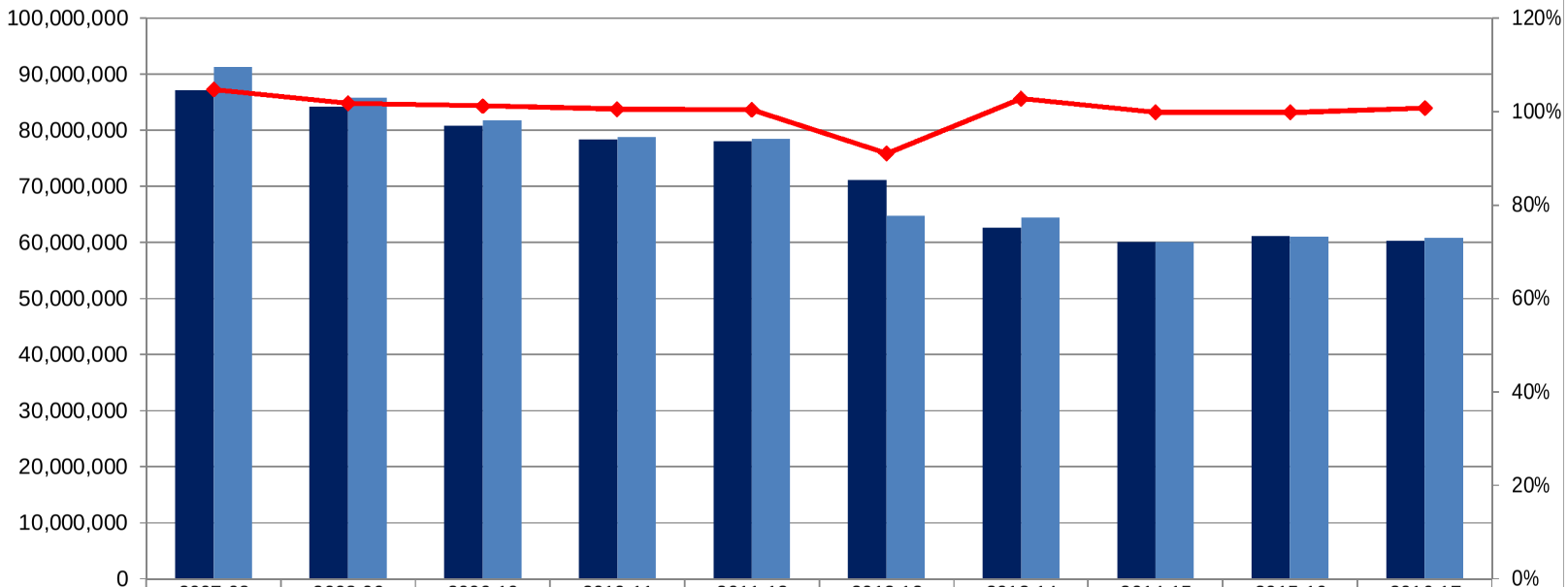

	2007-08	2008-09	2009-10	2010-11	2011-12	2012-13	2013-14	2014-15	2015-16	2016-17
Ad Valorem Tax Budget:	87,246,790	84,257,740	80,811,473	78,381,619	78,090,019	71,072,454	62,630,737	60,121,424	61,156,581	60,324,067
Taxes Collected:	91,432,146	85,798,760	81,838,467	78,869,910	78,420,716	64,757,081	64,391,718	60,075,687	61,072,645	60,809,865
Collected to Budgeted	104.80%	101.83%	101.27%	100.62%	100.42%	91.11%	102.81%	99.92%	99.86%	100.81%

FEFP
FUNDING

Florida Education Finance Program (FEFP)
Funding Components

In 1973 the Florida Legislature enacted the Florida Education Finance Program (FEFP) and established the state policy on equalized funding to guarantee to each student in the Florida public education system the availability of programs and services appropriate to his or her educational needs that are substantially equal to those available to any similar student notwithstanding geographic differences and varying local economic factors.

To equalize educational opportunities, the FEFP formula recognizes: (1) varying local property tax bases; (2) varying education program costs; (3) varying costs of living; and (4) varying costs for equivalent educational programs due to sparsity and dispersion of the student population.

The FEFP is the primary mechanism for funding the operating costs of Florida school districts. As noted herein, there are other sources of funding; however, the FEFP is the foundation for financing Florida's K-12 educational programs. A key feature of the FEFP is that it bases financial support for education upon the individual student participating in a particular educational program rather than upon the number of teachers or classrooms. FEFP funds are primarily generated by multiplying the number of full-time equivalent (FTE) students in each of the funded education programs by cost factors to obtain weighted FTE students Weighted FTE students are then multiplied by a base student allocation and by a district cost differential to determine the base funding from state and local FEFP funds. Program cost factors are determined by the Florida Legislature and represent relative cost differences among the FEFP programs. In addition to the base funding allocation, two major allocations within the FEFP are the Supplemental Academic Instruction Allocation and Exceptional Student Education (ESE) Guaranteed Allocation.

The amount of Gross State and Local FEFP Dollars for each school district is determined by the following components:

Unweighted Full-Time Equivalent Students (UFTE)

A full-time equivalent student for FEFP funding purposes is one student in membership in one or more FEFP programs for a school year or its equivalent. The FTE generated by a student for the purposes of FEFP funding is limited to 1.0 FTE during the 180-day school year. For the 2017-2018 fiscal year, the UFTE is 15,057.52.

Program Cost Factors

Program cost factors assure that each program receives an equitable share of funds in relation to its relative cost per student. Through the annual program cost report, districts report the expenditures for each FEFP program. The cost per FTE student of each FEFP program is used to produce an index of relative costs with the cost per FTE of Basic, Grades 4-8, established as the 1.000 base. In order to protect districts from extreme fluctuation in program cost factors, the Legislature typically uses a three-year average in computing cost factors.

Weighted Full-Time Equivalent Students (WFTE)

Multiplying the UFTE students for a program by its cost factor produces weighted FTE. The calculation weights the FTE to reflect the relative costs of the programs as represented by the program cost factors. For the 2017-2018 fiscal year, the WFTE is 16,099.42.

Base Student Allocation

The base student allocation is determined annually by the Legislature and is a component in the calculation of Base Funding. For the 2017-2018 fiscal year, the BSA is $4,203.95.

District Cost Differential

Section 1011.62(2), F.S., requires the Commissioner to annually compute District Cost Differentials (DCDs) by adding each district's Florida Price Level Index for the most recent three years and dividing the sum by three. The result is multiplied by 0.800 and divided by 100 and 0.200 is added to the product to obtain the DCD. This serves to limit the factor's adjustment to 80 percent of the index (i.e., the approximate percentage of district salary costs to total operating costs). The three-year averaging reduces the immediate impact on districts of sudden changes in the index. For the 2017-2018 fiscal year, the DCD is 0.9480.

Base Funding

Base funding is derived from the product of the weighted FTE students, multiplied by the Base Student Allocation and the District Cost Differential. For the 2017-2018 fiscal year, the base funding is $64,161,737.

Declining Enrollment Supplement

The declining enrollment supplement is determined by comparing the unweighted FTE for the current year to the unweighted FTE of the prior year. In those districts where there is a decline in unweighted FTE, 25 percent of the decline is multiplied by the prior-year base funding per unweighted FTE. For the 2017-2018 fiscal year, the district will not receive Declining Enrollment Supplement.

Sparsity Supplement

The FEFP recognizes the relatively higher operating cost of smaller districts due to sparse student population through a statutory formula in which the variable factor is a sparsity index. This index is computed by dividing the FTE of the district by the number of permanent senior high school centers (not to exceed three). By General Appropriations Act proviso, participation is limited to districts of 24,000 or fewer FTE students. There are four adjustments to the initial sparsity computation, including a wealth adjustment. For the 2017-2018 fiscal year, the sparsity supplement is $2,076,413.

Safe Schools

An amount of $64,456,019 was appropriated for Safe Schools activities for the 2017-2018 fiscal year. From the appropriation, 67 percent shall be allocated based on the latest official Florida Crime Index provided by the Department of Law Enforcement, and 33 percent shall be allocated based on each district's share of the state's total unweighted student enrollment. Safe Schools activities include: (1) after-school programs for middle school students; (2) middle and high school programs for correction of specific discipline problems; (3) other improvements to enhance the learning environment, including implementation of conflict resolution strategies; (4) behavior-driven intervention programs that include anger and aggression management strategies; (5) alternative school programs for adjudicated youth; (6) suicide prevention programs; (7) bullying prevention and intervention; (8) school resource officers; and (9) detection dogs. Each district shall determine, based on a review of its existing programs and priorities, the amount of its total allocation to use for each authorized Safe Schools activity. For the 2017-2018 fiscal year, the safe school allocation is $310,246.

Supplemental Academic Instruction (SAI)

The SAI component of the FEFP formula provides funding of $712,207,631 for the 2017-2018 fiscal year. From these funds, at least $75,000,000, together with funds provided in the district's research-based reading instruction allocation and other available funds, shall be used by districts with one or more of the 300 lowest performing elementary schools based on the statewide, standardized English Language Arts assessment to provide an additional hour of instruction beyond the normal school day for each day of the entire school year for intensive reading instruction for the students in each of these schools. This additional hour of instruction must be provided by teachers or reading specialists who are effective in teaching reading. Students enrolled in these schools that have level 5 reading assessment scores may choose to participate in the additional hour of instruction on an optional basis. For the 2017-2018 fiscal year, the SAI allocation is $3,306,710.

Reading Instruction

Funds in the amount of $130,000,000 are provided for a K-12 comprehensive, district-wide system of research-based reading instruction for the for the 2017-2018 fiscal year. The amount of $115,000 shall be allocated to each district and the remaining balance shall be allocated based on each district's proportion of the total K-12 base funding. From these funds, at least $15,000,000 shall be used to provide an additional hour of intensive reading instruction beyond the normal school day for each day of the entire school year for the students in the 300 lowest performing elementary schools based on the state reading assessment pursuant to sections 1008.22(3) and 1011.62(9), F.S. This additional hour of instruction must be provided by teachers or reading specialists who are effective in teaching reading. Students enrolled in these schools who have level 5 reading assessment scores may choose to participate in the additional hour of instruction on an optional basis. ESE centers shall not be included in the 300 schools Pursuant to section 1008.32, F.S., the Florida State Board of Education shall withhold funds from a school district that fails to comply with this requirement. For the 2017-2018 fiscal year, the reading instruction allocation is $716,362.

Exceptional Student Education (ESE) Guaranteed Allocation

ESE services for students whose level of service is less than Support Levels 4 and 5 are funded through the ESE Guaranteed Allocation. The students generate FTE funding using the appropriate Basic Program weight for their grade level. This allocation provides for the additional services needed for exceptional students. District allocations from the appropriation of $1,060,770,374 for the 2017-2018 fiscal year are not recalculated during the year. For the 2017-2018 fiscal year, the ESE allocation is $6,807,576.

Department of Juvenile Justice (DJJ) Supplemental Allocation

The total K-12 weighted full-time equivalent student membership in juvenile justice education programs in each school district shall be multiplied by the amount of the state average class-size reduction factor multiplied by the district's cost differential. An amount equal to the sum of this calculation shall be allocated in the FEFP to each school district to supplement other sources of funding for students in juvenile justice education programs. Citrus County houses the Cypress Creek DJJ facility. For the 2017-2018 fiscal year, the DJJ allocation is $150,554.

Student Transportation

To provide the equitable distribution of funds for safe and efficient transportation services in school districts in support of student learning, $438,875,286 was appropriated for Student Transportation in 2017-2018. The formula for allocating the requested funds as outlined in section 1011.68, F.S., contains the following provisions in the state allocation for student transportation: 1) students with special transportation needs earn a higher rate of funding than base students; and 2) base funding for each district is established by the district's proportionate share of the total statewide students eligible for transportation; and (3) indices are applied that modify the base funding amount to reward more efficient bus utilization, compensate for rural population density, and adjust funding based on the cost of living. For the 2017-2018 fiscal year, the student transportation allocation is $3,692,560.

Instructional Materials

Funds in the amount of $230,743,258 are provided to purchase instructional materials. This includes $165,000,000 to purchase instructional content, as well as electronic devices and technology equipment and infrastructure. The remainder is for core subject instructional materials. Instructional Materials funding also provides $12,184,490 for library/media materials, $3,330,427, science lab materials and supplies, $10,329,494 for dual enrollment instructional materials and $3,114,988 for digital instructional materials for students with disabilities. The funds are allocated to the districts based on the formula in Section 1011.67, F.S. For the 2017-2018 fiscal year, the instructional materials allocation is $1,205,164.

Florida Teachers Classroom Supply Assistance Program (formally Lead)

This appropriation provides an allocation to each school district based on the prorated total of each school district's share of the total K-12 unweighted FTE student enrollment. Pursuant to Section 1012.71, F.S., the funds are to be used only by classroom teachers for the purchase of classroom instructional materials and supplies for use in teaching students. An appropriation of $45,286,750 was allocated for the Florida Teachers Classroom Supply Program in 2017-2018. For the 2017-2018 fiscal year, the Florida teacher classroom supply assistance program allocation is $243,824.

Virtual Education

The virtual education contribution shall be allocated pursuant to the formula provided in section 1011.62(11), F.S. The contribution shall be based on $5,230 per FTE student. For the 2017-2018 fiscal year, the virtual education allocation is $4,271.

Digital Classrooms Allocation

Funds in the amount of $80,000,000 are provided to school districts to support school and district efforts and strategies to improve outcomes related to student performance by integrating technology in classroom teaching and learning. The amount of $250,000 shall be allocated to each district and the remaining balance shall be allocated based on each school district's share of the total K-12 unweighted FTE student enrollment. Pursuant to section 1011.62(12), F.S., each district school board must adopt a district digital classrooms plan that meets the unique needs of students, schools, and personnel and submit the plan for approval to the Department of Education. This plan must be within the general parameters established in the Florida digital classrooms plan pursuant to section 1001.20, F.S and the funds must be used to support the implementation of these plans. For the 2017-2018 fiscal year, the digital classrooms allocation is $734,205.

Required Local Effort

The district required local effort is subtracted from the state and local FEFP dollars. The amount of required local effort that each district must provide to participate in the FEFP is calculated by the Commissioner using the certified 2017 tax roll from the Department of Revenue. For the current fiscal year FEFP calculation, each district's contribution for required local effort is the product of the certified mills times 96% of the taxable value for school purposes of the district. Section 1011.62(4), F.S., directs the Commissioner to adjust required local effort millage rates if the millage would produce more than 90% of a district's total FEFP entitlement. For the 2017-2018 fiscal year, the required local effort is $39,425,778.

Adjustments

The FDOE is authorized to make prior-year adjustments in the allocation of funds to a district for adjudication of litigation, arithmetical errors, assessment roll change, FTE student membership errors or allocation errors revealed in an audit report. An under-allocation in a prior year caused by a school district's error may not be the basis for a positive allocation adjustment for the current year.

If state revenue collections are not sufficient to fund the amount appropriated for the FEFP, a special session may be held to reduce the appropriation and allocations. If the program calculates an amount that exceeds the appropriation, a proration of available funds will be deducted from a districts' calculated funding in proportion to each district's relative share of state and local FEFP dollars. This procedure preserves equity in the distribution of available dollars.

If appropriated funds for the FEFP were inadvertently omitted in the FEFP Conference Report, these funds will be added in a later calculation as an additional allocation. This allocation will be distributed based on each district's share of the base funding. In 2016-2017 the 4th Calculation the proration to funds was ($39,426).

Class Size Reduction

As a result of the voter-approved amendment to Article IX, Section 1, of the Florida Constitution, regarding class size reduction, additional operating and capital outlay funds were appropriated to assist districts in their efforts to reach the class size maximums. Beginning with the 2010-11 school year, Florida classrooms may have no more than 18 students in grades PK-3, 22 students in grades 4-8, and 25 students in grades 9-12. The district school board must develop a plan for the school to be in full compliance by the next October student survey. If a district school board determines that it is impractical, educationally unsound or disruptive to student learning, students who enroll after the October student membership survey may be temporarily assigned to a class that exceeds the maximums cited above. Un to three students may be assigned to a teacher in grade group K-3. Up to five students may be assigned to a teacher in grade groups 4-8 & 9-12.

For 2017-2018, the class size reduction appropriation is $3,097,734,706 for operations. These funds are used by districts primarily to hire teachers to meet class size requirements. For the 2017-2018 fiscal year, the class size reduction funds are $15,395,513..

District Discretionary Lottery and School Recognition Program Funds

An amount of $134,582,877 was appropriated for school recognition funds and district discretionary lottery funds for the 2017-2018. The first priority in the use of the funds is the Florida School Recognition Program, which is authorized by section 1008.36, F.S. The Florida School Recognition Program provides monetary awards to schools that earn an “A” grade, improve at least one performance grade from the previous year or sustain the previous year’s improvement of more than one letter grade. The Florida Legislature provided for awards of up to $100 per student for the 2016-2017 school year, which are to be used for nonrecurring bonuses to the faculty and staff, nonrecurring expenditures for educational equipment or materials or for temporary personnel to assist the school in maintaining or improving student performance. The school's staff and school advisory council (SAC) must decide to spend these funds for one or any combination of these three purposes. If the school’s staff and SAC cannot reach agreement by February 1, the awards must be equally distributed to all classroom teachers currently teaching in the school.

District Discretionary Lottery and School Recognition Program funds remaining after funding the Florida School Recognition Program are allocated to school districts based on each district’s proportionate share of the FEFP base funding entitlement (WFTE x BSA x DCD). School boards must allocate up to $5 per unweighted FTE student to be used at the discretion of the SAC or, in the absence of such a council, at the discretion of the staff and parents of the school. These moneys may not be used for capital improvements or for any project or program that has a duration of more than one year; however, a school advisory council or parent advisory committee may independently determine that a program or project funded in a prior year should receive funds in a subsequent year. If there are insufficient funds remaining to fully fund the SACs priorities, then the funds are prorated to the SACs. Also, see sections 24.121(5) (c) and 1001.452, F.S., relative to school advisory councils and expenditure of these funds.

No funds shall be released for any purpose from the Educational Enhancement Trust Fund to any school district which one or more schools do not have an approved school improvement plan pursuant to section 1001.42(18), F.S., or do not comply with school advisory council membership composition requirements pursuant to section 1001.452(1), F.S. For the 2017-2018 fiscal year, the district discretionary lottery and school recognition program funds are $426,544.

FLORIDA EDUCATION FINANCE PROGRAM

2017-2018 FEFP – Second Calculation

PROGRAM COST FACTORS

Program Name	**Program Number**	**Program Cost Factor**
1. Basic Program		
Basic Education Grades PreK-3	101	1.107
Basic Education Grades 4-8	102	1.000
Basic Education Grades 9-12	103	1.001
2. Special Programs for At-Risk Students		
ESOL/Intensive English Grades K-3	130	1.212
3. Special Programs for Exceptional Students		
ESE Support Level IV	254	3.619
ESE Support Level V	255	5.526
4. Special Programs for Career Education (9-12)		
Career Education 9-12	300	1.001

Citrus County School District
Florida Education Finance Program Component Modules
2017-2018

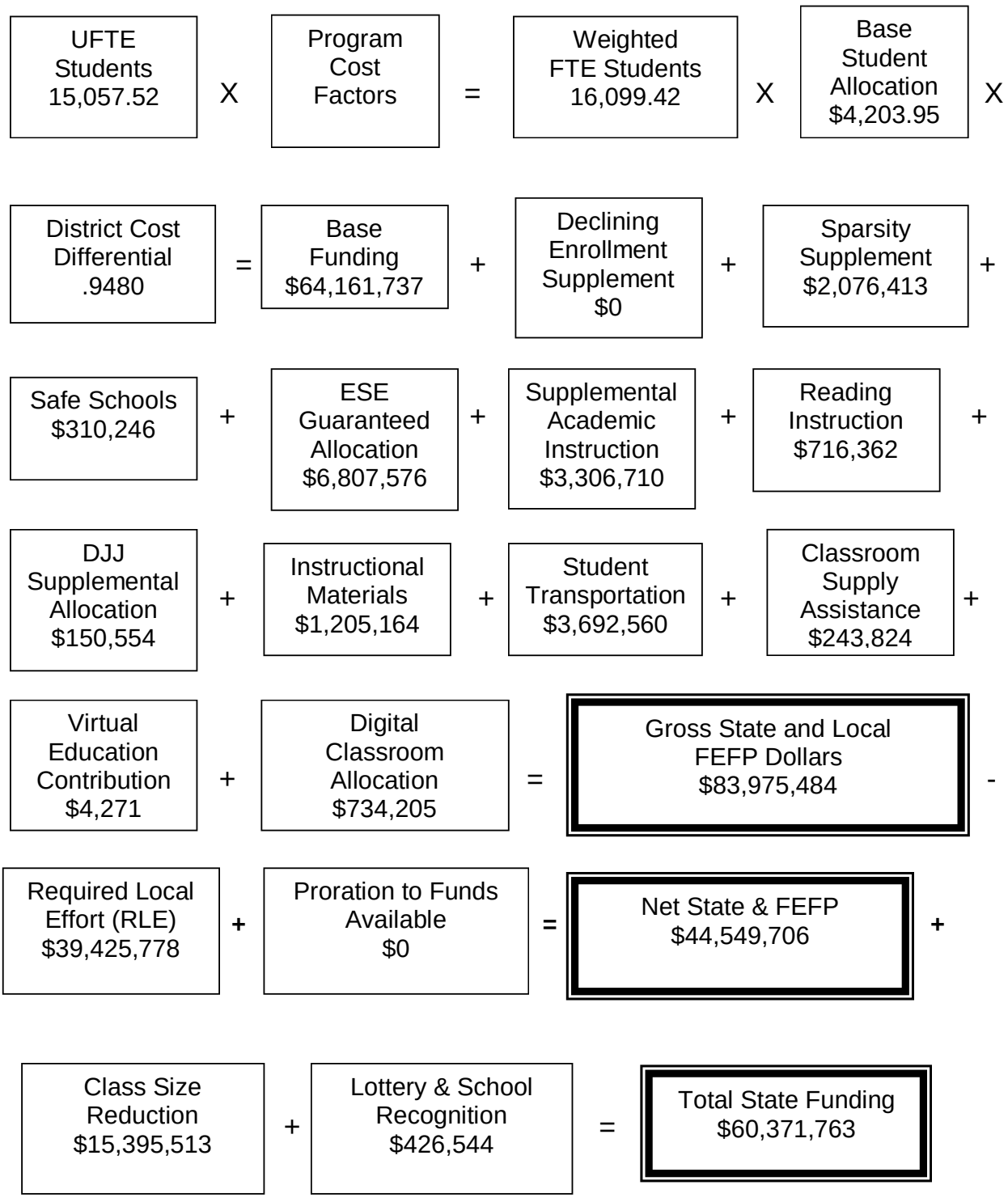

FLORIDA EDUCATION FINANCE PROGRAM (FEFP) Citrus County School Board				
MAJOR FEFP FORMULA COMPONENTS	2016-2017 4th Calcuation	2017-2018 1st Calculation	2017-2018 2nd Calculation	Difference between 2017-18 1st Calculation and 2017-2018 2nd Calculation
Unweighted FTE	15,001.89	15,057.52	15,057.52	0.00
Weighted FTE	16,018.91	16,099.42	16,099.42	0.00
School Taxable Value	9,074,017,367	9,536,004,502	9,482,456,430	(53,548,072)
Required Local Effort	4.643	4.339	4.331	(0.008)
.748 Discretionary Millage	0.748	0.748	0.748	0.000
Total Millage	5.391	5.087	5.079	(0.008)
Base Student Allocation	4,160.71	4,203.95	4,203.95	0.00
District CostDifferential	0.9521	0.9480	0.9480	0.0000
FEFP DETAIL				
WFTE x BSA x DCD (Base Funding)	63,457,502	64,161,737	64,161,737	0
Declining Enrollment	0	0	0	0
Sparsity Supplement	2,095,000	2,075,278	2,076,413	1,135
0.748 Millage Compression	381,348	515,118	565,862	50,744
Safe Schools	340,507	310,246	310,246	0
ESE Guaranteed Allocation	6,839,730	6,807,576	6,807,576	0
Supplemental Academic Instruction	3,293,586	3,306,710	3,306,710	0
Reading Instruction	723,806	716,362	716,362	0
DJJ Supplemental Alloc.	154,837	150,554	150,554	0
Instructional Materials	1,212,181	1,205,164	1,205,164	0
Student Transportation	3,663,730	3,692,560	3,692,560	0
Teachers Classroom Supplies Assistance	242,920	243,824	243,824	0
Virtual Education Contribution	8,364	4,280	4,271	(9)
Digital Classroom Allocation	735,335	734,205	734,205	0
Additional Allocation	3,948	0	0	0
TOTAL FEFP FUNDING	83,152,794	83,923,614	83,975,484	51,870
ADJUSTMENTS				
Less: Required Local Effort	40,445,436	39,721,655	39,425,778	(295,877)
Prior Year Adjustments	6,907			
Adjustments for McKay Scholarship	(527,125)			
Proration to Appropriations	(39,426)			
NET STATE FEFP FUNDS	**42,147,714**	**44,201,959**	**44,549,706**	**347,747**
STATE CATEGORICAL PROGRAMS				
Class Size Reduction	15,402,065	15,395,513	15,395,513	0
Lottery/School Recognition	429,465	426,544	426,544	0
TOTAL CATEGORICAL FUNDING	**15,831,530**	**15,822,057**	**15,822,057**	**0**
				0
TOTAL STATE FUNDING	**58,499,462**	**60,024,016**	**60,371,763**	**347,747**
LOCAL FUNDING				
Required Local Effort	40,445,436	39,721,655	39,425,778	(295,877)
Discretionary Local Effort - .748	6,515,870	6,847,614	6,809,162	(38,452)
TOTAL LOCAL FUNDING	**46,961,306**	**46,569,269**	**46,234,940**	**(334,329)**
TOTAL FUNDING	**105,460,768**	**106,593,285**	**106,606,703**	**13,418**
Total Funds per Unweighted FTE	**7,029.83**	**7,079.07**	**7,079.96**	**0.89**

CITRUS COUNTY SCHOOL DISTRICT
Base FEFP Funding
2008-2018

Fiscal Year		Unweighted FTE	Weighted FTE	BSA	WFTE x BSA	DCD	FEFP Funding	Base Funding % increase
2007-08	Final	15,876.40	17,069.60	$4,080	69,639,530	0.9512	66,241,121	2.33%
2008-09	Final	15,789.15	16,932.73	$3,886	65,802,959	0.9538	62,762,863	-5.25%
2009-10	Final	15,768.41	16,798.19	$3,631	60,987,845	0.9538	58,170,206	-7.32%
2010-11	Final	15,352.11	16,420.69	$3,624	59,504,640	0.9525	56,678,169	-2.56%
2011-12	Final	15,171.50	16,249.28	$3,479	56,534,820	0.9518	53,809,842	-5.06%
2012-13	Final	14,979.34	16,086.25	$3,583	57,636,712	0.9520	54,870,150	1.97%
2013-14	Final	14,675.03	15,813.25	$3,752	59,336,058	0.9515	56,458,259	2.89%
2014-15	Final	14,690.65	15,817.73	$4,032	63,773,449	0.9538	60,827,116	7.74%
2015-16	Final	14,881.34	15,933.26	$4,154	66,193,932	0.9520	63,016,623	3.60%
2016-17	4th Calc	15,001.89	16,018.91	$4,161	66,650,039	0.9521	63,457,502	0.70%
2017-18	2nd Calc	15,057.52	16,099.42	$4,204	67,681,157	0.9480	64,161,737	1.11%

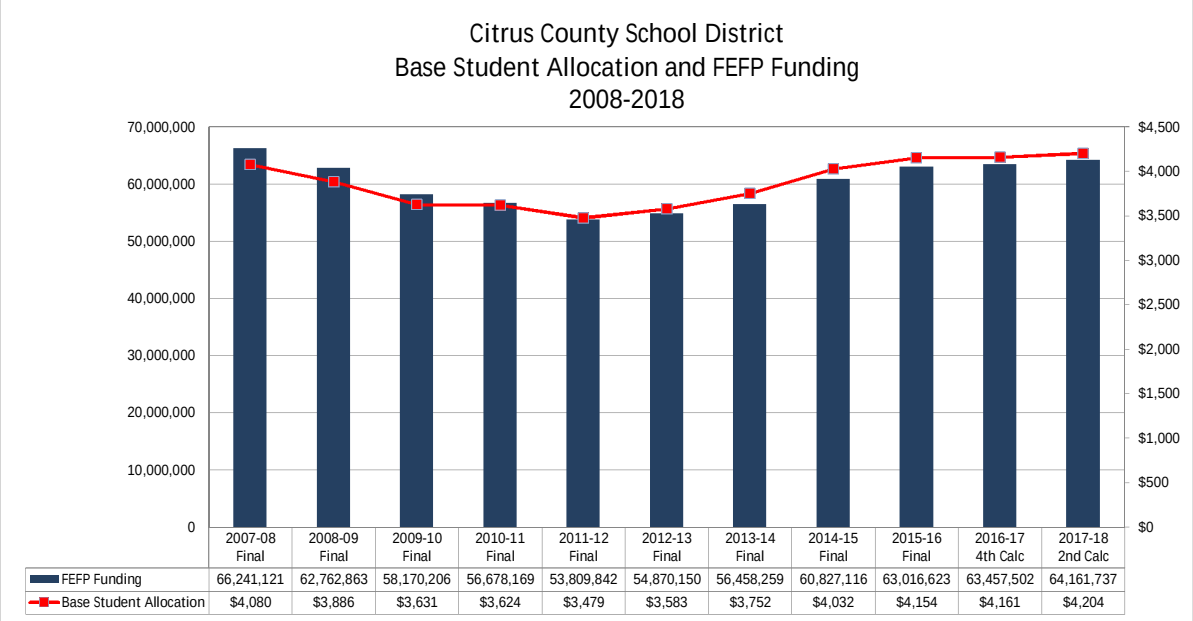

CITRUS COUNTY SCHOOL DISTRICT
Unweighted and Weighted Full Time Equivalent Students
2008-2018

Fiscal Year		Unweighted FTE	FTE Percent Change	Weighted FTE	WFTE Percent Change
2007-08	Final	15,876.40	-0.10%	17,069.60	-0.23%
2008-09	Final	15,789.15	-0.55%	16,932.73	-0.80%
2009-10	Final	15,768.41	-0.13%	16,798.19	-0.79%
2010-11	Final	15,352.11	-2.64%	16,420.69	-2.25%
2011-12	Final	15,171.50	-1.18%	16,249.28	-1.04%
2012-13	Final	14,979.34	-1.27%	16,086.25	-1.00%
2013-14	Final	14,675.03	-2.03%	15,813.25	-1.70%
2014-15	Final	14,690.65	0.11%	15,817.73	0.03%
2015-16	Final	14,881.34	1.30%	15,933.26	0.73%
2016-17	4th Calc	15,001.89	0.81%	16,018.91	0.54%
2017-18	2nd Calc	15,057.52	0.37%	16,099.42	0.50%

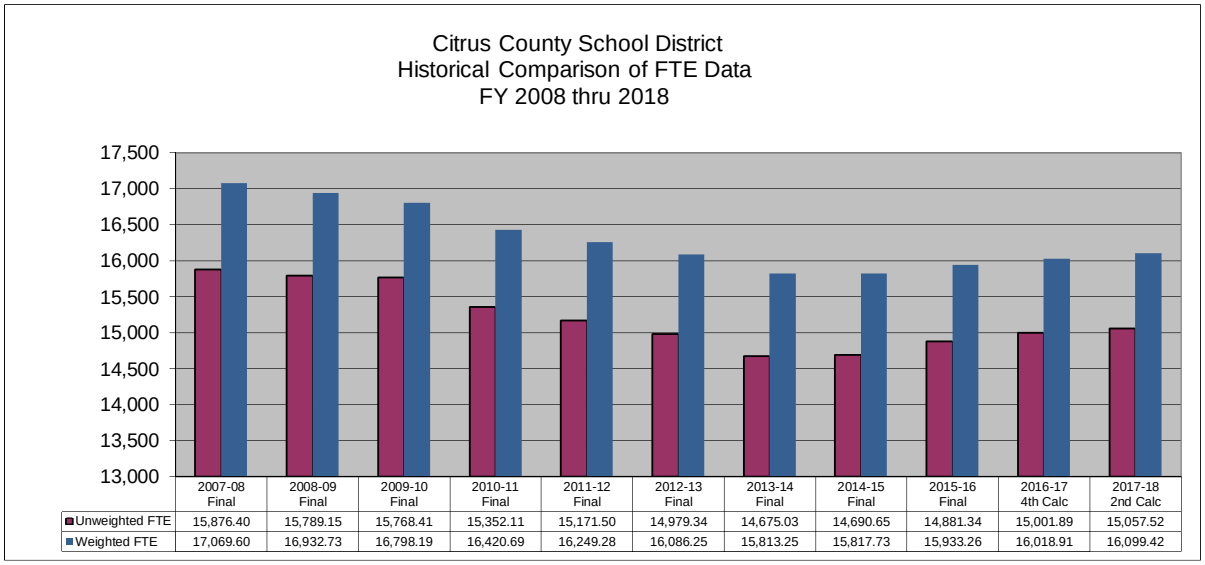

CONSOLIDATED FUNDS

FUND CLASSIFICATIONS

A fund is a fiscal and accounting entity with a self-balancing set of accounts recording cash and other financial resources, together with all related liabilities and residual equities or balances, and changes therein, which are segregated for the purpose of carrying on specific activities or attaining certain objectives in accordance with special regulations, restrictions, or limitations.

The following funds are included in this budget document:

Code	**Description**
1001	General Fund. The fund used to account for all financial resources except those required to be accounted for in another fund.
2XXX	Debt Service Funds. Debt service funds are used to account for and report financial resources that are restricted, committed, or assigned to expenditures for principal and interest. Debt service funds should be used to report resources if legally mandated. Financial resources that are being accumulated for principal and interest maturing in future years also should be reported in debt service funds. Used locally: 2100 – State Board of Education/Capital Outlay Bond Indebtedness 2990 – QSCB ARRA School Bonds
3XXX	Capital Projects Funds. Capital project funds are used to account for and report financial resources that are restricted, committed, or assigned to expenditures for capital outlays, including the acquisition or construction of capital facilities and other capital assets. Used locally: 3601 – Capital Outlay and Debt Service 3418 - PECO Maintenance 2017-2018 3713 – Capital Improvement-2013 Taxes 3714 – Capital Improvement-2014 Taxes 3715 – Capital Improvement-2015 Taxes 3716 – Capital Improvement-2016 Taxes 3717 – Capital Improvement-2017 Taxes 3901 – Other Local Capital Projects 3903 – Impact Fees

4XXX Special Revenue Funds.

Special revenue funds are used to account for and report the proceeds of specific revenue sources that are restricted or committed to expenditure for specified purposes other than debt service or capital projects. Special revenue funds should not be used to account for resources held in trust for individuals, private organizations, or other governments. Florida school districts should disclose in the notes to the financial statements the purpose of each major special revenue fund, identifying which revenues and other resources are reported in each of those funds. Florida school districts should report federal categorical aid and food services as revenue funds.

Used locally:
4101 – Food Services
4201 – Federal Projects
4202 – Other Federal Grants
4203 – Pell Grant

7XXX Internal Service Funds.

Funds established to account for any activity that provides goods or services to other funds, departments, or agencies of the primary government and its component units, or to other governments, on a cost-reimbursement basis. Use of an internal service fund is appropriate only when the school district is the predominant participant in the activity.

Used locally:
7101 – Self Insurance

Citrus County School District

2017 - 2018 Consolidated Funds Statement

	Description	General	Debt Service	Capital Projects	Food Services	Other Federal Programs	Internal Service	Totals
Appropriations by Function:								
5XXX	Basic (FEFP K-12)	74,933,112				5,151,150		80,084,262
6100	Pupil Personnel Services	5,275,075				695,913		5,970,988
6200	Instruct. Media Services	1,479,175				16,279		1,495,454
6300	Instruct. & Curr. Dev.	1,409,326				2,405,830		3,815,156
6400	Instruct. Staff Training	1,198,329				190,545		1,388,874
6500	Instruct.Tech.Services	1,962,614				153,873		2,116,488
7100	Board	499,501						499,501
7200	General Admin.	464,458						464,458
7300	School Admin.	8,697,310						8,697,310
7400	Fac., Acquis.& Const.	586,842		10,630,546				11,217,388
7500	Fiscal Services	1,001,620						1,001,620
7600	Food Services				7,916,682			7,916,682
7700	Central Services	2,741,155					16,131,206	18,872,361
7800	Pupil Transportation	8,823,357						8,823,357
7900	Operation of Plant	9,427,736					8,339	9,436,075
8100	Maintenance of Plant	4,880,674						4,880,674
8200	Admin. Technology	2,224,640						2,224,640
9100	Community Services	206,750				900,000		1,106,750
9200	Debt Service		925,880	500				926,380
9700	Transfers	5,000		10,438,162				10,443,162
9900	Sequestration					0		
Total Appropriations		**$ 125,816,675**	**$ 925,880**	**$ 21,069,208**	**$ 7,916,682**	**$ 9,513,590**	**$ 16,139,545**	**$ 181,381,579**
Total Fund Balance		6,570,821	6,872,275	16,669,672	3,139,191	0	3,347,582	36,599,541
Total Appropriations & Fund Balance		**$ 132,387,496**	**$ 7,798,155**	**$ 37,738,880**	**$ 11,055,873**	**$ 9,513,590**	**$ 19,487,127**	**$ 217,981,120**

Citrus County School District

2017 - 2018 Consolidated Funds Statement

	Description	General	Debt Service	Capital Projects	Food Services	Other Federal Programs	Internal Service	Totals
Appropriations by Object:								
100	Salaries	77,908,328			2,702,034	6,670,391	5,000	87,285,753
200	Benefits	23,219,637			1,030,952	1,943,199	839	26,194,626
300	Purchased Services	10,931,712			116,775		3,358,114	14,406,601
400	Energy Services	4,632,061			101,800		4,220	4,738,081
500	Materials and Supplies	7,085,360			3,364,621		31,000	10,480,981
600	Capital Outlay	844,975		10,630,546	307,500		6,500	11,789,521
700	Other Expenses	1,109,602	925,880	500	293,000		12,733,872	15,062,854
900	Transfers	85,000		10,438,162		900,000		11,423,162
Total Appropriations		**$ 125,816,675**	**$ 925,880**	**$ 21,069,208**	**$ 7,916,682**	**$ 9,513,590**	**$ 16,139,545**	**$ 181,381,579**
Total Fund Balance		6,570,821	6,872,275	16,669,672	3,139,191	0	3,347,582	36,599,541
Total Appropriations & Fund Balance		**$ 132,387,496**	**$ 7,798,155**	**$ 37,738,880**	**$ 11,055,873**	**$ 9,513,590**	**$ 19,487,127**	**$ 217,981,120**

GENERAL FUND

CITRUS COUNTY SCHOOL BOARD
GENERAL FUND
RESULTS FROM OPERATIONS

	FY 2015 Actuals	FY 2016 Actuals	FY 2017 Original Budget	FY 2017 Revised Budget	FY 2017 Actuals	FY 2018 Proposed
Revenues						
General Fund	108,882,947.99	113,389,475.14	115,040,661.53	116,556,175.23	115,499,864.87	115,586,622.00
Transfers from Capital Fund	5,987,972.74	6,370,158.54	8,171,791.18	8,174,610.02	6,382,120.74	7,691,953.00
Total Revenues	**$114,870,920.73**	**$119,759,633.68**	**$123,212,452.71**	**$124,730,785.25**	**$121,881,985.61**	**$123,278,575.00**
Expenses						
General Fund	114,290,415.96	118,265,909.83	125,390,155.51	126,827,400.94	121,750,160.70	125,816,674.66
Total Expenses	**114,290,415.96**	**118,265,909.83**	**125,390,155.51**	**126,827,400.94**	**121,750,160.70**	**125,816,674.66**
Net Change in Fund Balance	580,504.77	1,493,723.85	(2,177,702.80)	(2,096,615.69)	131,824.91	(2,538,099.66)
Beginning Fund Balance, July 1st	**6,902,867.29**	**7,483,372.06**	**8,977,095.91**	**8,977,095.91**	**8,977,095.91**	**9,108,920.82**
Ending Fund Balance, June 30th	**$ 7,483,372.06**	**$ 8,977,095.91**	**$ 6,799,393.11**	**$ 6,880,480.22**	**$ 9,108,920.82**	**$ 6,570,821.16**
Reserves						
Non-Spendable	627,428.35	1,208,914.30			1,231,742.89	
Restricted	2,529,718.89	3,033,621.67	950,000.00	950,000.00	2,663,466.08	950,000.00
Restricted - Self Insurance Claims Reserve		800,000.00	1,600,000.00	1,600,000.00	1,000,000.00	1,000,000.00
Assigned	147,539.31	158,994.59			168,895.58	
Total Reserves	**$ 3,304,686.55**	**$ 5,201,530.56**	**$ 2,550,000.00**	**$ 2,550,000.00**	**$ 5,064,104.55**	**$ 1,950,000.00**
Undesignated Fund Balance	**$ 4,178,685.51**	**$ 3,775,565.35**	**$ 4,249,393.11**	**$ 4,330,480.22**	**$ 4,044,816.27**	**$ 4,620,821.16**
Undesignated Fund Balance % of Revenue	**3.97%**	**3.47%**	**3.69%**	**3.72%**	**3.65%**	**4.00%**

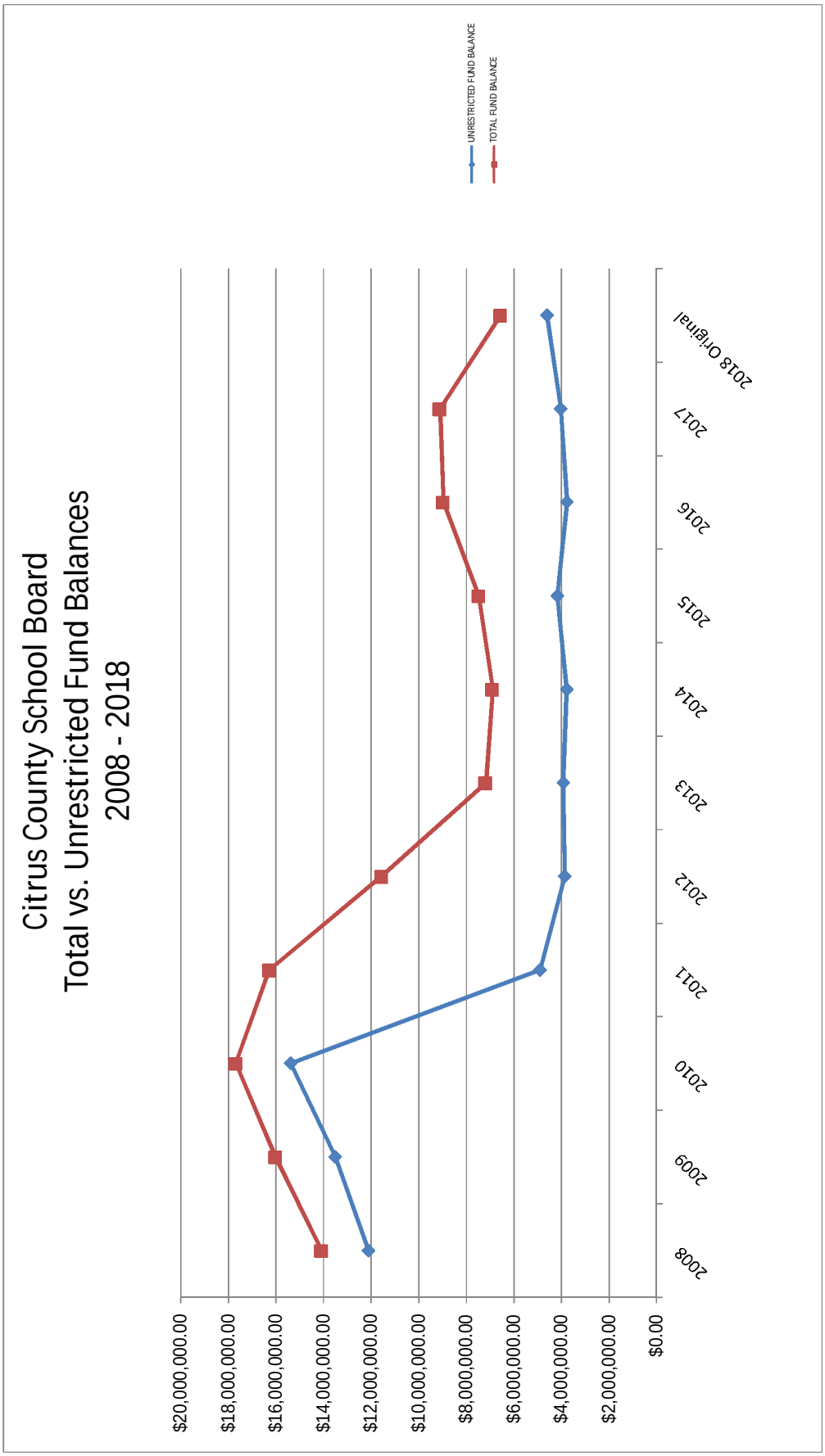
Citrus County School Board
Total vs. Unrestricted Fund Balances
2008 - 2018
UNRESTRICTED FUND BALANCE
TOTAL FUND BALANCE
$20,000,000.00
$18,000,000.00
$16,000,000.00
$14,000,000.00
$12,000,000.00
$10,000,000.00
$8,000,000.00
$6,000,000.00
$4,000,000.00
$2,000,000.00
$0.00
2008
2009
2010
2011
2012
2013
2014
2015
2016
2017
2018 Original

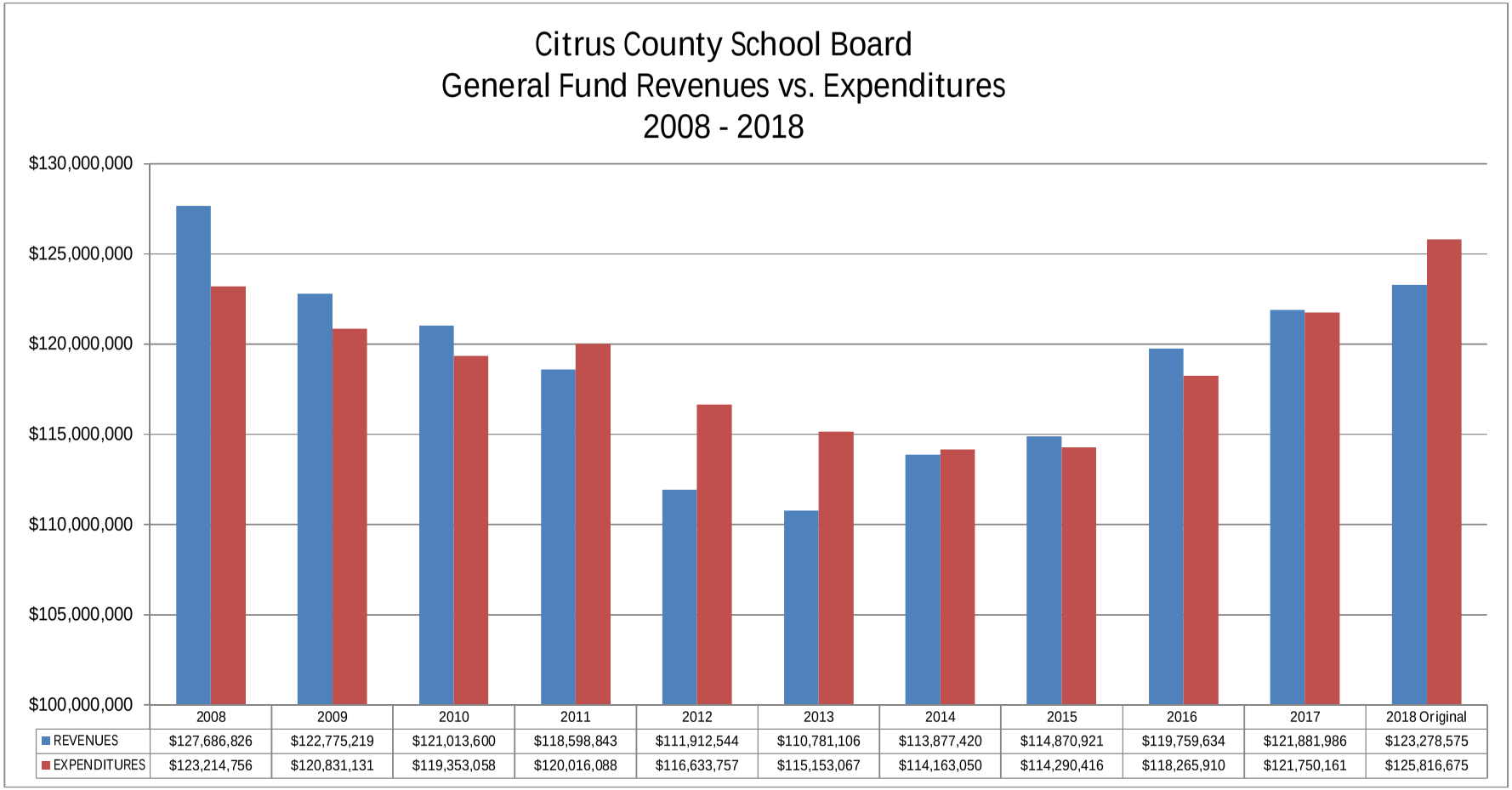

	2008	2009	2010	2011	2012	2013	2014	2015	2016	2017	2018 Original
REVENUES	$127,686,826	$122,775,219	$121,013,600	$118,598,843	$111,912,544	$110,781,106	$113,877,420	$114,870,921	$119,759,634	$121,881,986	$123,278,575
EXPENDITURES	$123,214,756	$120,831,131	$119,353,058	$120,016,088	$116,633,757	$115,153,067	$114,163,050	$114,290,416	$118,265,910	$121,750,161	$125,816,675

REVENUES

REVENUE ACCOUNTS

Code **Description**

31XX Federal Direct

Revenue received by the district directly from the federal government.

3199 R.O.T.C Amounts received to assist districts in establishing Reserve Officers Training Cops programs.

32XX Federal through State and Local

Revenues from the federal government distributed through the state or an intermediate agency to the district.

3202 Medicaid Funds received as reimbursement through the federal Medicaid program.

33XX Revenue from State Sources

3310 Florida Education Finance Program (FEFP) Revenue received for current operations under this program.

3315 Workforce Development Amounts received from state-funded program for adult general education, career certificate, applied technology diploma and apprenticeship.

3323 CO & DS Withheld for Administrative Expenditure The state acts as paying agent for SBE bonds and plan review. The Constitution of the State of Florida authorizes a minor charge for these services. services.

3341 Sales Tax Distribution (s.212.20(6)(d)6.a.,F.S.) Sales tax revenue provided to school districts in lieu of amounts previously provided from pari-mutuel wagering.

3343 State License Tax Receipts provided from mobile home licenses in accordance with Section 320.081, F.S.

3355 Class Size Reduction Operating Funds Revenue received in accordance with Section 1011.685, F.S., to be used to reduce class size as required in Section 1003.03, F.S.

3361 School Recognition Funds Funding for the School Recognition Program awarded to schools that sustain high performance or demonstrate substantial improvement in student performance, pursuant to Section 1008.36, F.S.

3371 Voluntary Prekindergarten Program Revenue received for Voluntary Prekindergarten Program as provided in Section 1002.53, F.S.

3378 Full-Service Schools Funding received for the continuation and expansion of the Full-Service Schools Program.

3390 Miscellaneous State Revenue

34XX Revenue from Local Sources

3410 Taxes Taxes levied by a school system on the assessed valuation of real and personal property located within the district and local sales surtaxes levied by referendum. The budgeted tax revenues from the assessed valuation of property must represent at least 96 % of the yield from the proposed millage. (millage x assessed valuation x 96%)

3425 Rent Amounts received from the rental of property owned by the school district and currently used for school purposes or rent from property other than school facilities.

3430 Investment Income Interest earnings from amounts held in daily balances, savings accounts, time deposits, or investments. Also, profit on the sale of investments.

3440 Gifts, Grants, and Bequests Amounts received from a philanthropic foundation, private individual or organization, or county commission for which no repayment or special service to contributor is expected.

3460 Student Fees Student fees which are authorized by statute and established by the school board.

3490 Miscellaneous Local Sources. Other amounts received from local sources.

3600-3700 Other Financing Sources Increases in the net position other than revenues. Only items identified as other financing sources in authoritative accounting standards may be classified as such.

3600 Transfers Nonreciprocal interfund activity represented by disbursement of cash or goods from one fund within the district to another fund without an equivalent return and without a requirement for repayment.

3700 Face Value of Long-Term Debt and Sale of Capital Assets Increases in current financial resources resulting from the issuance of long-term debt and sales of capital assets.

3730 Sale of Capital Assets. Proceeds from sale of capital assets of a school district.

3740 Loss Recoveries. Amounts received from insurance or other sources as a result of the loss of school district property from fire, theft or other causes.

Citrus County School District
General Fund

	Account Number	2015-2016 Actuals	2016-2017 Actuals	2017-2018 Budget	2016-2017 to 2017-2018 Change	Percent	
ESTIMATED REVENUES							
Federal							
Federal Direct	3100	188,908	205,955	210,000	4,045	1.96%	
Federal thru State	3200	1,079,802	929,355	1,000,000	70,645	7.60%	
Total Federal		1,268,710	1,135,310	1,210,000	74,690	6.58%	
Revenue from State							
Florida Education Finance Program	3310	39,190,947	42,147,714	44,549,706	2,401,992	5.70%	
Workforce Development	3315	2,642,418	2,614,391	2,416,429	-197,962	-7.57%	
Workforce Education Performance Incentive	3317	121,200	129,207		-129,207	-100.00%	*
Adults With Disabilities	3318						*
CO & DS Withheld for Administrative Expense	3323	9,419	9,419	9,500	82	0.87%	
Racing Commission Funds	3341	223,250	223,250	223,500	250	0.11%	
State License Tax	3343	101,614	102,973	105,000	2,027	1.97%	
District Discretionary Lottery Funds	3344		238,853	235,943	-2,910	-1.22%	
Class Size Reduction Operating Funds	3355	15,356,603	15,407,285	15,395,513	-11,772	-0.08%	
School Recognition Funds	3361	889,570	190,601	190,601	0	0.00%	
Voluntary Prekindergarten Program	3371	590,322	618,517	910,000	291,483	47.13%	*
Full Service Schools	3378	99,485	130,000	130,000	0	0.00%	
Other Miscellaneous State Revenue	339X	873,921	1,086,423	205,107	-881,316	-81.12%	*
Total Revenue from State	3300	60,098,749	62,898,632	64,371,299	1,472,667	2.34%	
Revenue from Local Sources							
District School Tax	3411	48,331,144	47,642,620	46,253,146	-1,389,474	-2.92%	
Payment in Lieu of Taxes	3422	0	88,173		-88,173	-100.00%	*
Rent	3425	256,766	263,589	330,050	66,461	25.21%	*
Interest, Including Profit on Investment	343X	105,894	111,060	201,000	89,940	80.98%	*
Gifts, Grants and Bequests	3440	305,198	213,959	26,980	-186,979	-87.39%	*
Adult General Education Course Fees	3461	9,270	9,290	8,500	-790	-8.50%	
Postsecondary Vocational Course Fees	3462	602,166	739,756	750,000	10,244	1.38%	
Continuing Workforce Education Course Fees	3463	2,370	2,383	2,500	117	4.90%	
Capital Improvement Fees	3464	28,821	34,826	30,000	-4,826	-13.86%	
Postsecondary Lab Fees	3465	99,447	95,795	100,000	4,205	4.39%	
Lifelong Learning Fees	3466	52,960	30,302	26,500	-3,802	-12.55%	
General Education Development (GED) Testing Fees	3467	3,000			0		
Financial Aid Fees	3468	59,886	72,820	79,000	6,180	8.49%	
Other Student Fees	3469	44,480	54,662	57,000	2,338	4.28%	
Charges for Service	3481		25,570	68,110	42,540	166.37%	*
Miscellaneous Local Sources	349X	1,938,367	2,035,919	2,072,537	36,618	1.80%	
Total Local	3400	51,839,769	51,420,723	50,005,323	-1,415,400	-2.75%	
OTHER FINANCING SOURCES							
Transfers In: from Capital Outlay Projects Funds	3630	6,370,159	6,382,121	7,691,953	11,962	0.19%	
Sale of Equipment	3733	26			-26	-100.00%	*
Insurance Loss Recovery	3741	141,702	41,726		-99,976	-70.55%	*
Other Loss Recovery	3742	1,713	120		-1,593	-92.99%	*
Legal Restitution	3745	38,806	3,355		-35,451	-91.35%	*
Total Other Financing Sources		6,552,406	6,427,322	7,691,953	-125,084	-1.91%	
Beginning Fund Balance	2800	7,483,372	8,977,096	9,108,921	1,493,724	19.96%	
TOTAL ESTIMATED REVENUES, OTHER FINANCING SOURCES, AND FUND BALANCE		127,243,006	130,859,082	132,387,496	3,616,076	2.84%	

Note: Variances > 25% explained
REVENUES
***3317** No funding being received in 17-18
***3371** More funding anticipated in 17-18
***339X** Additional items will be budgeted for when the District knows they are being received
***3325** More funding anticipated in 17-18
***343X** Interest rates anticipated to continue to rise
***3440** Additional items will be budgeted for when the District knows they are being received
***3481** Treasure Chest reimbursing the district now for positions
***37XX** Additional items will be budgeted for when the District knows they are being received

APPROPRIATIONS

FUNCTION CLASSIFICATION

Function classifications indicate the overall purpose or objective of an expenditure. Functions are group-related activities aimed at accomplishing a major service or regulatory responsibility. Expenditures should be reported in the function that reflects the cost incidence.

The activities of a local school system are classified into five broad areas: Instruction, Instructional Support, General Support, Community Services, and Nonprogram Charges (Debt Service and Transfers). Unless specifically listed, the FDOE does not require direct coding of the third and fourth characters of function codes.

Code	Description
5XXX	Instructional

Instruction includes the activities dealing directly with the teaching of students, or the interaction between teachers and students. Teaching may be provided for students in a school classroom, in another location such as in a home or hospital, or in other learning environments such as those involving cocurricular activities. Teaching may also be provided through some other approved medium such as television, radio, computer, Internet, multimedia, telephone or correspondence. This function includes the activities of paraprofessionals or assistants of any type who assist in the instructional process.

61XX Student Personnel Services

Activities that are designed to assess and improve the well -being of students and to supplement the teaching process. These activities are classifiable under various sub-function codes: 6110 Attendance & Social Work; 6120 Guidance Services; 6130 Health Services; 6140 Psychological Services; 6150 Parental Involvement; 6190 Other Pupil Personnel Services.

62XX Instructional Media Services

Activities concerned with directing, managing, and supervising educational media services as well as such activities as selecting, acquiring, preparing, cataloging, and circulating books and other printed materials; planning for the use of the library by students, teachers, and other members of the instructional staff; and guiding individuals in their use of library books, reference guides and materials, catalog materials, special collections, and other materials, whether maintained separately or as a part of an instructional materials center. These activities include developing and acquiring library materials and operating library facilities.

63XX Instruction and Curriculum Development Services

Activities designed to aid teachers in developing the curriculum, preparing and utilizing special curriculum materials, and understanding and appreciating the various techniques, which stimulate and motivate pupils. Included in this function are the following instructional support specialists: primary, technology, learning resource, and behavioral.

64XX Instructional Staff Training Services

Activities designed to contribute to the professional or occupational growth and competence of members of the instructional staff (defined in Rule 6A-1.052, FAC, Non-certificated Instructional Personnel, and 6A-1.0503, Qualified Instructional Personnel) during the time of their service to the school board or school. Among these activities are workshops, demonstrations, school visits, courses for college credits, sabbatical leaves, and travel leaves. All in-service training costs are to be recorded in this function and Function 7730 (Non-Instructional). Hiring substitute teachers to cover classes of teachers participating in training is a cost of in-service training and should be coded to Function 6400. Paraprofessional training should be coded to Function 7730.

65XX Instruction Related Technology

Technology activities and services for the purpose of supporting instruction. These activities include expenditures for internal technology support as well as support provided by external vendors using operating funds. These activities include costs associated with the administration and supervision of technology personnel, systems planning and analysis, systems application development, systems operation, network support services, hardware maintenance and support services, and technology-related costs that relate to the support of instructional activities. Specifically, costs associated with the operation and support of computer learning labs, media center computer labs, instructional technology centers, instructional networks, and similar operations should be captured in this code.

71XX Board

Consists of the activities of the elected or appointed body that has been created according to state law and vested with responsibilities for educational activities in a given administrative unit. Also included here are expenses of Board Attorney and other legal services, independent auditors, internal auditors that report directly to the Board, negotiators, lobbyists.

72XX General Administration (Superintendent's Office)

Activities performed by the superintendent and the assistant superintendents in general direction and management of all affairs of the school system. This includes all personnel and materials in the office of the superintendent. Activities of the deputy superintendent and associate or assistant superintendents should be charged here unless they can be placed properly into another function.

73XX School Administration (Office of the Principal)

Activities concerned with directing and managing the operation of a particular school. This function includes the activities performed by the principal, assistant principal, and other assistants in general supervision of all operations of the school, evaluations of staff members of the school, assignment of duties of staff members, supervision and maintenance of the records of the school, and coordination of school instructional activities with instructional activities of the school system. It includes clerical staff for these activities.

74XX Facilities Acquisition and Construction

Activities concerned with the acquisition of land and buildings, remodeling buildings, construction of buildings and additions, initial installation or extension of service systems and other built-in equipment, and improvement to sites. This function is not limited to purchases made with capital funds.

75XX Fiscal Services

Activities concerned with fiscal operation of the school system. This function includes budgeting, receiving and disbursing cash, financial accounting, payroll, inventory control, internal auditing, and investments and funds management. Internal audit staff who do not report to the district school board should be included in this function. Independent auditors or auditors who report directly to the Board should be coded to Function 7100.

76XX Food Services

Activities concerned with providing food to students and staff in a school or school system. This function includes the preparation and serving of regular and incidental meals, lunches or snacks in connection with school activities and the delivery of food. Food purchased and served outside the district's defined food service program must be charged as a purchased service of the applicable function.

77XX Central Services

Activities, other than general administration, that support the other instructional and supporting services programs. These activities are defined in the following sub functions: 7710 Planning, Research, Development, and Evaluation Services; 7720 Information Services; 7730 Staff Services; 7740 Statistical Services; 7760 Internal Services; 7790 Other Central Services.

78XX Student Transportation Services

Activities associated with the transportation of students to and from school activities, either between home and school, from school to school, or on trips for curricular or cocurricular activities. Expenditures for the administration of pupil transportation services are recorded under these accounts, together with other student transportation service expenditures. Transportation expenditures not related to student transportation services should be reported in the function related to the purpose of the expenditure.

79XX Operation of Plant

Activities concerned with keeping the physical plant open and ready for use. Major components of this function are utilities, including telephone service, custodial costs, building rentals, and insurance costs associated with school buildings. This function includes cleaning, disinfecting, moving furniture, routine maintenance of grounds and heating, ventilation and air conditioning systems, providing school crossing guards, security, and other such activities that are performed on a daily, weekly, monthly, or seasonal basis. Operation of plant does not encompass repairs and replacements of facilities and equipment. Tasks of Custodians should be charged to this function, unless they can be coded appropriately to another function.

81XX Maintenance of Plant

Activities that are concerned with maintaining the grounds, buildings and equipment at an acceptable level of efficiency through repairs or preventative maintenance.

82XX Administrative Technology Services

Activities concerned with supporting the school district's information technology systems, including supporting administrative networks, maintaining administrative information systems, and processing data for administrative and managerial purposes. These activities include expenditures for internal technology support, as well as support provided by external vendors using operating funds. These activities include costs associated with the administration and supervision of technology personnel, systems planning and analysis, systems application development, systems operations, network support services, hardware maintenance and support services, and other technology-related administrative costs.

91XX Community Services

Community Service consist of those activities that are not related to providing education for pupils in a school system. These include services provided by the school system for the community as a whole or some segment of the community, such as community recreation programs, civic activities, public libraries, programs of custody and care of children, financial aid, and community welfare activities. This function does not include instructional programs.

92XX Debt Service

To record expenditures related to the issuance and retirement of debt, including issuance fees, principal and interest payments, and other debt-related expenditures..

97XX Transfer of Funds

Nonreciprocal interfund activity represented by the disbursement of cash or goods from one fund within the district to another fund without an equivalent return and without requirement of repayment.

Citrus County School District
General Fund

	Account Number	2015-2016 Actuals	2016-2017 Actuals	2017-2018 Budget	2016-2017 to 2017-2018 Change	2016-2017 to 2017-2018 Percent
APPROPRIATIONS						
Instruction	5000	70,704,101	73,006,475	74,933,112	2,302,374	3.26%
Pupil Personnel Services	6100	4,902,632	5,101,591	5,275,075	198,959	4.06%
Instructional Media Services	6200	1,447,291	1,547,511	1,479,175	100,220	6.92%
Instructional and Curriculum Development Services	6300	1,657,357	1,502,606	1,409,326	-154,751	-9.34%
Instructional Staff Training Services	6400	836,474	882,121	1,198,329	45,647	5.46%
Instructional Related Technology	6500	1,800,513	1,977,673	1,962,614	177,160	9.84%
School Board	7100	481,160	470,785	499,501	-10,375	-2.16%
General Administration	7200	466,173	473,031	464,458	6,858	1.47%
School Administration	7300	8,577,058	8,804,512	8,697,310	227,454	2.65%
Facilities Acquisition and Construction	7400	357,728	320,973	586,842	-36,755	-10.27%
Fiscal Serivces	7500	902,155	979,022	1,001,620	76,867	8.52%
Food Services	7600	28,944			-28,944	-100.00% *
Central Services	7700	2,644,928	2,444,674	2,741,155	-200,254	-7.57%
Pupil Transportation Services	7800	7,413,693	8,108,402	8,823,357	694,709	9.37%
Operation of Plant	7900	9,153,307	9,256,459	9,427,736	103,152	1.13%
Maintenance of Plant	8100	3,912,270	3,996,041	4,880,674	83,771	2.14%
Administrative Technology Services	8200	2,108,598	2,177,128	2,224,640	68,530	3.25%
Community Services	9100	66,202	95,194	206,750	28,992	43.79% *
Transfer to Other Funds	9700	805,326	605,964	5,000	-199,362	-24.76%
Total Appropriations		118,265,910	121,750,161	125,816,675	3,484,251	2.95%
Ending Fund Balance	2700	8,977,096	9,108,921	6,570,821	131,825	1.47%
TOTAL APPROPRIATIONS, OTHER FINANCING USES, AND FUND BALANCES		127,243,006	130,859,082	132,387,496	3,616,076	2.84%

Note: Variances > 25% explained
EXPENSES
***7600** This is bonus money from School Recognition funds paid to Food Service cafeteria staff
***9100** Additional funds for increase in School Resource Officer contract

OBJECT CLASSIFICATIONS

Object classification indicates the type of goods or services obtained as the result of a specific expenditure. Seven major object categories are identified: Salaries, Employee Benefits, Purchased Services, Energy Services, Materials and Supplies, Capital Outlay and Other. An additional object for other financing uses is included for transfers between funds.

Code	Description
1XXX	Salaries
	Amounts paid to employees of the school system who are considered to be in positions of a permanent nature, including personnel under written contract substituting for individuals in permanent positions. This includes gross salary for personal services rendered while on the payroll of the district school board.
2XXX	Employee Benefits
	Amounts paid by the school system on behalf of employees. These amounts are not included in gross salary. Such payments are fringe benefits and, while not paid directly to employees, are part of the cost of employing staff. Benefits should be identified with the function in which the salaries are recorded. In the special case of Worker's Compensation, a functional prorated amount based on an approximate premium cost is required.
3XXX	Purchased Services
	Amounts paid for personal services rendered by personnel who are not on the payroll of the district school board, and other services that the Board may purchase. While a product may or may not result from the transaction, the primary reason for the purchase is the service provided.
4XXX	Energy Services
	Expenditures for the various types of energy used by the district.
5XXX	Materials and Supplies
	Amounts paid for items of an expendable nature that are consumed, worn out, or deteriorated in use, or items that lose their identity through fabrication or incorporation into different or more complex units or substances.
6XXX	Capital Outlay
	Expenditures for the acquisition of capital assets or additions to capital assets. These are expenditures for land or existing buildings, improvements of grounds, construction of buildings, additions to buildings, remodeling of buildings, initial equipment, and replacement equipment, and software.
7XXX	Other Expenses
	Amounts paid for goods and services not previously classified. This includes expenditures for the retirement of debt, judgments against the school system, and the payment of dues and fees.

CITRUS COUNTY SCHOOL DISTRICT GENERAL FUND APPROPRIATIONS SUMMARY BY OBJECT					
Description		2016-2017 Original Budget	2016-2017 Actuals	2017-2018 Original Budget	% Change from Original '17 to Original '18
OBJECTS:					
100	Salaries	77,700,062.48	79,187,953.30	77,908,327.80	0.27%
200	Benefits	21,736,493.57	20,587,506.90	23,219,637.10	6.82%
300	Purchased Services	11,411,155.35	9,815,205.52	10,931,711.95	-4.20%
400	Energy Services	5,081,021.05	4,092,992.55	4,632,061.06	-8.84%
500	Materials and Supplies	6,275,957.98	4,821,327.87	7,085,360.25	12.90%
600	Capital Outlay	1,132,287.31	1,022,110.03	844,974.79	-25.37%
700/900	Other Expenses	2,053,177.77	2,222,903.98	1,194,601.71	-41.82%
	Total Appropriations	$ 125,390,155.51	$ 121,750,000.15	$ 125,816,674.66	0.34%

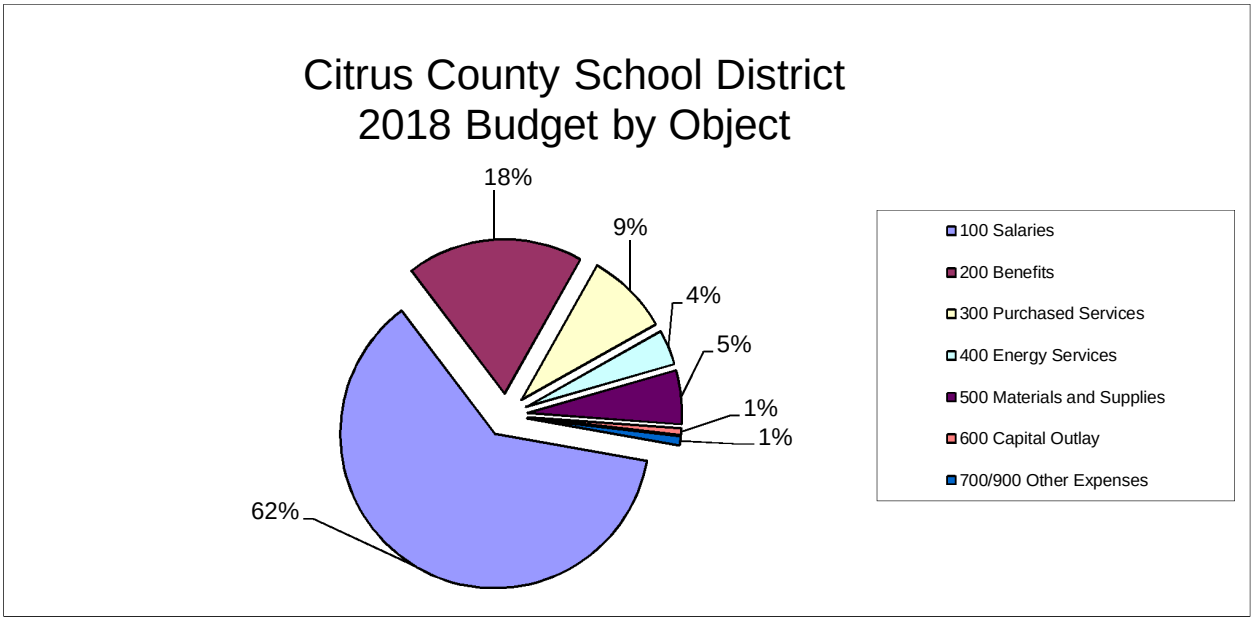

CITRUS COUNTY SCHOOL DISTRICT GENERAL FUND APPROPRIATIONS SUMMARY BY OBJECT					
Description		2016-2017 Original Budget	2016-2017 Actuals	2017-2018 Original Budget	% Change Original '17 to Original '18
OBJECT: 1XXX SALARIES					
1100	Administration	6,363,128.78	6,647,612.61	6,697,203.21	5.25%
1200	Classroom Teachers	45,860,659.46	46,488,326.58	45,292,661.30	-1.24%
1300	Other Certfied Instructional	5,231,255.97	5,412,119.99	5,334,285.80	1.97%
1400	Sustitute Teacher (LT)	-	838,994.19	-	
1500	Aides	4,652,710.85	4,617,541.49	4,872,933.18	4.73%
1600	Other Support	15,424,481.38	15,029,231.14	15,543,814.31	0.77%
1700	Board Members	167,826.04	154,127.30	167,430.00	-0.24%
	Total Appropriations	$ 77,700,062.48	$ 79,187,953.30	$ 77,908,327.80	0.27%

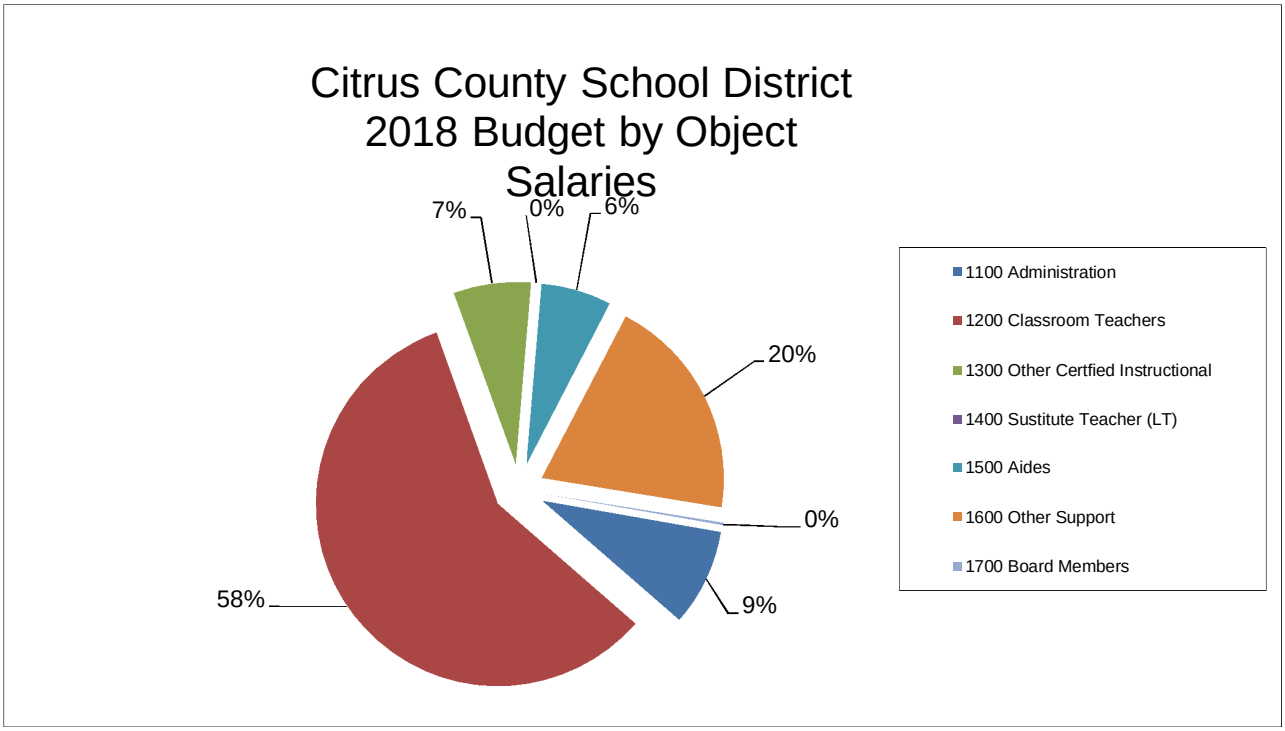

CITRUS COUNTY SCHOOL DISTRICT GENERAL FUND APPROPRIATIONS SUMMARY BY OBJECT					
Description		2016-2017 Original Budget	2016-2017 Actuals	2017-2018 Original Budget	% Change Original '17 to Original '18
OBJECT: 2XXX BENEFITS					
2100	FRS/Retirement/Invest Plan	6,119,031.57	6,206,796.96	6,552,917.55	7.09%
2200	Social Security	6,070,248.72	5,505,654.76	6,044,185.55	-0.43%
2300	Health Ins- Board Match	8,253,950.14	7,574,120.66	9,342,305.59	13.19%
2400	Worker's Compensation	1,243,263.14	1,283,721.66	1,250,228.41	0.56%
2500	Unemployement Comp	50,000.00	17,212.86	30,000.00	-40.00%
	Total Appropriations	$ 21,736,493.57	$ 20,587,506.90	$ 23,219,637.10	6.82%

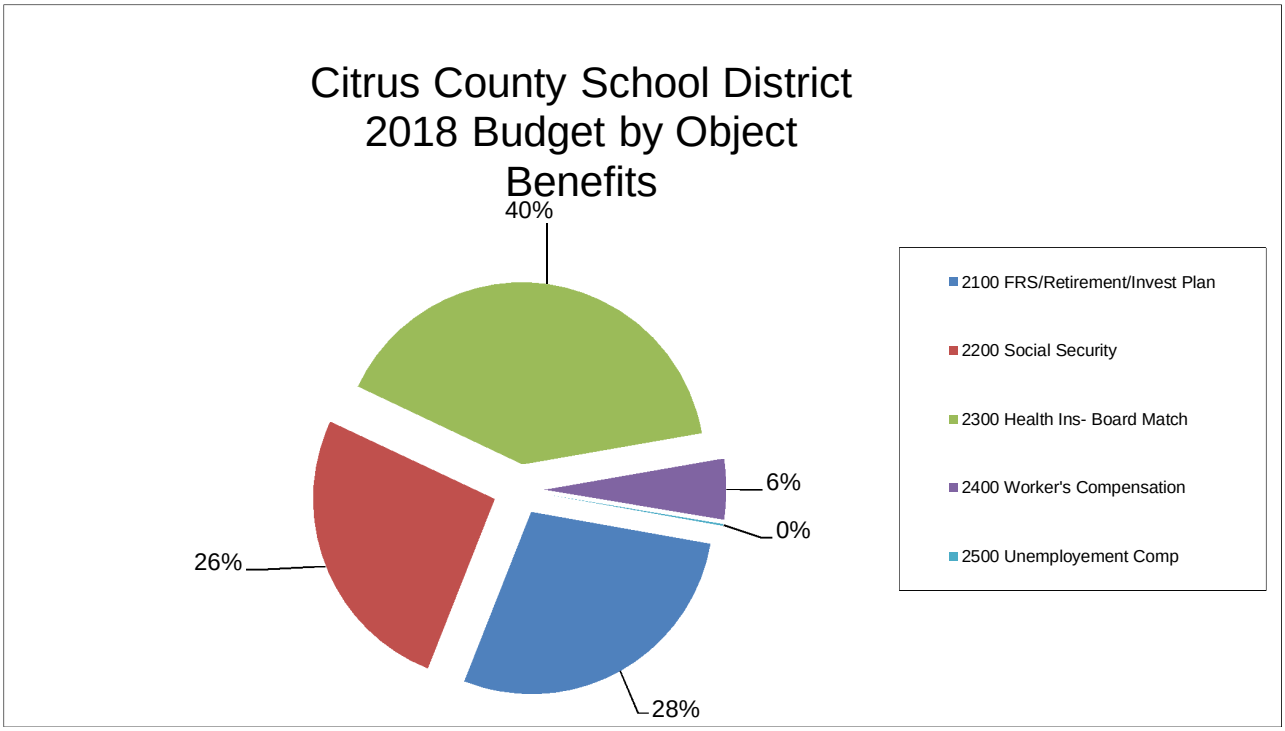

CITRUS COUNTY SCHOOL DISTRICT GENERAL FUND APPROPRIATIONS SUMMARY BY OBJECT					
Description		2016-2017 Original Budget	2016-2017 Actuals	2017-2018 Original Budget	% Change Original '17 to Original '18
OBJECT: 3XXX PURCHASED SERVICES					
3100	Professional Services	3,178,758.22	3,374,399.65	3,249,366.71	2.22%
3200	Insurance & Bond Premiums	1,153,929.46	1,044,583.67	1,276,382.00	10.61%
3300	Travel	117,794.22	140,701.97	132,930.22	12.85%
3500	Repairs & Maintenance	2,747,743.05	1,603,672.10	1,960,246.00	-28.66%
3600	Rentals & Agreements	1,197,712.06	953,380.27	1,211,484.21	1.15%
3700	Communications	606,812.89	567,356.66	572,880.96	-5.59%
3800	Garbage/Recycling/Water	657,000.00	674,631.43	679,880.00	3.48%
3900	Other Services	1,751,405.45	1,456,479.77	1,848,541.85	5.55%
	Total Appropriations	$ 11,411,155.35	$ 9,815,205.52	$ 10,931,711.95	-4.20%

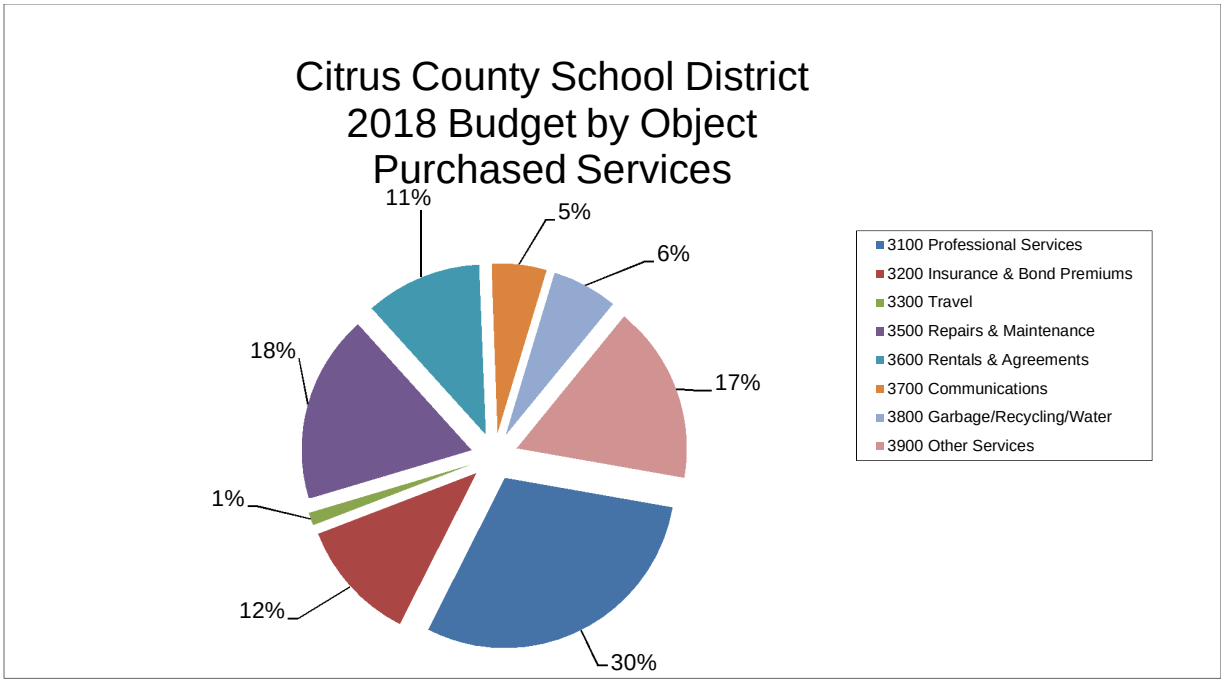

CITRUS COUNTY SCHOOL DISTRICT GENERAL FUND APPROPRIATIONS SUMMARY BY OBJECT					
Description		2016-2017 Original Budget	2016-2017 Actuals	2017-2018 Original Budget	% Change Original '17 to Original '18
OBJECT: 4XXX UTILITIES					
4100	Natural Gas	36,000.00	36,089.64	37,050.00	2.92%
4200	Bottled Gas	5,426.92	6,707.27	8,515.14	56.91%
4300	Electricity	3,683,000.00	3,126,638.18	3,214,973.82	-12.71%
4500	Gasoline	138,791.80	82,066.65	202,390.00	45.82%
4600	Diesel Fuel	1,217,802.33	841,490.81	1,169,132.10	-4.00%
	Total Appropriations	$ 5,081,021.05	$ 4,092,992.55	$ 4,632,061.06	-8.84%

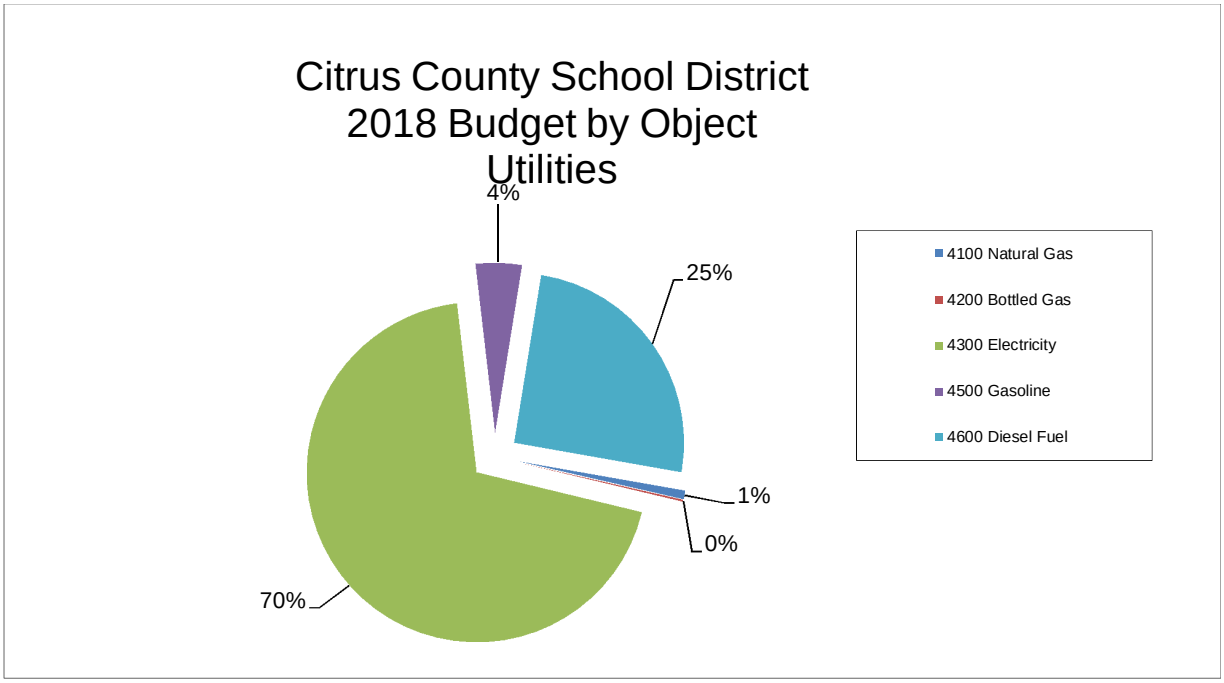

CITRUS COUNTY SCHOOL DISTRICT GENERAL FUND APPROPRIATIONS SUMMARY BY OBJECT					
Description		2016-2017 Original Budget	2016-2017 Actuals	2017-2018 Original Budget	% Change Original '17 to Original '18
OBJECT: 5XXX MATERIALS & SUPPLIES					
5100	Consumables	3,920,498.67	2,128,695.99	5,255,662.29	34.06%
5200	Textbooks	1,580,081.25	1,599,833.46	1,103,987.96	-30.13%
5300	Periodicals	4,427.05	6,908.48	2,625.00	-40.71%
5400	Oil & Grease (for vehicles)	30,000.00	17,651.09	24,000.00	-20.00%
5500	Repair Parts (for vehicles)	435,800.00	462,724.21	480,000.00	10.14%
5600	Tires & Tubes (for vehicles)	212,308.00	135,738.36	151,400.00	-28.69%
5900	Other Materials & Supplies	92,843.01	469,776.28	67,685.00	-27.10%
	Total Appropriations	$ 6,275,957.98	$ 4,821,327.87	$ 7,085,360.25	12.90%

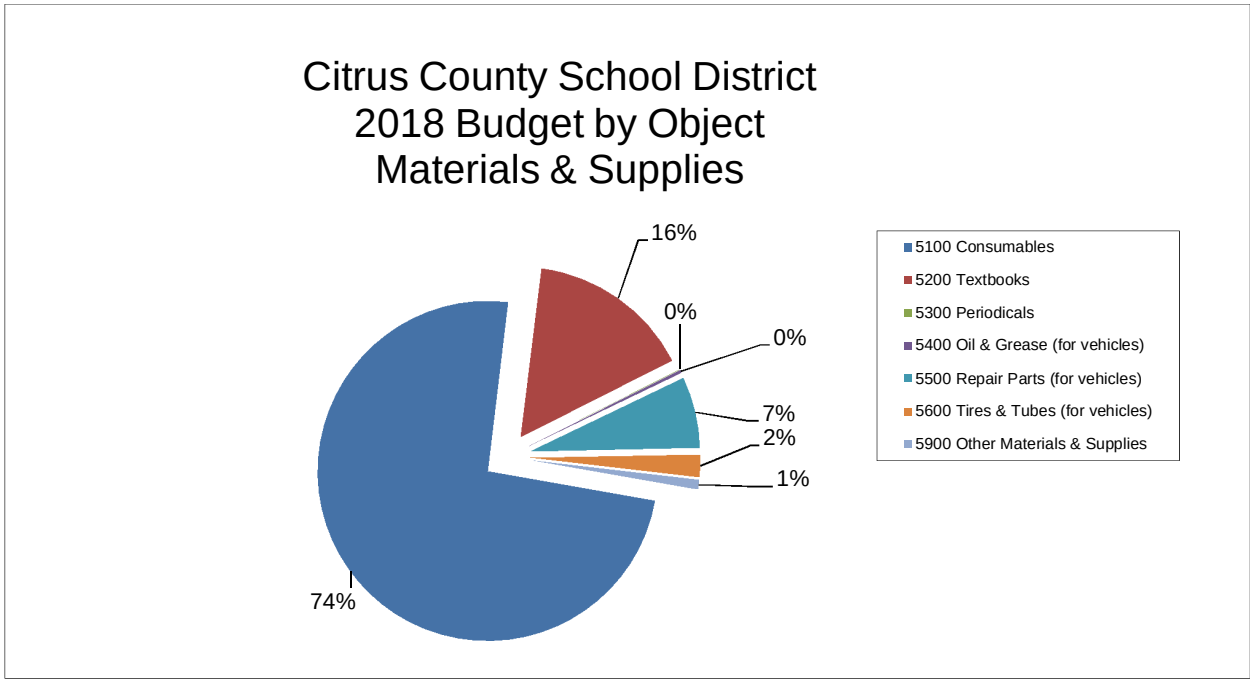

CITRUS COUNTY SCHOOL DISTRICT GENERAL FUND APPROPRIATIONS SUMMARY BY OBJECT					
Description		2016-2017 Original Budget	2016-2017 Actuals	2017-2018 Original Budget	% Change Original '17 to Original '18
OBJECT: 6XXX CAPITAL OUTLAY					
6100	Library Books	11,928.11	63,745.58	7,409.08	-37.89%
6200	A-V Materials	2,405.00	5,807.92	2,715.00	12.89%
641/642	Furniture, Fixtures & Equip	362,239.35	273,776.31	235,312.59	-35.04%
643/644	Computer Hardware	175,565.58	387,056.10	204,189.45	16.30%
6500	Motor Vehicles	363,500.00	252,368.90	119,220.00	-67.20%
6700	Imp Other than Buildings	5,000.00	7,375.86	5,000.00	0.00%
6800	Remodel & Renovations	191,532.06	29,417.74	261,843.67	36.71%
6900	Computer Software	20,117.21	2,561.62	9,285.00	-53.85%
	Total Appropriations	$ 1,132,287.31	$ 1,022,110.03	$ 844,974.79	-25.37%

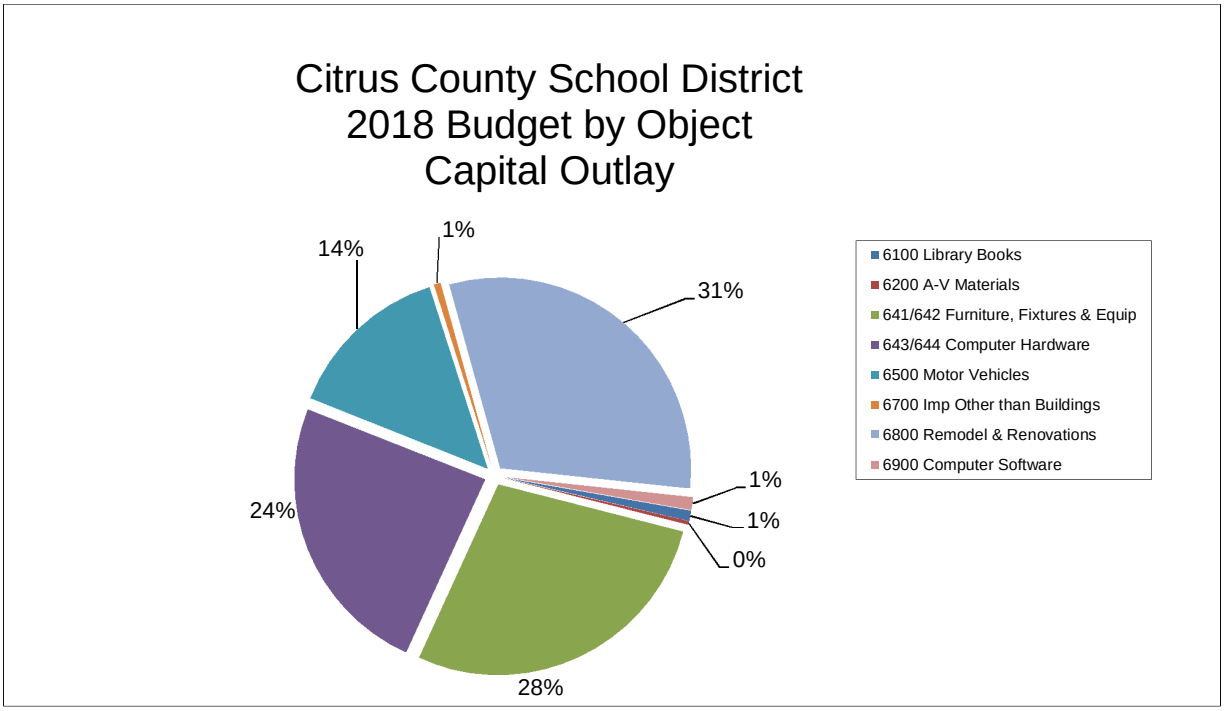

CITRUS COUNTY SCHOOL DISTRICT GENERAL FUND APPROPRIATIONS SUMMARY BY OBJECT					
Description		2016-2017 Original Budget	2016-2017 Actuals	2017-2018 Original Budget	% Change Original '17 to Original '18
OBJECT: 7XXX/9XXX OTHER EXPENSES					
7300	Dues & Fees	392,908.87	375,214.38	435,311.32	10.79%
7400	Judgements/Settlements	40,000.00	49,175.00	-	-100.00%
7500	Substitutes	590,617.70	1,098,934.82	601,424.27	1.83%
7900	Miscellaneous	1,024,651.20	93,615.85	152,866.12	-85.08%
9700	Transfer to other Funds	5,000.00	605,963.93	5,000.00	0.00%
	Total Appropriations	$ 2,053,177.77	$ 2,222,903.98	$ 1,194,601.71	-41.82%

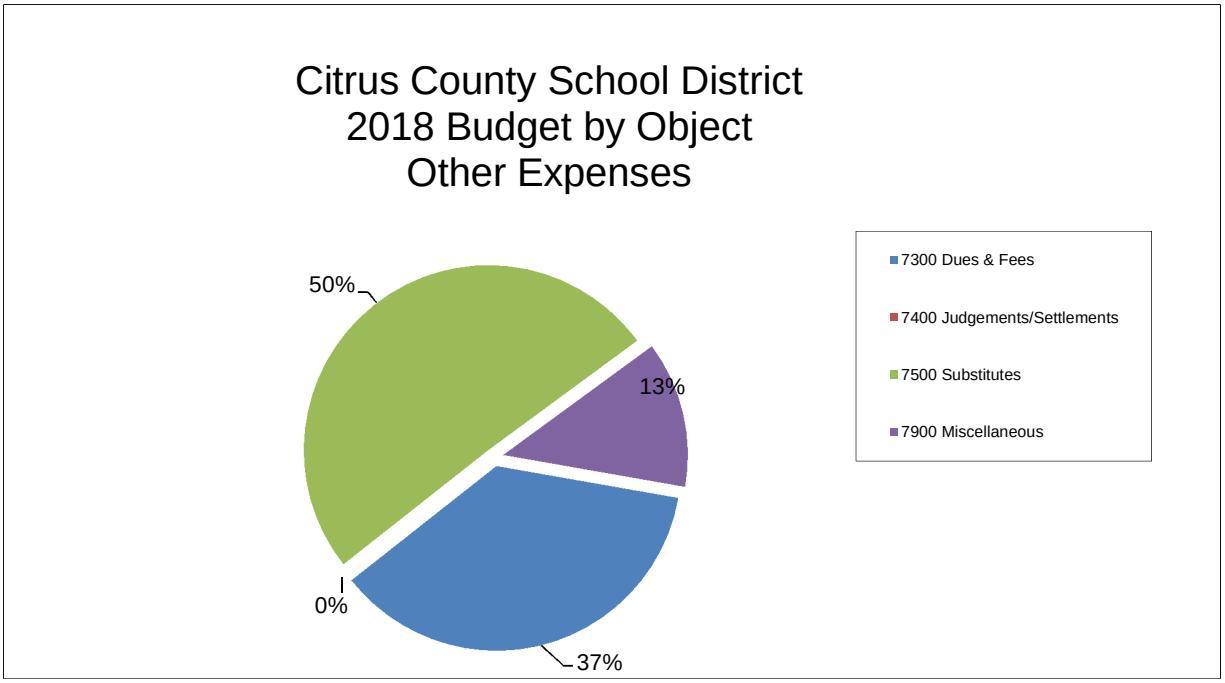

Citrus County School District
Project Comparison
Appropriations

New/Old Project Number	Description	2015-2016 Actuals	2016-2017 Actuals	2017-2018 Budget
00010	FEFP - Salaries & Benefits	54,497,512.05	56,156,833.80	57,425,220.00
0001S	School Based & Sports Supplements	502,496.04	506,183.13	516,000.00
0001T	Technology FEFP	405,190.50	743,454.14	1,048,924.12
00050	School Security	50,857.09	46,862.72	50,000.00
0005C	Crossing Guards	49,277.00	50,209.00	49,500.00
00170	SAI-Supplemental Academic Instruction	2,882,909.02	2,975,816.91	2,886,635.00
00190	Best & Brightest	652,245.33	824,846.11	-
00315	CCEF Computer Carts	39,472.98	-	-
00320	Classroom Supply Asst/Teacher Lead	240,900.72	237,474.09	255,020.84
00340	School Related Curriculum	2,481.49	7,499.65	17,275.00
00420	Drug & Alcohol Testing	423.62	803.45	3,000.00
00480	Math Field Day	4,011.26	4,099.20	5,000.00
00560	Inventory Write-off	-	46.42	
00630	Special Olympics	1,889.54	1,785.86	2,142.00
00640	Band Uniforms & Equipment	13,584.61	43,926.20	72,562.76
00680	LHS Auditorium Rental	45,254.73	47,452.77	37,500.00
00760	Performance Based Incentive	70,609.60	56,599.75	228,566.52
00830	FL Bright Scholarships	2,320.50	5,037.65	375.70
00840	Sale Of Surplus - Auction	6,911.83	418.05	9,359.90
00850	Dealer's Tax Credit	9,300.00	9,254.00	5,000.00
01040	Sandra Himmel Funds			1,250.97
01050	Federal Day Travel Reimbursement	1,051.98	288.75	500.00
01060	School Lunch Overages	5,326.49	5,963.93	5,000.00
02100	Educational Services	22,434.31	1,366.39	1,500.00
02200	Educational Services - Elementary	5,059.80	3,624.85	4,500.00
02300	Educational Services - Vocational	526.64	957.96	500.00
02350	Educational Services - Math	34,991.42	19,000.00	-
02400	Educational Services - Science	2,677.24	2,302.40	5,000.00
02450	Science Fair	11,496.46	10,441.97	13,765.00
02500	Student Services	11,032.47	10,776.59	13,310.00
02550	Health Services	15,133.00	14,286.37	17,500.00
02700	Educational Services - Language	1,610.80	1,180.74	1,400.00
02800	Administrative Services - School/Community	8,430.74	9,826.09	12,150.00
02910	ADA Professional Development	2,337.38	932.56	3,190.00
03000	Planning, Research, Testing	14,618.14	24,915.12	30,145.00
03100	Educational Services - Fine Arts	1,681.99	1,632.17	3,712.00
03300	Academic Team	6,188.91	6,759.97	8,080.00
03700	Educational Services-ESOL	12,742.76	6,947.80	4,200.00
03800	YMCA Daycare Program	5,684.61	1,821.08	3,750.00
03855	Treasure Chest Daycare	-	56,167.97	68,110.00
03900	SRMI	50,471.15	51,859.41	54,215.00
03950	MYcroSchool	58,132.03	57,533.42	59,044.00
06300	Educational Services - Physical Education	22,951.46	24,638.27	10,321.00
08100	Maintenance Services	1,473,568.83	1,425,343.28	2,470,938.00
08200	Sportsfield Maintenance	192,549.98	206,821.94	178,825.00
08300	Grounds Maintenance	385,499.87	370,185.48	395,500.00
08400	Pest Management	61,413.33	62,462.90	61,023.00
08800	Judgement/Settlement	19,335.00	40,000.00	-
08900	Employee Insurance Claims	39,628.00	9,175.00	-
09000	Blended Learning	83,636.26	81,822.42	122,840.00

Citrus County School District
Project Comparison
Appropriations

New/Old Project Number	Description	2015-2016 Actuals	2016-2017 Actuals	2017-2018 Budget
1000X	School Discretionary Funds	759,387.84	770,234.32	870,707.89
10020	Unemployment	11,922.75	17,212.86	30,000.00
10070	Teacher Recruitment & Retention	1,297.23	1,972.85	3,235.10
10090	Emergency/Hurricane/Storm	-	39,243.23	-
10100	Outside Agencies Field Trips	39,879.27	40,912.26	-
10140	Transportation - Extended School Year	6,584.30	21,718.40	9,373.00
10210	Home Placement	9,091.58	112.37	8,000.00
10220	Extra Duty for ESE Aides/Interns	5,275.09	6,708.90	18,800.00
10230	Gifted Summer Program	21,328.45	9,010.70	-
10250	Vendor Badge Renewals	990.00	(175.65)	3,200.00
10350	Advanced Placement	132,476.87	184,607.63	243,220.87
10385	LHS LILAC	60,991.77	5,100.90	-
10410	EXXON Donation	1,109.18	500.00	-
10490	Voluntary Pre-Kindergarten	654,401.43	783,105.39	890,000.00
10540	Positive Behavior Support	1,569.15	443.12	4,916.74
10545	Project WET - SwiftMud	3,684.20		
10590	Career Development Education Program	8,027.38	8,303.25	9,000.00
10620	DVR-Dept of Voc Rehab	-	19,154.82	29,040.18
10640	FBLA Stipends/Skills USA	-		1,152.24
10670	Ready to Work	7,394.23	-	5,627.70
10700	International Baccalaureate Program - LHS	85,982.21	102,831.68	218,483.55
10745	APT Camp WTC	9,486.45	3,513.55	-
10790	Project 10 Model Transition	211.27	181.32	4,320.12
10810	Donated School Supplies	392.07	-	1,304.37
10870	Industry Certified Career Program	80,811.92	290,314.31	745,495.28
10930	Bike Florida Mini-Grant	1,819.53	-	-
11000	ROTC (Reserve Officer Training Corps)	452,321.05	463,250.89	501,046.00
11350	Advanced Placement Tests	133,232.00	137,210.00	165,075.00
11680	Duke Donation	10,118.67	-	-
11700/10940	International Baccalaureate Tests	39,352.00	49,728.00	49,728.00
11710	Copy Allowance	127,522.63	132,137.56	125,000.00
11850	SwiftMud	12,282.21	22,325.34	-
12000	Reg. VI Training Council - WTC	43,777.04	44,623.23	44,392.00
12100	Exemption of Training	-	-	2,375.65
12500	CLM - One Stop Workforce	17,717.73	161.82	1,957.38
12700	CFCC Dual Enrollment	154,972.94	204,979.34	185,000.00
12800	Parent Guide	4,555.87	7,772.58	8,000.00
13900	Gen Youth Fund	4,009.99	3,493.68	-
14000	Teacher Training	3,359.31	1,826.36	3,175.00
14500	Leadership Training	3,515.01	2,808.98	2,000.00
16400	LCEF-WTC Grant	450.00	-	-
16600	Duke Grant - ONE TO ONE	8,997.45	-	-
16700	Fuel Up CRE	3,873.85	1,690.33	665.82
17000	SAI-Third Grade Summer School	36,417.20	29,185.45	40,000.00
17001	CCEF Grant Flow Through		500.00	
17002	CCEF WTC		597.53	
17003	Health & Wellness Mini Grant		12,017.20	
17004	EVO Labs		6,500.00	
17005	Tech Night LMS		246.99	
17006	HES Music		497.62	

Citrus County School District
Project Comparison
Appropriations

New/Old Project Number	Description	2015-2016 Actuals	2016-2017 Actuals	2017-2018 Budget
17007	Action Project CSMS		1,846.96	153.04
17009	Academic Challenge		1,150.00	
1700X	Fraction Mills College		6,526.36	1,473.64
1700X	CCEF Mini Grants	98,232.86	89,977.05	
17010	SAI-AVID	45,408.34	56,755.97	106,500.00
17015	CenturyLink Technology Grant		4,940.24	11,818.99
17020/32500	SAI - Teen Parent/Dropout	149,493.84	127,842.32	127,500.00
17040	SAI - Alternative Diploma	-	53,820.00	82,875.00
17050/34900	SAI- MS Summer School	7,578.93	5,158.20	7,000.00
17055	SABAL Science		10,653.58	9,346.42
1705E/378E0	SAI - ESE Summer School	136,942.70	61,199.50	56,200.00
17060	AVID CCEF Grant	18,438.51	7,227.83	
17090	AVID State Grant	15,031.00	25,446.70	-
17150	Natl Safe Routes & Helmets Prg	368.00	-	-
17160	Teen Driver Challenge	-	10,000.00	10,000.00
1800X	Lowe's Toolbox Grant	2,324.10		6,740.00
18005	All County Chorus	2,213.62	2,908.17	
180Y1	CCEF Literacy Project	4,497.73	4,309.23	-
180Y2	CCEF Steam in 3D	5,000.00	-	-
18100	Community Schools (Lifelong Learning)	51,078.01	23,483.30	26,500.00
181A0	FEF - Macy Teacher of the Year	-	1,000.00	-
18400	Wellness Program	-	-	3,885.50
18520	CCSB BCBS Self Insurance	800,000.00	600,000.00	-
18650	CCSB Insurances (Building/Fleet/Flood)	995,028.40	883,138.64	1,106,882.00
18660	Flood Insurance	117,383.00	121,094.00	125,000.00
18680	CCSB Safety Rewards Program	789.29	867.22	1,157.72
18700	Vocational Equipment Replacement	200.00	89.00	1,000.00
18910	Corrections Corp of America	3,817.48	-	-
18915	FAITC LPS	730.00	-	
19001	Maker Space LPS	-	3,964.15	-
192A0	Wal-Mart Martone		549.95	
19810	CREC Stem Field Trip Progam	4,146.63	6,390.40	-
20000	WTC - Fees Collected	568,025.07	350,313.30	1,014,603.54
20010	Workforce Development	2,899,322.29	2,902,770.65	2,528,760.00
20150	Adult Basic Classes	9,270.00	2,672.98	15,117.02
20200	School Recognition (A+)	922,410.59	233,369.48	217,547.79
20270	Project Connect	250.00	1,751.49	1,331.40
20290	Class Size Reduction	15,356,613.25	15,472,300.60	15,395,513.00
20300	CEO Leadership Program		5,999.76	6,000.00
2032X	Leadership & Faculty Grant	35,984.54	36,157.00	-
20350	Doris Slosberg Driver Education Act	33,014.03	27,129.67	30,000.00
20430	Virtual Instruction - Primary	-	-	21,475.00
20440	Virtual Instruction - Secondary	-	-	52,500.00
20450	Reading Allocation	699,383.65	673,326.76	810,810.62
20490	Summer Voluntary Pre-Kindergarten	10,172.88	5,460.00	5,500.00
20650	Post Education Readiness Test	-	3,499.34	3,500.00
20810	Career Ed Student Assistance Grant	54,354.00	57,472.00	60,000.00
21450	Homework Diner	13,799.41	-	-
22100	LCEF Central Ridge	4,766.99	227.54	-
22600	Support Staff In-service	29,106.63	26,852.19	30,000.00

Citrus County School District
Project Comparison
Appropriations

New/Old Project Number	Description	2015-2016 Actuals	2016-2017 Actuals	2017-2018 Budget
27500	District Wide Cell Phones	6,109.17	5,386.39	6,000.00
27800	Facility Use	49,135.00	52,630.96	-
28000	School Improvement Funds	58,227.34	48,642.35	527,315.55
28010	School Advisory - Unused Teacher Lead	-	463.74	18,937.83
29100	Instructional Materials	748,510.29	1,384,056.31	1,128,917.46
291D0	Instructional Materials Dual Enrollment	49,175.01	53,011.00	53,379.00
291E0	Instructional Materials ESE Applications	-	-	14,926.00
291L0/16100	Instructional Materials Library Media	54,114.49	51,703.99	100,282.80
291S0/00630	Instructional Materials Science Labs	17,036.19	16,093.95	27,695.86
31100	Sick Leave Bank	1,875.23	-	-
31800	Teacher Retraining (Negotiated)	10,377.37	10,011.15	15,000.00
32100	FDLRS	21,495.04	19,826.71	-
32600	State Competition Field Trips	2,970.04	1,972.76	5,000.00
33600	CCEA Substitute Reimbursement	4,756.18	4,650.71	-
34500	Culinary Arts Program	61,377.86	53,747.61	60,000.00
34510	WTC Technology Fee	8,387.66	22,577.73	66,597.11
34520	WTC Capital Fee	2,140.95	-	223,843.67
34600	SACS Accreditation Expense COE	3,487.63	6,404.16	-
34700	Field Trips - District Funded	122,577.12	123,856.88	120,000.00
34750	Internal Account Sponsored FT	64,669.23	68,597.61	-
36000	Substitutes	503,782.53	494,366.81	500,000.00
36700	Medicaid - Administrative Claims	301,844.40	623,529.00	609,572.00
36710	Medicaid- CREST-Direct Services	166,197.48	268,484.25	230,950.00
37100	Gate Attendants	18,019.38	17,807.85	-
37600	District Utilities/Phone/Energy	3,714,313.53	3,565,702.60	3,713,918.00
37700	Terminal Leave Pay (Sick & Annual Leave)	786,172.57	918,185.74	353,000.00
37900	Extra Duty/Overtime (District Approved)	206,881.66	215,000.69	199,000.00
379E0	Extra Duty	55,998.77	62,376.09	67,450.00
379T0	Overtime - True Time Payout	-	13,815.77	
38200	Instruction in the Home	151,371.42	138,539.50	7,119.00
38310	Cypress Creek (DJJ)-Supplemental	154,640.85	139,932.00	156,467.00
38400	Safe Schools	273,469.00	347,469.00	367,469.00
39000	Full Service Schools	102,181.44	121,845.74	130,000.00
42200	Portables	37,915.08	23,120.02	16,380.00
42700	Environmental Compliance	21,396.86	52,526.66	42,000.00
435A0	Safety - Hazardous Materials	1,448.22	2,753.05	3,500.00
435B0	Safety - Fire Extinguishers	7,857.33	8,398.78	7,500.00
435C0	Safety - Fire Sprinklers	12,265.00	14,400.00	15,750.00
435D0	Safety - Generator	10,383.87	19,345.25	15,000.00
435F0	Safety - Elevators	9,020.00	14,650.00	15,000.00
435H0	Safety - Kitchen Fire	11,553.05	9,463.70	5,250.00
435I0	Fire Alarm System - Risk Management	43,464.35	43,464.35	50,000.00
435U0	Safety - Radio Maintenance	32,444.00	28,416.26	30,500.00
45110	CRHS - Phase II	4,280.00	1,573.25	-
45230	CSM HVAC Upgrade	2,605.42	-	-
45410	CREST, CRMS, IMS HVAC Upgrade	12,287.55	-	-
45430	CSMS Reroofing	4,062.88	-	-
45440	IMS Kitchen Renovation & Remodel	393.51	-	-
45480	CSES Reroofing Bulding 1 & 2	3,434.38	1,832.07	-
45500	IPS Kitchen Remodel & Renovation	-	450.29	-

Citrus County School District
Project Comparison
Appropriations

New/Old Project Number	Description	2015-2016 Actuals	2016-2017 Actuals	2017-2018 Budget
49710	Enterprise Software	382,168.52	351,583.57	460,000.00
50100	Technology Resource Center	590,324.51	699,081.18	720,146.00
501R0	IPAD Repair	31,434.48	-	-
50300	Personnel	31,057.17	38,957.35	37,925.00
50400	Board & Superintendent	330,393.99	279,953.17	256,130.00
50500	Finance	50,356.82	54,017.03	65,000.00
50600	Information Services	63,847.92	18,920.05	28,000.00
52020	Carlton Palms Contract	26,101.86	14,289.76	14,425.00
52040	ESE - OTPT	314,180.27	389,582.76	363,830.00
52060	ESE - Hearing Impaired	29,243.06	51,314.26	29,395.00
52070	ESE - Vision	288.72	1,989.01	6,150.00
52080	ESE - Speech/Language	123,002.13	178,735.25	215,894.00
52090	ESE - Psychologists	24,571.09	34,140.10	47,297.00
520E0	Exceptional Student Education	28,166.80	22,131.52	39,670.00
52130	ESE - Gifted	9,074.95	17,099.17	18,305.00
52400	Risk Management & Negotiations	31,637.69	31,491.74	39,080.00
57400	Facilities, Acquisition & Construction	3,950.49	3,773.06	7,200.00
57700	Purchasing	329.75	1,196.24	1,500.00
57750	Planning & Growth Management.	186,192.63	166,729.29	176,435.00
57800	Warehouse	5,310.32	4,784.37	7,000.00
57900	Facilities / Custodial	52,336.51	62,981.12	40,245.00
58500	Code Compliance	17,738.40	14,698.54	24,700.00
59700	Transportation Operations	1,444,635.66	1,635,471.09	1,962,120.00
597W0	Transportation - White Fleet	129,451.99	352,673.32	264,420.00
60480	Technology Plan	6,777.85	4,410.46	20,000.00
6048T	One to One Technology	195,430.73	139,564.96	50,000.00
61000	Fire & Safety Risk Management	45,092.01	41,395.39	28,000.00
65200	Motor Vehicle & Related Equipment	-	156.39	-
69020	Phone Systems	39,132.00	152,776.55	-
85000	Scholarships (8301 Fund)	64,989.30	31,106.20	80,000.00
90000	Transportation - FEFP	5,079,717.88	5,360,699.17	5,753,716.00
90520	FEFP - ESE Guaranteed Allocation	12,899,825.65	12,950,119.03	13,883,538.00
99980	Capital Outlay & Debt Services	9,418.50	9,418.50	9,500.00
	Overall Totals	$ 118,265,909.83	$ 121,750,160.70	$ 125,816,674.66

COST CENTER BUDGETS

Citrus County School District
District Level Cost Centers Budget Comparison

	Description	2016-2017 Actuals	2017-2018 Budget	2016-2017 to 2017-2018 Change	Percent
Cost Center					
9004	Board & Superintendent	1,179,742.84	1,209,454.42	29,711.58	2.52%
9005	Business Services	2,678,449.61	1,914,103.53	(764,346.08)	-28.54%
9006	Information Services	1,048,684.09	964,011.45	(84,672.64)	-8.07%
9007	County Wide	-	2,212,282.10	2,212,282.10	
9009	District Student Services	1,402,262.68	1,444,487.55	42,224.87	3.01%
9011	District Office Utilities	183,989.82	166,460.00	(17,529.82)	-9.53%
9012	Planning & Growth Management	166,732.51	176,435.00	9,702.49	5.82%
9013	Code Compliance	270,700.22	372,537.20	101,836.98	37.62%
9016	Technology Resource Center	1,735,665.39	2,505,169.06	769,503.67	44.33%
9052	Exceptional Student Education	845,550.71	2,084,591.61	1,239,040.90	146.54%
9074	Facilities, Acquis. & Construction	304,322.64	305,697.93	1,375.29	0.45%
9081	Maintenance Services	2,125,883.00	5,360,779.67	3,234,896.67	152.17%
9200	Educational Services/Curr. Instruct.	807,612.98	1,281,093.32	473,480.34	58.63%
9201	Research & Accountability	421,403.38	431,134.39	9,731.01	2.31%
9203	Human Resources	927,743.34	903,860.14	(23,883.20)	-2.57%
9213	Risk Management	338,447.89	709,901.53	371,453.64	109.75%
9223	Professional Development	374,307.55	338,927.28	(35,380.27)	-9.45%
9999	Transportation	7,868,935.05	8,641,301.55	772,366.50	9.82%
DISTRICT LEVEL COST CENTER TOTALS		$ 22,680,433.70	$ 31,022,227.73	$ 8,341,794.03	36.78%

Citrus County School Board
District Level Cost Center Budgets
2017-2018

Cost Center:	Board & Superintendent	Cost Center Number:	9004

*Included in the budget amounts are the following special programs administered by this cost center:

Project #	Description	Amount
50400	Board and Superintendent	$256,130.00

Program Information / Service Provided

The Board and Superintendent provide for the management and strategic direction of the Citrus County School District.
This department oversees the operations of the school district, including educational leadership and effecitve stewardship of the business operations of the district.

Project Budget Highlights

Board Attorney	$130,000.00
Webmaster	$45,300.00
Speaker	$3,500.00

Citrus County School Board
District Level Cost Center Budgets
2017-2018

Cost Center: 9004 Board & Superintendent

Object	Description	2016-2017 Original Budget	2016-2017 Expenditures	2017-2018 Budget	Change in 2018 Budget to 2017 Expenditures
100	Salaries	573,189.28	632,922.65	680,700.44	47,777.79
200	Benefits	248,987.35	243,838.39	269,573.01	25,734.62
300	Purchased Services	258,700.00	259,041.46	212,355.00	(46,686.46)
400	Energy Services				-
500	Materials & Supplies	4,522.68	8,349.84	6,825.97	(1,523.87)
600	Capital Outlay				-
700	Other Expenses	35,000.00	35,590.50	40,000.00	4,409.50
	Total	1,120,399.31	1,179,742.84	1,209,454.42	29,711.58

Cost Center: 9004 Staff Data

Description	2016-2017	2017-2018
School Board Members	5	5
Superintendent	1	1
Asst. Superintendent of School Operations	1	1
Exec. Director, School Support Services	1	1
Chief Financial Officer	0	1
Exec. Secretary, School Board	1	1
Administrative Secretary	1	1
Total	10	11

Citrus County School Board
District Level Cost Center Budgets
2017-2018

Cost Center:	Finance	Cost Center Number:	9005

*Included in the budget amounts are the following special programs administered by this cost center:

Project #	Description	Amount
00840	Sale of Surplus	$1,760.60
10250	Vendor Badges	$3,200.00
27500	Cell Phones	$6,000.00
37600	Postage	$35,000.00
50500	Finance	$65,000.00
57700	Purchasing	$1,500.00
57800	Warehouse	$7,000.00

Program Information / Service Provided

The Finance Department records and reports financial information about the school district. This is accomplished through the accounts payable, budget, fixed assets, purchasing and internal accounts departments. Various functions include filing the associated required reports, overseeing the schools' internal accounts, providing support in the development and implementation of the District's budget, tracking fixed and capital assets and issuing payment to vendors.

The Purchasing Department contributes to the education of the Citrus County School District students through cost effective, competitive procurement of supplies and services. This Department also processes District surplus properties as needed.

The Warehouse Department operates to provide the services of receiving, storing and shipping to our customers. The services will be provided effectively and efficiently as possible. The Warehouse also is responsible for facilitating the sorting and delivery of all intercounty and USPS mail for the District.

Project Budget Highlights

Auditing Services	$30,000.00
Actuarial Services	$2,000.00
Sinking Fund Advisor	$4,000.00

Citrus County School Board
District Level Cost Center Budgets
2017-2018

Cost Center: 9005 Finance

Object	Description	2016-2017 Original Budget	2016-2017 Expenditures	2017-2018 Budget	Change in 2018 Budget to 2017 Expenditures
100	Salaries	608,816.57	612,120.17	580,133.30	(31,986.87)
200	Benefits	163,938.28	162,303.70	177,176.03	14,872.33
300	Purchased Services	1,220,765.18	1,230,631.76	1,137,723.60	(92,908.16)
400	Energy Services				-
500	Materials & Supplies	23,169.00	21,743.81	5,820.60	(15,923.21)
600	Capital Outlay	1,500.00	414.94	500.00	85.06
700/900	Other Expenses	47,500.00	651,235.23	12,750.00	(638,485.23)
	Total	2,065,689.03	2,678,449.61	1,914,103.53	(764,346.08)

Cost Center: 9005 Staff Data

Description		2016-2017	2017-2018
Director, Finance		1	1
Accounting Manager		1	1
Purchasing Manager		1	1
Budget Cost Specialist		1	1
Sr. Accountant, Finance		3	4
Accountant, Finance		2	2
Accountant, Accts Payable		2	2
Buyer		1	1
Administrative Secretary		1	0
Warehouse Manager		1	1
District Secretary		1	0
Warehouse/Delivery Worker		2	2
	Total	17	16

Citrus County School Board
District Level Cost Center Budgets
2017-2018

Cost Center:	Information Services	Cost Center Number:	9006

*Included in the budget amounts are the following special programs administered by this cost center:

Project #	Description	Amount
50600	Information Services	$28,000.00

Program Information / Service Provided

The Information Services Department provides the following programs and services:

• The implementation, management, maintenance, and support of systems, processes, and information to meet state and federal reporting requirements including the DOE Information Database, the Florida Automated System for the Transfer of Educational Records (FASTER), and the Workforce Development Information System (WDIS)

• The management and support of copier and workflow management system.

• The implementation, management, maintenance, and support of systems, processes, and information for district and school management and decision-making including the Skyward Business and Student Management Suites.

• The management and support of document imaging and approval solutions.

Project Budget Highlights

Software Maintenance	$21,000.00

Citrus County School Board
District Level Cost Center Budgets
2017-2018

Cost Center: 9006 Information Services

Object	Description	2016-2017 Original Budget	2016-2017 Expenditures	2017-2018 Budget	Change in 2018 Budget to 2017 Expenditures
100	Salaries	511,144.13	545,714.52	501,070.33	(44,644.19)
200	Benefits	119,318.88	127,452.66	140,233.53	12,780.87
300	Purchased Services	490,866.34	374,114.70	321,707.59	(52,407.11)
400	Energy Services				-
500	Materials & Supplies	606.46	1,402.21	1,000.00	(402.21)
600	Capital Outlay				-
700	Other Expenses				-
	Total	1,121,935.81	1,048,684.09	964,011.45	(84,672.64)

Cost Center: 9006 Staff Data

Description		2016-2017	2017-2018
Director, Information Services		1	1
Senior Application Support Analyst		2	2
Application Support Analyst		1	1
Application Support Specialist		4	3.5
Data Base Support Specialist		1	1
	Total	9	8.5

Citrus County School Board
District Level Cost Center Budgets
2017-2018

Cost Center:	Student Services	Cost Center Number:	9009

*Included in the budget amounts are the following special programs administered by this cost center:

Project #	Description	Amount
02500	Student Services	$13,310.00
02550	Health Services	$17,500.00
22600	Support Inservice	$9,900.00
10210	Homeplacement Services	$8,000.00
39000	Full Service Schools	$130,000.00

Program Information / Service Provided

Student Services is responsible for the following areas: Administrative Hearings, Arrests, Attendance Policy, Code of Student Conduct, Expulsions/Due Process Hearings, School Counselors/Services, Health Services, McKinney-Vento (Title IX), Social Workers/ Services, Equity &Access, Home Education, Truancy, Parent Facilitators, Inter-Agency Agreements, Foster Care Liaisons, DJJ Commitment Staffings/Transitional Students, Discipline (SESIR), Bullying/Harasment, Upward Bound, Crisis Manual, Threat Assessments, Safe Schools Interagency Team for Prevention (STP), Student Records/Transcripts, Foreign Exchange and Department of Children and Families (DCF) liason

Project Budget Highlights

Student Code of Conducts	$6,900.00
Clinic Supplies	$8,500.00
CPR Trainings	$1,000.00
Replacement Equipment	$4,750.00

Citrus County School Board
District Level Cost Center Budgets
2017-2018

Cost Center: 9009 Student Services

Object	Description	2016-2017 Original Budget	2016-2017 Expenditures	2017-2018 Budget	Change in 2018 Budget to 2017 Expenditures
100	Salaries	1,057,387.14	1,036,639.87	1,052,531.79	15,891.92
200	Benefits	252,978.71	256,801.52	289,247.66	32,446.14
300	Purchased Services	20,449.20	54,576.08	21,770.00	(32,806.08)
400	Energy Services	41,000.00	31,978.21	34,000.00	2,021.79
500	Materials & Supplies	18,190.55	16,684.40	30,417.33	13,732.93
600	Capital Outlay	4,750.00	1,727.60	6,200.00	4,472.40
700	Other Expenses	9,880.00	3,855.00	10,320.77	6,465.77
	Total	1,404,635.60	1,402,262.68	1,444,487.55	42,224.87

Cost Center: 9009 Staff Data

Description		2016-2017	2017-2018
Director, Student Services		1	1
Coordinator, Student Services		1	1
Social Worker		6.35	6.35
School Nurse/RN		6	6
School Nurse/LPN		5	5
Exceptional Student Hlth Spec		1	1
Parent Facilitator		3	2
District Secretary		2	2
Office Clerk		1	1
	Totals	26.35	25.35

Citrus County School Board
District Level Cost Center Budgets
2017-2018

Cost Center:	Planning & Growth Management	Cost Center Number:	9012

*Included in the budget amounts are the following special programs administered by this cost center:

Project #	Description	Amount
57750	Planning & Growth Management	$25,160.00

Program Information / Service Provided

The Planning and Growth Management Department provides the following support and services:

* Oversees the process for updating/revising School Board Policy including chairing the Policy and Forms Committee.

* Provides planning services to the Citrus County School Board, Superintendent of Schools and Staff.

* Responsible for facility and capital project planning, attendance boundary planning, and land acquisition.

* Functions as a liaison with Local and State Government agencies on these issues and on the timing and funding of public infrastructure that is necessary to

* Oversees and manages the District's process for special attendance requests/attendance zone waivers.

* Oversees and provides support to the Long Range Planning Committee which consists of planning directors from Citrus County, Inverness, and Crystal River. --This group meets on a quarterly/ as needed basis.

* The Director serves as the School Board Representative on the Citrus County Planning and Development Comission which meets on a bimonthly basis.

*Staff regularly attends local citizens and professional meetings on a monthly basis such as the Citrus County Council, which is a consortium of property owners associations, and the Citrus County Realtor's Association to make sure accurate information is shared with stakeholders in the Community.

Project Budget Highlights

School Board Policy Consultant	$3,200.00
Valorum Adjustment Board	$14,500.00

Citrus County School Board
District Level Cost Center Budgets
2017-2018

Cost Center: **9012 Planning & Growth Management**

Object	Description	2016-2017 Original Budget	2016-2017 Expenditures	2017-2018 Budget	Change in 2018 Budget to 2017 Expenditures
100	Salaries	126,805.26	126,778.69	129,159.14	2,380.45
200	Benefits	21,265.25	21,173.42	22,176.62	1,003.20
300	Purchased Services	4,260.00	1,500.00	3,760.00	2,260.00
400	Energy Services	-			-
500	Materials & Supplies	800.00	524.40	500.00	(24.40)
600	Capital Outlay				-
700	Other Expenses	19,500.00	16,756.00	20,839.24	4,083.24
	Total	172,630.51	166,732.51	176,435.00	9,702.49

Cost Center: **9012 Staff Data**

Description		2016-2017	2017-2018
Director, Planning & Growth Management		1	1
Planning and Growth Management Tech.		1	1
	Totals	2	2

Citrus County School Board
District Level Cost Center Budgets
2017-2018

Cost Center:	Code Compliance	Cost Center Number:	9013

*Included in the budget amounts are the following special programs administered by this cost center:

Project #	Description	Amount
58500	Code Compliance	$24,700.00

Program Information / Service Provided

The Code Compliance Department reviews all plans for new construction, renovation and remodeling for code and safety compliance. The department ensures all inspections are completed as required. In addition the department responds to all safety and environmental concerns.

Project Budget Highlights

Radio Repair and Maintenance	$6,000.00
Safety Shoes	$6,500.00

Citrus County School Board
District Level Cost Center Budgets
2017-2018

Cost Center: 9013 Code Compliance

Object	Description	2016-2017 Original Budget	2016-2017 Expenditures	2017-2018 Budget	Change in 2018 Budget to 2017 Expenditures
100	Salaries	108,449.82	104,952.91	105,587.78	634.87
200	Benefits	22,987.04	24,847.07	29,649.42	4,802.35
300	Purchased Services	234,460.00	124,294.20	195,500.00	71,205.80
400	Energy Services				-
500	Materials & Supplies	38,650.00	14,157.07	7,000.00	(7,157.07)
600	Capital Outlay	21,581.72	1,453.97	30,300.00	28,846.03
700	Other Expenses	2,250.00	995.00	4,500.00	3,505.00
	Total	428,378.58	270,700.22	372,537.20	101,836.98

Cost Center: 9013 Staff Data

Description		2016-2017	2017-2018
Health/Safety Specialist		1	1
Enviro/Safety Project Leader		1	1
	Totals	2	2

Citrus County School Board
District Level Cost Center Budgets
2017-2018

Cost Center:	Technical Resource Center	Cost Center Number:	9016

*Included in the budget amounts are the following special programs administered by this cost center:

Project #	Description	Amount
50100	Technology Resource Center	$720,146.00

Program Information / Service Provided

The mission of the Technology Resource Center is to provide the Citrus County Schools community with the systems, resources, training and support necessary to meet their administrative and instructional needs. The department provides these services and resources to support school and district goals. Programs and services provided by this cost center include:

- Resources and materials for professional development
- Resources and materials for classroom curriculum support
- Implementation of comprehensive district technology plan
- District's largest and most centralized meeting and training space
- Core district technology hardware and software systems, administrative and instructional
- Maintenance and support of district computer network infrastructure
- Maintenance, support, and repair of district and school computer servers and workstations
- Maintenance and support of classroom technology at all schools
- Repair and support of district and school audio-visual systems
- District Internet and Intranet-based information systems

Project Budget Highlights

Site Licenses and Access Agreements	$243,841.00
Repair and Maintenance/Hardware Maintenance	$97,200.00

Citrus County School Board
District Level Cost Center Budgets
2017-2018

Cost Center: 9016 Technical Resource Center

Object	Description	2016-2017 Original Budget	2016-2017 Expenditures	2017-2018 Budget	Change in 2018 Budget to 2017 Expenditures
100	Salaries	693,704.31	686,101.72	812,894.50	126,792.78
200	Benefits	177,256.50	176,032.59	217,586.59	41,554.00
300	Purchased Services	618,255.00	640,602.16	571,291.00	(69,311.16)
400	Energy Services	81,000.00	63,956.38	67,000.00	3,043.62
500	Materials & Supplies	1,369,689.27	129,742.23	714,669.46	584,927.23
600	Capital Outlay	305,860.01	37,315.81	91,795.00	54,479.19
700	Other Expenses	26,425.00	1,914.50	29,932.51	28,018.01
	Total	3,272,190.09	1,735,665.39	2,505,169.06	769,503.67

Cost Center: 9016 Staff Data

Description	2016-2017	2017-2018
Director, Technology	1	1
Project Leader Support	1	1
Master Elect Tech AV/Cmp	1	1
District Technology Specialist	2	2
System Specialist	2	2
System Support Specialist	4	4
System Support Specialist, Cameras	0	1
Computer Network Specialist	2	2
District Secretary	1	1
Totals	14	15

Citrus County School Board
District Level Cost Center Budgets
2017-2018

Cost Center:	Exceptional Student Education	Cost Center Number:	9052

*Included in the budget amounts are the following special programs administered by this cost center:

Project #	Description	Amount
00630	Special Olympics	$2,142.00
02910	ADA Professional Development	$3,190.00
10220	Extra Duty Aides	$18,800.00
1705E	SAI ESE Summer School	$56,200.00
38200	Homebound	$7,119.00
520E0	ESE	$39,670.00
52020	Carlton Palms Contract	$14,425.00
52040	ESE/Occupational/Physical Therapy	$363,830.00
52060	ESE/Hearing Impaired	$29,395.00
52070	ESE/Vision	$6,150.00
52080	ESE/Speech/Language	$215,894.00
52090	ESE/Psychologists	$47,297.00
52130	ESE/Gifted	$18,305.00

Program Information / Service Provided

These funds provide materials, equipment, personnel, training, and programs to support ESE students. The Exceptional Student Education Department is a team consisting of Administrators, Specialists, Teachers, School Psychologists, Therapists, Job Coaches, Interpreters, Parent Liaison, and Teacher Aides. The responsibilities of the department include the coordination, planning, implementation, and evaluation of all exceptional education programs and psychological services. This includes the coordination of all ESE projects, reports, grants and budgets as well as the coordination of all ESE federal and state program monitoring and audit activities. We coordinate the development, implementation, and on-going evaluation of exceptional student education curriculum, instructional materials, technology, equipment, and staff development. We are required to develop, implement and monitor the procedures for the identification, placement, and IEP development for all exceptional education students. We provide training, support, and leadership to all school based ESE Specialists in their roles as LEA Representatives. We must maintain knowledge of current federal, state, and local rules, statutes, and policies. We represent the district in all due process proceedings and mediations.

The ESE Department also collaborates with other district departments, school staff, school board members, executive leadership team, department of education, statewide projects (FDLRS, FIN, CARD, SEDNET, PBS, Project 10, etc.) outside agencies, community members, students, and parents. We provide leadership in the development of the district's 504 plan and procedures and support the 504 representatives at each school.

Project Budget Highlights

Contract with OT/PT Therapist	$354,240
Contract with Interpreters	$19,725
Contract with Speech/Language Pathologist	$199,152
Protocol Expenses for Psychologists	$25,000

Citrus County School Board
District Level Cost Center Budgets
2017-2018

Cost Center: 9052 Exceptional Student Education

Object	Description	2016-2017 Original Budget	2016-2017 Expenditures	2017-2018 Budget	Change in 2018 Budget to 2017 Expenditures
100	Salaries	1,191,994.82	587,979.35	1,022,607.19	434,627.84
200	Benefits	324,756.31	140,635.82	284,626.21	143,990.39
300	Purchased Services	633,204.10	49,751.01	658,128.44	608,377.43
400	Energy Services	1,702.40	781.60	644.80	(136.80)
500	Materials & Supplies	66,913.15	35,135.17	82,116.71	46,981.54
600	Capital Outlay	6,269.00	23,472.51	16,204.00	(7,268.51)
700	Other Expenses	25,190.39	7,795.25	20,264.26	12,469.01
	Total	2,250,030.17	845,550.71	2,084,591.61	1,239,040.90

Cost Center: 9052 Staff Data

Description	2016-2017	2017-2018
Director, Exceptional Student Ed	1	1
Coordinator, Except. Student Ed	0.05	0.3
School Psychologist	1.8	2.3
Speach/Language Pathologist	12.8	13.8
Physical Therapist	2	1
Occupational Therapist	1	1
OT/PT Assistant	3	2
Ed Interpreter Level II	1	1
Ed Interpreters Level I	2	2
Ed Interpreters Entry Level	2.5	1.5
ESE Specialist	3	2.82
Teacher, ESE	1	1
Teacher, Gifted	5	5
Teacher, Hearing Impaired	1	1
Teacher, Hospital/Homebound	1	0
Teacher, Visually Impaired	2	2
Teacher, On Special Assignment	2.05	2.05
Teacher Aide, ESE	1.50	1.50
Administrative Secretary	0.95	0.95
Job Coach	1	1
District Secretary	1.05	1.05
Totals	46.70	44.27

Citrus County School District
District Level Cost Center Budgets
2017-2018

Cost Center:	**Facilities, Acquisition and Construction**	**Cost Center Number:**	**9074**

*Included in the budget amounts are the following special programs administered by this cost center:

Project #	Description	**Amount**
57400	Facilities and Construction Operating Budget	$7,200.00

Program Information / Service Provided

The Facilities and Construction Department manages construction projects from planning through post occupancy, maintains the Florida Inventory of School Houses (FISH) and Educational Plant Survey and oversees the prequalification of construction contractors.

Project Budget Highlights

AutoCad	$1,620.00

Citrus County School Board
District Level Cost Center Budgets
2017-2018

Cost Center: 9074 Facilities, Acquisition & Construction

Object	Description	2016-2017 Original Budget	2016-2017 Expenditures	2017-2018 Budget	Change in 2018 Budget to 2017 Expenditures
100	Salaries	233,539.90	237,413.47	230,334.51	(7,078.96)
200	Benefits	68,399.34	63,059.29	68,063.42	5,004.13
300	Purchased Services	2,700.00	1,751.75	2,700.00	948.25
400	Energy Services				-
500	Materials & Supplies	2,675.00	1,823.13	2,900.00	1,076.87
600	Capital Outlay	1,350.00		1,100.00	1,100.00
700	Other Expenses	600.00	275.00	600.00	325.00
	Total	309,264.24	304,322.64	305,697.93	1,375.29

Cost Center: 9074 Staff Data

Description	2016-2017	2017-2018
Director, Fac./Construction	1	1
Project Manager	1	1
Construction Strategies Facilitator	1	1
Administrative Secretary	1	0
District Secretary	0	1
Totals	4	4

Citrus County School Board
District Level Cost Center Budgets
2017-2018

Cost Center:	Maintenance Services	Cost Center Number:	9081

*Included in the budget amounts are the following special programs administered by this cost center:

Project #	Description	Amount
08100	Maintenance Services	$2,470,938.00
08200	Sports Field Maintenance	$178,825.00
08300	Groundskeeping	$395,500.00
08400	Pest Control	$61,023.00
57900	Custodial	$40,245.00

Program Information / Service Provided

The Maintenance Department is responsible for the repair and maintenance of all facilities in the District. All facility deficiencies are repaired and grounds are kept neat and in proper working order according to DOE standards, State Requirements for Educational Facilities (SREF) and the Florida Building Code.

Other areas that fall under the management of maintenance include some Sports Field Maintenance, Integrated Pest Management and Custodial support.

Project Budget Highlights

Lawn Maintenance Contracts	$360,500.00
Replacement Equipment	$60,000.00

Citrus County School Board
District Level Cost Center Budgets
2017-2018

Cost Center: 9081 Maintenance Services

Object	Description	2016-2017 Original Budget	2016-2017 Expenditures	2017-2018 Budget	Change in 2018 Budget to 2017 Expenditures
100	Salaries	1,763,958.75	1,232,613.94	1,790,767.13	558,153.19
200	Benefits	511,812.54	401,755.16	549,809.60	148,054.44
300	Purchased Services	2,148,593.14	77,663.68	2,250,035.00	2,172,371.32
400	Energy Services	13,228.44	10,363.61	11,000.00	636.39
500	Materials & Supplies	584,697.91	246,531.50	725,479.94	478,948.44
600	Capital Outlay	41,226.00	154,809.71	32,150.00	(122,659.71)
700	Other Expenses	1,525.00	2,145.40	1,538.00	(607.40)
	Total	5,065,041.78	2,125,883.00	5,360,779.67	3,234,896.67

Cost Center: 9081 Staff Data

Description	2016-2017	2017-2018
Coordinator, Maintenance	1	1
Project Manager	1	1
Structural & Mechanical Foreman	1	1
Maintenance Project Foreman	1	0
Facilities Specialist	2	3
Maintenance Office Specialist	1	1
Purchasing Agent-Maintenance	1	1
Energy System & Plans Room Mgr	1	1
Dispatcher, Maintenance	1	1
Master Tradesworker-HVAC	1	1
Master Tradesworker -Gen. Construction	2	2
Master Tradesworker -Bldg. Construction	1	1
Master Tradesworker-Electrical	1	1
Master Tradesworker- Locksmith	1	1
Master Tradesworker-Plumber	1	1
Journeyman Tradesworker-Carpenter	2	2
Journeyman Tradesworker-Electrician	3	3
Journeyman Tradesworker-Electronics	2	1
Journeyman Tradesworker-HVAC	5	4
Journeyman Tradesworker-Plumber	2	2
Journeyman Tradesworker-Skld Craftsman	1	1
Journeyman Tradesworker-Pest Control	1	1
Journeyman Tradesworker	0	1
Maintenance Tradesworker	3	3
Maintenance Worker	4	4
Maintenance Helper	3	3
Maint Helper Sportsfield	2	2
Head Custodian	1	1
Custodian	3	2
Totals	49	47

Citrus County School Board
District Level Cost Center Budgets
2017-2018

Cost Center:	Educational Services/Curriculum Instruction	Cost Center Number:	9200

*Included in the budget amounts are the following special programs administered by this cost center:

Project #	Description	Amount
00340	School Related Curriculum	$17,275.00
00480	Math Field Day	$5,000.00
00640	Band Uniforms	$72,562.76
02100	Ed Services	$1,500.00
02200	Ed Services - Elementary	$4,500.00
02300	Ed Services - Vocational	$500.00
02400	Ed Services -Science	$5,000.00
02450	Science Fair	$13,765.00
02700	Ed Services - Language	$1,400.00
03100	Ed Services - Fine Arts	$3,712.00
03700	Ed Services - ESOL	$4,200.00
06300	Ed Services - Physical Education	$10,321.00
18700	Vocational Equipment Repair	$1,000.00
32600	State Competition	$5,000.00

Program Information / Service Provided

The Curriculum and Instruction Cost Center (9200) funds are utilized to provide school cost centers appropriate curriculum in identified content areas. Selection, implementation, and evaluation of curriculum in the different content areas are reviewed and revised through the Curriculum and Instruction Department. The project 9200 supports cost related but not limited to:

- Instructional support materials
- Professional development
- Funding legislative mandates

Educational Services, Curriculum and Instruction Department, shall identify curriculum needs including instruction and assessment materials as well as professional development resources. The materials selection process is completed through collaboration involving district and school based leadership. Whenever possible, the purchased material shall have an element that allows tracking data to monitor progress.

Project Budget Highlights

Interlocal agreement with the City of Inverness for LTS program	$7,500.00
Driver Education Instructors	$30,000.00

Citrus County School Board
District Level Cost Center Budgets
2017-2018

Cost Center: 9200 Educational Services/Curriculum Instruction

Object	Description	2016-2017 Original Budget	2016-2017 Expenditures	2017-2018 Budget	Change in 2018 Budget to 2017 Expenditures
100	Salaries	629,694.13	589,689.40	604,195.78	14,506.38
200	Benefits	158,762.43	134,306.03	162,540.84	28,234.81
300	Purchased Services	219,040.42	59,288.66	184,940.21	125,651.55
400	Energy Services	1,379.70	81.20	1,417.30	1,336.10
500	Materials & Supplies	101,233.61	11,544.78	176,444.02	164,899.24
600	Capital Outlay	25,000.00	2,558.66	30,000.00	27,441.34
700	Other Expenses	145,366.20	10,144.25	121,555.17	111,410.92
	Total	1,280,476.49	807,612.98	1,281,093.32	473,480.34

Cost Center: 9200 Staff Data

Description		2016-2017	2017-2018
Director, Area Sch/Elem Ed		1	1
Director, Area Sch/Sec Ed		1	1
Coordinator of Health, PE & Spec. Prog.		1	0
Coordiantor of Spec Acad Pro		1	1
Teacher, Virtual		1	1
Teacher, On Special Assignment		0	0.25
Reading Coach		0	3
Administrative Secretary		1	1
District Secretary		2	2
	Totals	8	10.25

Citrus County School Board
District Level Cost Center Budgets
2017-2018

Cost Center:	Research and Accountability	Cost Center Number:	9201

*Included in the budget amounts are the following special programs administered by this cost center:

Project #	Description	Amount
03000	Research and Accountability	$30,145.00
03300	Academic Team	$8,080.00
11350	Advanced Placement Tests	$165,075.00
11700	IB Test and Registration	$49,728.00
20650	Post Readiness Test	$3,500.00

Program Information / Service Provided

- Assist in the development of the District Improvement Plan, if required.
- Oversee all District-wide testing and assessment: development of testing calendar and process for collaboration of test materials.
- Responsible for the reporting and analysis of test data and dissemination to schools and district staff.
- Oversee the implementation of Performance Matters/Unify and District Wide assessments
- Coordinate the development of District Calendar committee.
- Provide schools data utilized for the development of their School Improvement Plan.
- Direct responsibility for all statewide assessment administration, reporting and training.
- Oversee the Data Correction process for district and school grades.
- Provide reports; analyze data and assist schools and district personnel in interpreting assessment results.
- Oversee the importing of assessment results into the District Student Information System.
- Coordinate and manage all grants for the Citrus County Schools.
- Develop plan, manage information, and create process that link data to teacher evaluations
- Calculate the student performance portion of teacher and administrator evaluation ratios
- Develop assessments that may be used as data source for teacher evaluations
- Oversee charter schools and the charter school application process
- Oversee national and internation assessments (i.e., ACT, AP, IB)
- Oversee the accountability of SPARs reports
- Oversee the district Commissioner's Academic Challenge program

Project Budget Highlights

SAT/ACT Reports	$1,740.00
Snapshot Cards	$750.00
Dictionaries/Calculators/Headphones	$7,899.00

Citrus County School Board
District Level Cost Center Budgets
2017-2018

Cost Center: 9201 Research & Accountability

Object	Description	2016-2017 Original Budget	2016-2017 Expenditures	2017-2018 Budget	Change in 2018 Budget to 2017 Expenditures
100	Salaries	328,427.95	346,109.64	331,597.84	(14,511.80)
200	Benefits	69,836.08	73,149.05	74,272.05	1,123.00
300	Purchased Services	109,810.00	753.90	4,898.00	4,144.10
400	Energy Services				-
500	Materials & Supplies	14,800.17	1,165.79	13,161.50	11,995.71
600	Capital Outlay				-
700	Other Expenses	8,262.00	225.00	7,205.00	6,980.00
	Total	531,136.20	421,403.38	431,134.39	9,731.01

Cost Center: 9201 Staff Data

Description	2016-2017	2017-2018
Director, Research/Accountability	1	1
Coordinator, Research/Accountability	1	1
Supervisor, Achievement Data Tech	1	1
Program Specialist - Grant Writing	1	1
Administrative Secretary	1	1
Totals	5	5

Citrus County School Board
District Level Cost Center Budgets
2017-2018

Cost Center:	Human Resources	Cost Center Number:	9203

*Included in the budget amounts are the following special programs administered by this cost center:

Project #	Description	Amount
10020	Unemployment Compensation	$30,000.00
10070	Teacher Recruitment & Retention	$3,235.10
50300	Personnel	$37,925.00

Program Information / Service Provided

The Human Resources Department is responsible for managing the following programs and services, including all materials, memberships, publications, and travel associated with these programs and services:
On-line applicant tracking system; employment applications; new hire informational meetings; processing of new hire recommendation, reclassification/transfer, and leave forms; data input and secure storage of applicant and employee information and personnel files; employment verification, including student loans and critical teacher shortage areas; certification, including Highly Qualified; monitoring of out-of-field teachers; substitutes; job descriptions; position vacancy postings; teacher recruitment, including materials and travel to in-state and out-of-state recruiting fairs; position control data; employment data, including updates as required; employee reappointments and issuance of contracts; employee data reports; experience verification; intern placement; athletic, ESOL, and other supplements; School Board policy compliance; district fingerprinting and background checks, including compliance with the Jessica Lunsford Act and related state statutes; investigative and discipline procedures; printing of personnel forms; substitute reimbursement; FMLA; Fair Labor Standards Act; employee retirement and FRS information and paperwork; New Teacher Orientation; retirement plaques and years-of-service pins.

Project Budget Highlights

Unemployment Processiong (UCAC)	$1,140.00
District Fingerprinting	$12,500.00
Attorney Fees	$10,000.00

Citrus County School Board
District Level Cost Center Budgets
2017-2018

Cost Center: 9203 Human Resources

Object	Description	2016-2017 Original Budget	2016-2017 Expenditures	2017-2018 Budget	Change in 2018 Budget to 2017 Expenditures
100	Salaries	637,583.83	688,314.24	645,540.77	(42,773.47)
200	Benefits	222,348.77	194,727.09	213,759.27	19,032.18
300	Purchased Services	25,512.00	24,015.06	25,850.00	1,834.94
400	Energy Services		-		-
500	Materials & Supplies	15,557.95	17,886.85	17,085.10	(801.75)
600	Capital Outlay		1,061.10		(1,061.10)
700	Other Expenses	2,071.00	1,739.00	1,625.00	(114.00)
	Total	903,073.55	927,743.34	903,860.14	(23,883.20)

Cost Center: 9203 Staff Data

Description		2016-2017	2017-2018
Director, HR & Empl Relations		1	1
Coordinator, of Cert & Prof Stand		1	1
Coordinator, Instructional Support for Teachers		1	0
Policy Compliance Officer		1	1
Payroll Specialist		1	1
Payroll Analyst		3	3
Personnel Analyst		5	5
Administrative Secretary		1	1
Switch Board Operator		2	2
	Totals	16	15

Citrus County School Board
District Level Cost Center Budgets
2017-2018

Cost Center:	Risk Management	Cost Center Number:	9213

*Included in the budget amounts are the following special programs administered by this cost center:

Project #	Description	Amount
00050/0005C	Traffic Control & School Security	$99,500.00
18400	Wellness Program	$3,885.50
18650	Property/Casualty/Worker's Comp/Auto Insurance	$1,106,882.00
18660	Flood Insurance	$125,000.00
38400	Safe Schools	$367,469.00
52400	Risk Management	$39,080.00

Program Information / Service Provided

The Risk Management Department is responsible for managing the District's fringe benefits; to include health insurance, 403(b), life, dental, disability, etc.
The department manages all property and casualty insurance, including workers compensation.
The department is responsible for all school safety, the SRO program and the crossing guard contract.

Project Budget Highlights

CCSO School Security	$50,000.00
CCSO Crossing Guards	$49,500.00
CCSO School Resource Officers	$367,469.00
TSA Consultant	$10,000.00
Attorney Fees	$10,000.00
Legislative Consulting Service	$5,000.00

Citrus County School Board
District Level Cost Center Budgets
2017-2018

Cost Center: 9213 Risk Management

Object	Description	2016-2017 Original Budget	2016-2017 Expenditures	2017-2018 Budget	Change in 2018 Budget to 2017 Expenditures
100	Salaries	200,924.28	204,482.14	209,102.37	4,620.23
200	Benefits	62,532.10	59,031.37	64,182.66	5,151.29
300	Purchased Services	346,961.14	54,813.68	427,816.50	373,002.82
400	Energy Services				-
500	Materials & Supplies	11,041.59	6,929.09	4,800.00	(2,129.09)
600	Capital Outlay		321.99		(321.99)
700	Other Expenses	4,165.00	12,869.62	4,000.00	(8,869.62)
	Total	625,624.11	338,447.89	709,901.53	371,453.64

Cost Center: 9213 Staff Data

Description	2016-2017	2017-2018
Director, HR & Risk Management	1	1
Employee Benefit Specialist	1	1
Claims Management Specialist	1	1
District Secretary	1	1
Totals	4	4

Citrus County School Board
District Level Cost Center Budgets
2017-2018

Cost Center:	**Professional Development**	**Cost Center Number:**	**9223**

*Included in the budget amounts are the following special programs administered by this cost center:

Project #	Description	**Amount**
02800	School and Community Relations	$13,700.00
12800	Parent Guide	$8,000.00
14000	Teacher Training	$3,175.00
14500	Leadership Training	$2,000.00
22600	Support Staff Inservice	$475.00
31800	Teacher Retraining (Negotiated)	$15,000.00

Program Information / Service Provided

The Department of Professional Development oversees and supports all professional development offerings in the District.

Project Budget Highlights

Volunteer, Chaperone & Coach Screenings	$10,000.00
Parent Guide printing	$5,500.00

Citrus County School Board
District Level Cost Center Budgets
2017-2018

Cost Center: 9223 Professional Development

Object	Description	2016-2017 Original Budget	2016-2017 Expenditures	2017-2018 Budget	Change in 2018 Budget to 2017 Expenditures
100	Salaries	239,376.38	238,327.35	216,150.94	(22,176.41)
200	Benefits	61,324.75	62,258.90	72,856.38	10,597.48
300	Purchased Services	122,450.94	66,083.47	40,197.25	(25,886.22)
400	Energy Services				-
500	Materials & Supplies	1,400.00	2,241.83	2,622.71	380.88
600	Capital Outlay				-
700	Other Expenses	16,600.00	5,396.00	7,100.00	1,704.00
	Total	441,152.07	374,307.55	338,927.28	(35,380.27)

Cost Center: 9223 Staff Data

Description	2016-2017	2017-2018
Director, Prof. Dev. & Comm. Serv.	1	1
Teacher, On Special Assignment	0	2
Administrative Secretary	1	1
Totals	2	4

Citrus County School Board
District Level Cost Center Budgets
2017-2018

Cost Center:	Transportation Services	Cost Center Number:	9999

*Included in the budget amounts are the following special programs administered by this cost center:

Project #	Description	Amount
00420	Drug and Alcohol Testing	$3,000.00
10140	Extended School Year	$9,373.00
36000	Substitute Bus Drivers	$99,000.00
37900	Overtime	$114,300.00
379E0	Extra Duty	$57,600.00
59700	Transportation Operations	$1,962,120.00
597W0	White Fleet	$264,420.00

Program Information / Service Provided

The Transportation Services Department is responsible for facilitating the transportation needs for students and staff. These responsibilities include the provision of transportation services for students traveling to and from school daily; the provision of transportation services to and from school sponsored activities, such as, field trips (academic and athletic), remediation programs (afterschool programs), and work programs; and purchasing, servicing, and maintaining all district vehicles and school buses. Staff is also responsible for reporting eligible students for transportation FTE funds to DOE.

Project Budget Highlights

Bus Repair Parts	$450,000.00
Bus Tires	$133,000.00
Diesel Fuel	$1,167,060.00
Gasoline Fuel	$189,660.00
Replace White Fleet Vehicles	$83,220.00

Citrus County School Board
District Level Cost Center Budgets
2017-2018

Cost Center: 9999 Transportation Services

Object	Description	2016-2017 Original Budget	2016-2017 Expenditures	2017-2018 Budget	Change in 2018 Budget to 2017 Expenditures
100	Salaries	4,270,912.67	4,234,996.69	4,403,392.17	168,395.48
200	Benefits	1,419,106.13	1,348,050.04	1,560,852.48	212,802.44
300	Purchased Services	116,431.04	581,740.41	397,402.00	(184,338.41)
400	Energy Services	1,365,137.69	838,002.76	1,378,520.00	540,517.24
500	Materials & Supplies	733,544.21	719,583.10	709,900.00	(9,683.10)
600	Capital Outlay	375,000.00	20,098.90	92,220.00	72,121.10
700	Other Expenses	98,210.00	126,463.15	99,014.90	(27,448.25)
	Total	8,378,341.74	7,868,935.05	8,641,301.55	772,366.50

Cost Center: 9999 Staff Data

Description	2016-2017	2017-2018
Coordinator, Transportation	1	1
Transportation Fleet Manager	1	1
Transportation Analyst	17	16
Bookkeeper, District	0	0
Route Manager	3	3
Training Program Leader	1	1
Bus Operator Trainer/Instructor	4	5
Bus Driver	142	145
Shuttle Driver	0	0
Shop Foreman	3	3
Vehicle Maint. Tech.	7	7
Line Mechanic	6	6
Mechanic Helper	1	1
Bus Aide	2	6
Totals	188	195

SCHOOLS
and
STAFFING

Citrus County School District
Schools and Special Centers Budget Comparison

	Description	2016-2017 Actuals	2017-2018 Budget	2016-2017 to 2017-2018 Change	Percent
Elementary Schools (K - 5)					
0021	Pleasant Grove Elementary	4,189,947.72	3,899,384.76	(290,562.96)	-6.93%
0025	Forest Ridge Elementary	4,355,116.81	4,144,507.67	(210,609.14)	-4.84%
0032	Inverness Primary	4,059,190.62	3,743,556.65	(315,633.97)	-7.78%
0035	Central Ridge Elementary	3,958,049.22	3,742,159.65	(215,889.57)	-5.45%
0061	Floral City Elementary	2,660,338.85	2,429,645.69	(230,693.16)	-8.67%
0071	Homosassa Elementary	2,402,798.43	2,381,929.59	(20,868.84)	-0.87%
0102	Crystal River Primary	3,713,163.37	3,516,555.54	(196,607.83)	-5.29%
0161	Lecanto Primary	4,340,586.06	4,060,176.12	(280,409.94)	-6.46%
0171	Hernando Elementary	4,076,911.62	4,228,882.59	151,970.97	3.73%
0181	Citrus Springs Elementary	4,158,789.00	3,825,377.53	(333,411.47)	-8.02%
0191	Rock Crusher Elementary	3,836,402.12	3,762,144.46	(74,257.66)	-1.94%
	Total Elementary Schools	$ 41,751,293.82	$ 39,734,320.25	$ (2,016,973.57)	-4.83%
Middle School (6-8)					
0042	Inverness Middle	6,280,175.09	5,979,885.60	(300,289.49)	-4.78%
0083	Crystal River Middle	4,744,957.54	4,648,770.56	(96,186.98)	-2.03%
0162	Lecanto Middle	4,556,010.59	4,380,882.48	(175,128.11)	-3.84%
0211	Citrus Springs Middle	4,958,343.74	4,528,600.26	(429,743.48)	-8.67%
	Total Middle Schools	$ 20,539,486.96	$ 19,538,138.90	$ (1,001,348.06)	-4.88%
High School (9-12)					
0031	Citrus High	8,852,535.80	8,265,857.46	(586,678.34)	-6.63%
0121	Crystal River High	8,254,470.15	7,952,711.00	(301,759.15)	-3.66%
0163	Lecanto High	9,599,933.31	8,877,908.47	(722,024.84)	-7.52%
	Total High Schools	$ 26,706,939.26	$ 25,096,476.93	(1,610,462.33)	-6.03%
	Total Schools	$ 88,997,720.04	$ 84,368,936.08	$ (4,628,783.96)	-5.20%
0131	Withlacoochee Technical	4,250,544.80	4,909,897.21	659,352.41	15.51%
0141	Marine Science Station	387,176.17	282,622.92	(104,553.25)	-27.00%
0201	CREST	3,687,822.60	3,420,124.50	(267,698.10)	-7.26%
0321	Renaissance Center	911,572.84	904,669.22	(6,903.62)	-0.76%
7006	Citrus Virtual Instruction	88,838.65	123,050.00	34,211.35	38.51%
8001	Cypress Creek (DJJ Facility)	746,051.90	755,267.00	9,215.10	1.24%
	Total "Special" Centers	$ 10,072,006.96	$ 10,395,630.85	$ 323,623.89	3.21%
	Overall Total School Budgets	$ 99,069,727.00	$ 94,764,566.93	$ (4,305,160.07)	-4.35%

2017 - 2018 School Staffing Budgeted Plan and Salary Sheet

School	Admin Units	Instr Units	Support Units	Total Units	Admin. Salary Expense	Instructional Salary Expense	Support Salary Expense	Total Salary Expense	School Enrollment as of 9/5/17	Expenditure Per Pupil	Base Student Allocation Percentage
Central Ridge Elementary	2	54	28	84	$168,523	$2,096,549	$339,689	**$2,604,761**	806	$3,232	76.9%
Citrus Springs Elementary	2	54	30	86	$154,996	$2,255,493	$371,047	**$2,781,537**	694	$4,008	95.3%
Crystal River Primary	2	51	30	83	$158,349	$1,947,051	$385,785	**$2,491,185**	677	$3,680	87.5%
Floral City Elementary	2	29	18	49	$148,980	$1,336,748	$254,857	**$1,740,585**	394	$4,418	105.1%
Forest Ridge Elemantary	2	52	32	86	$162,175	$2,355,740	$406,703	**$2,924,618**	717	$4,079	97.0%
Hernando Elementary	2	54	34	90	$156,600	$2,379,003	$408,239	**$2,943,842**	731	$4,027	95.8%
Homosassa Elemantary	2	31	17	50	$153,094	$1,306,622	$244,585	**$1,704,301**	398	$4,282	101.9%
Inverness Primary	2	49	29	80	$151,468	$2,110,540	$429,736	**$2,691,744**	681	$3,953	94.0%
Lecanto Primary	2	54	27	83	$159,975	$2,373,124	$380,099	**$2,913,198**	765	$3,808	90.6%
Pleasant Grove Elementary	2	50	30	82	$150,949	$2,361,371	$400,182	**$2,912,502**	665	$4,380	104.2%
Rock Crusher Elementary	2	47	27	76	$154,282	$2,182,757	$404,857	**$2,741,897**	631	$4,345	103.4%
Elementary School Total	22	525	302	849	$1,719,390	$22,705,000	$4,025,779	**$28,450,170**	7159	$4,019.20	95.6%
Citrus Springs Middle	3	54	31	88	$239,316	$2,451,299	$501,306	**$3,191,921**	799	$3,995	95.0%
Crystal River Middle	3	55	32	90	$238,761	$2,506,528	$500,164	**$3,245,453**	826	$3,929	93.5%
Inverness Middle	3	69	37	109	$255,230	$3,311,124	$563,004	**$4,129,358**	1048	$3,940	93.7%
Lecanto Middle	3	51	34	88	$229,976	$2,343,112	$538,597	**$3,111,685**	769	$4,046	96.3%
Middle School Total	12	229	134	375	$963,283	$10,612,063	$2,103,071	**$13,678,418**	3442	$3,977.66	94.6%
Citrus High	4	93	41	138	$308,914	$4,503,183	$770,557	**$5,582,654**	1428	$3,909	93.0%
Crystal River High	4	84	44	132	$333,800	$4,164,925	$805,566	**$5,304,291**	1320	$4,018	95.6%
Lecanto High	4	96	46	146	$319,760	$4,794,104	$876,357	**$5,990,222**	1639	$3,655	86.9%
High School Total	12	273	131	416	$962,474	$13,462,212	$2,452,480	**$16,877,166**	4387	$3,860.88	91.8%
CREST	2	28	45	75	$166,611	$1,289,821	$962,453	**$2,418,885**	115	$21,034	500.3%
Withlacoochee Technical	3	21	32	56	$242,846	$989,977	$883,477	**$2,116,301**	415	$5,100	121.3%
Alternative School Total	5	49	77	131	$409,457	$2,279,798	$1,845,930	**$4,535,186**	530	$13,066.65	310.8%
TOTALS	**51**	**1076**	**644**	**1771**	**$4,054,605.33**	**$49,059,073.34**	**$10,427,260.75**	**$63,540,939.42**	**15518**		

2017 - 2018 Base Student Allocation for FEFP ***$4,203.95***

2017-2018 ELEMENTARY SCHOOL STAFFING PLAN

POPULATION	<450 Students		450 Students		650 Students		850 Students		1100 Students	
POSITION	**#**	**Days**	**#**	**Days**	**#**	**Days**	**#**	**Days**	**#**	**Days**
Principal	**1**	251	**1**	251	**1**	251	**1**	251	**1**	251
Assistant Principal	**1**	216	**1**	216	**1**	216	**1**	216	**2**	216
TOSA/Curriculum*	**.5**	196	**1**	196	**1**	196	**1**	196	**2**	201
ESE Specialist **	**	211	**	211	**	211	**	211	**	211
TOSA/Media/Tech	**1**	196	**1**	196	**1**	196	**1**	196	**1**	201
Certified School Counselor	**1**	196	**1**	196	**1**	206	**1**	206	**1**	206
Principal's Secretary	**1**	251	**1**	251	**1**	251	**1**	251	**1**	251
Bookkeeper/Data/ Guidance Sec.	**1**	217	**2**	217	**3**	217	**4**	217	**4**	217
Health Room Att	**1**	181	**1**	181	**1**	181	**1**	181	**1**	181
Office Clerk									**1**	181
Technology Lab Aide	**1**	181	**1**	181	**1**	181	**1**	181	**1**	181

Instructional Unit- TOSA for Curriculum/Literacy/Staff Development** PLEASE NOTE: the additional Instructional Unit is not an automatically funded position. The funding of this position is contingent upon available funding.* Dependent Upon ESE Population

TEACHER AIDES	
Enrollment	**Allocation**
1-500	1
501-750	2
751-900	3
901-	4

SPECIAL INSTRUCTIONAL UNITS	
Physical Education	1 teacher per 13 instructional units
Art	1 teacher per 25 instructional units
Music	1 teacher per 25 instructional units
Ratios in PE, Art, Music represent target figures which will be phased in based upon available funding (based on district staffing not CSR staffing levels).	

SAI AIDES
Contingent upon available funding.

Board approved 5/12/2015

20176-2018 MIDDLE SCHOOL STAFFING PLAN

POPULATION	750 Students		1000 Students		1250 Students	
POSITION	**#**	**DAYS**	**#**	**DAYS**	**#**	**DAYS**
Principal	**1**	251	**1**	251	**1**	251
Assistant Principal	**2**	216	**2**	216	**3**	216
TOSA/SS			**1**	196	**1**	196
TOSA/Curriculum*****	**1**	201	**1**	201	**1**	201
ESE Specialist ******	******	211	******	211	******	211
Media Specialist	**1**	201	**1**	201	**1**	201
Certified School Counselor	**2**	211	**3**	211	**3**	211
Principal's Secretary	**1**	251	**1**	251	**1**	251
Bookkeeper	**1**	217	**1**	217	**1**	217
Data Secretary	**1**	251	**1**	251	**1**	251
Guid/School Secretary	**2**	217	**2**	217	**3**	217
Health Room Attendant	**1**	181	**1**	181	**1**	181
Office Clerk			**1**	181	**2**	181
ISS Aide	**1**	181	**1**	181	**1**	181
Tech Support Specialist	**1**	251	**1**	251	**1**	251

*****Instructional Unit- TOSA for Curriculum/Literacy/Staff Development
PLEASE NOTE: the additional Instructional Unit is not an automatically funded position. The funding of this position is contingent upon available funding.

****** Dependant Upon ESE Population

MIDDLE SCHOOL TEACHER AIDES and SAI AIDES
Contingent Upon Available Funding

Board approved 5/12/2015

2017-2018 HIGH SCHOOL STAFFING PLAN

POPULATION	1250 Students		1500 Students		1750 Students	
POSITION	**#**	**Days**	**#**	**Days**	**#**	**Days**
Principal	**1**	251	**1**	251	**1**	251
Assistant Principal	**1**	251	**1**	251	**1**	251
Assistant Principal	**2**	216	**2**	216	**2**	216
TOSA/SS	**1**	196	**2**	196	**2**	196
Assessment Specialist	**1**	201	**1**	201	**1**	201
ESE Specialist**	**	216	**	216	**	216
Media Specialist	**1**	201	**1**	201	**1**	201
Certified School Counselor	**4**	216	**5**	216	**5**	216
Activities Director	**.5**	201	**.5**	201	**.5**	201
Principal's Secretary	**1**	251	**1**	251	**1**	251
Bookkeeper	**1**	251	**1**	251	**1**	251
Data Secretary	**1**	251	**1**	251	**2**	251
Guid/School Secretary	**2**	217	**3**	217	**3**	217
Media Aide	**1**	181	**1**	181	**1**	181
Health Room Attendant	**1**	181	**1**	181	**1**	181
Office Clerk	**2**	217	**2**	217	**2**	217
Office Clerk	**1**	202	**2**	202	**2**	202
Registrar	**1**	251	**1**	251	**1**	251
ISS Aide	**1**	181	**1**	181	**1**	181
Tech Support Specialist	**1**	251	**1**	251	**1**	251

HIGH SCHOOL SAI AIDES
Contingent upon available funding.

***One district level Reading TOSA assigned to work with the three high schools.

**** Dependant Upon ESE Population

Board approved 5/12/2015

2017-2018 CREST STAFFING PLAN

SERVICE UNITS	DAYS
1 Principal	251
1 Assistant Principal	216
1 ESE Specialist	216
1 Media Specialist	201
.5 Psychologist (share with REN)	216
.5 Guidance Counselor (share with REN)	206
1 Behavior Specialist/TOSA	196
1 Behavior Specialist/TOSA	216
1 Curriculum/TOSA	196

CLERICAL/SUPPORT UNITS	DAYS
1 Principal's Secretary	251
1 Data Secretary	251
1 School Office Clerk	181
1 Health Room Attendant	181
1 Computer Lab Aide	181

TEACHER AIDES
Contingent upon available funding.

Board approved 5/23/2013

2017-2018 WITHLACOOCHEE TECHNICAL COLLEGE STAFFING PLAN

SERVICE UNITS	DAYS
1 Director	251
1 Assistant Director	251
1 Assistant Director	216
1 Supervisor, Criminal Justice Acad.	251
1 Media Specialist	216
1 Certified School Counselors	217
** ESE Specialist	211
1 Financial Aid Advisor	217

** Dependent upon ESE population

TEACHER AIDES
Contingent upon available funding.

CLERICAL UNITS	DAYS
1 Business Office & Financial Aid Specialist	251
1 Bookkeeper, WTC	251
1 Secretary to Director	251
1 Data Secretary	251
1 Registrar	251
2 Guidance Secretaries	251
3 Secretaries	251
1 Office Clerk	251
1 Purchasing Agent	251
1 Assistant Bookkeeper	251
1 Financial Aid Specialist	251
1 Technology Support Specialist	251
2 Career Advisors	196
1 Application Support Analyst	251

Board approved 5/12/2015

STUDENT ENROLLMENT

Citrus County School District
2017-2018
Enrollment Count as of 9/5/17

School Name	Grade	Fish Capacity as of 02/20/17	2017-2018 Projections as of 03/07/17	Enrolled as of 09/05/17	Est Avail Space (Capacity - Enrolled)	Utilization Rate (Enrolled / Capacity)
Central Ridge Elementary	PK		40	41		
Central Ridge Elementary	KG		109	120		
Central Ridge Elementary	P3		0	5		
Central Ridge Elementary	01		124	128		
Central Ridge Elementary	02		110	122		
Central Ridge Elementary	03		142	141		
Central Ridge Elementary	04		101	109		
Central Ridge Elementary	05		147	140		
Central Ridge Elementary Total		**810**	**773**	**806**	**4**	**100%**
Citrus Springs Elementary	PK		30	30		
Citrus Springs Elementary	KG		96	88		
Citrus Springs Elementary	P3		0	3		
Citrus Springs Elementary	01		110	103		
Citrus Springs Elementary	02		103	112		
Citrus Springs Elementary	03		121	110		
Citrus Springs Elementary	04		131	121		
Citrus Springs Elementary	05		132	127		
Citrus Springs Elementary Total		**810**	**723**	**694**	**116**	**86%**
Crystal River Primary	PK		30	38		
Crystal River Primary	P3		0	2		
Crystal River Primary	KG		90	118		
Crystal River Primary	01		89	106		
Crystal River Primary	02		90	95		
Crystal River Primary	03		111	96		
Crystal River Primary	04		98	116		
Crystal River Primary	05		104	106		
Crystal River Primary Total		**661**	**612**	**677**	**-16**	**102%**
Floral City Elementary	PK		25	28		
Floral City Elementary	KG		48	50		
Floral City Elementary	P3		0	3		
Floral City Elementary	01		56	59		
Floral City Elementary	02		60	64		
Floral City Elementary	03		53	58		
Floral City Elementary	04		59	60		
Floral City Elementary	05		59	72		
Floral City Elementary Total		**497**	**360**	**394**	**103**	**79%**
Forest Ridge Elementary	PK		30	32		
Forest Ridge Elementary	KG		99	99		
Forest Ridge Elementary	P3		0	8		
Forest Ridge Elementary	01		104	112		
Forest Ridge Elementary	02		114	105		
Forest Ridge Elementary	03		111	123		
Forest Ridge Elementary	04		108	117		
Forest Ridge Elementary	05		117	121		
Forest Ridge Elementary Total		**759**	**683**	**717**	**42**	**94%**
Hernando Elementary	PK		30	42		
Hernando Elementary	KG		101	115		
Hernando Elementary	P3		0	3		
Hernando Elementary	01		114	106		
Hernando Elementary	02		114	125		
Hernando Elementary	03		95	107		
Hernando Elementary	04		114	125		
Hernando Elementary	05		98	108		
Hernando Elementary Total		**754**	**666**	**731**	**23**	**97%**
Homosassa Elementary	PK		25	25		
Homosassa Elementary	KG		45	76		
Homosassa Elementary	01		49	57		
Homosassa Elementary	02		44	64		
Homosassa Elementary	03		45	56		
Homosassa Elementary	04		39	56		
Homosassa Elementary	05		44	64		
Homosassa Elementary Total		**412**	**291**	**398**	**14**	**97%**
Inverness Primary	PK		35	38		
Inverness Primary	KG		109	108		
Inverness Primary	P3		0	2		
Inverness Primary	01		115	101		
Inverness Primary	02		100	92		
Inverness Primary	03		113	122		
Inverness Primary	04		119	100		
Inverness Primary	05		110	118		
Inverness Primary Total		**766**	**701**	**681**	**85**	**89%**

Citrus County School District
2017-2018
Enrollment Count as of 9/5/17

School Name	Grade	Fish Capacity as of 02/20/17	2017-2018 Projections as of 03/07/17	Enrolled as of 09/05/17	Est Avail Space (Capacity - Enrolled)	Utilization Rate (Enrolled / Capacity)
Lecanto Primary	PK		32	26		
Lecanto Primary	KG		126	95		
Lecanto Primary	P3		0	3		
Lecanto Primary	01		145	140		
Lecanto Primary	02		121	112		
Lecanto Primary	03		142	142		
Lecanto Primary	04		145	117		
Lecanto Primary	05		133	130		
Lecanto Primary Total		**858**	**844**	**765**	**93**	**89%**
Pleasant Grove Elementary	PK		32	41		
Pleasant Grove Elementary	KG		106	103		
Pleasant Grove Elementary	P3		0	6		
Pleasant Grove Elementary	01		115	86		
Pleasant Grove Elementary	02		120	111		
Pleasant Grove Elementary	03		135	100		
Pleasant Grove Elementary	04		117	93		
Pleasant Grove Elementary	05		139	125		
Pleasant Grove Elementary Total		**757**	**764**	**665**	**92**	**88%**
Rock Crusher Elementary	PK		45	42		
Rock Crusher Elementary	KG		89	100		
Rock Crusher Elementary	P1		0	0		
Rock Crusher Elementary	P3		0	4		
Rock Crusher Elementary	01		91	105		
Rock Crusher Elementary	02		108	96		
Rock Crusher Elementary	03		90	86		
Rock Crusher Elementary	04		113	105		
Rock Crusher Elementary	05		96	93		
Rock Crusher Elementary Total		**699**	**632**	**631**	**68**	**90%**
Elementary School Total		**7,783**	**7,049**	**7,159**	**624**	**92%**
Citrus Springs Middle	06		279	266		
Citrus Springs Middle	07		248	244		
Citrus Springs Middle	08		306	289		
Citrus Springs Middle Total		**867**	**833**	**799**	**68**	**92%**
Crystal River Middle	06		257	287		
Crystal River Middle	07		228	260		
Crystal River Middle	08		238	279		
Crystal River Middle Total		**1,215**	**723**	**826**	**389**	**68%**
Inverness Middle	06		390	346		
Inverness Middle	07		361	346		
Inverness Middle	08		356	356		
Inverness Middle Total		**1,352**	**1,107**	**1,048**	**304**	**78%**
Lecanto Middle	06		281	266		
Lecanto Middle	07		272	245		
Lecanto Middle	08		263	258		
Lecanto Middle Total		**860**	**816**	**769**	**91**	**89%**
Middle School Total		**4,294**	**3,479**	**3,442**	**852**	**80%**
Citrus High	09		376	375		
Citrus High	10		371	367		
Citrus High	11		331	341		
Citrus High	12		370	345		
Citrus High Total		**1,741**	**1,448**	**1,428**	**313**	**82%**
Crystal River High	P0		10	3		
Crystal River High	P1		0	1		
Crystal River High	P2		0	2		
Crystal River High	P3		0	0		
Crystal River High	KG		0	0		
Crystal River High	09		366	362		
Crystal River High	10		362	340		
Crystal River High	11		314	313		
Crystal River High	12		273	299		
Crystal River High Total (with PK)		**1,477**	**1,325**	**1,320**	**157**	**89%**
Lecanto High	09		438	480		
Lecanto High	10		373	419		
Lecanto High	11		367	352		
Lecanto High	12		398	388		
Lecanto High Total		**1,733**	**1,576**	**1,639**	**94**	**95%**
High School Total (with PK)		**4,951**	**4,349**	**4,387**	**564**	**89%**

Citrus County School District
2017-2018
Enrollment Count as of 9/5/17

School Name	Grade	Fish Capacity as of 02/20/17	2017-2018 Projections as of 03/07/17	Enrolled as of 09/05/17	Est Avail Space (Capacity - Enrolled)	Utilization Rate (Enrolled / Capacity)
Academy of Environmental Science	09			44		
Academy of Environmental Science	10			16		
Academy of Environmental Science	11			6		
Academy of Environmental Science	12			0		
Academy of Environmental Science Total**		**108**		**66**	**42**	**61%**
CREST	PK			0		
CREST	KG			0		
CREST	01			2		
CREST	02			4		
CREST	03			7		
CREST	04			6		
CREST	05			8		
CREST	06			8		
CREST	07			10		
CREST	08			6		
CREST	09			5		
CREST	10			14		
CREST	11			11		
CREST	12			34		
CREST	GD			0		
CREST Total		**304**		**115**	**189**	**38%**
MycroSchool	09			6		
MycroSchool	10			12		
MycroSchool	11			11		
MycroSchool	12			31		
MycroSchool	30			0		
MycroSchool	GD			0		
MycroSchool Total**		**125**		**60**	**65**	**48%**
Renaissance/SRMI	06			10		
Renaissance/SRMI	07			21		
Renaissance/SRMI	08			22		
Renaissance/SRMI	09			29		
Renaissance/SRMI	10			18		
Renaissance/SRMI	11			9		
Renaissance/SRMI	12			5		
Renaissance/SRMI Total		**266**		**114**	**152**	**43%**
Withlacoochee Technical College	PK			0		
Withlacoochee Technical College	KG			0		
Withlacoochee Technical College	08			0		
Withlacoochee Technical College	09			0		
Withlacoochee Technical College	10			0		
Withlacoochee Technical College	11			23		
Withlacoochee Technical College	12			30		
Withlacoochee Technical College	30			46		
Withlacoochee Technical College	31			316		
Withlacoochee Technical College Total		**795**		**415**	**380**	**52%**
Alternative School Total		**1,598**		**770**	**828**	**48%**
District Total (PK-12) without Alternative Schools		***17,028***	***14,877***	***14,988***	***2,040***	***88%***
District Total with Alternative Schools		***18,626***		***15,758***	***2,868***	***85%***

Prepared by Department of Planning and Growth Management. Contact 352-746-3960 for questions or clarification.

FISH numbers fluctuate based on DOE inspection and classification criteria in addition to facility changes.

Schools identified in red are considerad to be at capacity because they are at 90% or above.

Schools identified in yellow are considered to be at capacity for one or more grade levels.

Schools in green are not at capacity for any grade level.

*Students "Co-Enrolled" between the High Schools and WTC are counted within the "Enrollment" totals for each High School. They ARE counted in the "Enrollment" total for WTC as seats taken towards capacity.

**Please note that the AES and MycroSchool are CCSB Public sponsored Charter Schools.

DEBT SERVICE FUNDS

DEBT SERVICE FUNDS

The Debt Service Funds are used to account for the payment of principal, interest and other costs associated with the District's outstanding capital debt. The District maintains three funds to record the debt service. The funds are Capital Outlay Bond Issues (COBI), Other Debt Service and ARRA Economic Stimulus Debt Service.

Capital Outlay Bond Issues (COBI)

Collections from the State's Motor Vehicle License Tax are allocated to school districts and community colleges based upon a constitutional funding formula. Funds from CO & DS may be used for projects on the District's Project Priority List (PPL) and should be used in order of priority need. After June 30 of each year, the district receives from the state a "book entry" showing the status of our account.

ARRA Economic Stimulus Debt Service

The American Recovery and Reinvestment Act (ARRA) of 2009 authorized the issuance of Qualified School Construction Bonds (QSCBs) to finance school construction and other eligible projects for public schools. A QSCB is an interest-free bond issued by a state or local governmental entity. Instead of receiving periodic interest payments from the issuer, the QSCB bondholder receives a federal income tax credit while the bond is outstanding. The District's debt service obligation is only for the principal amount of the bonds. In May, 2010, the District issued $35,000,000 in QSCBs for the construction, renovation and remodeling of Crystal River High School.

In 2017 the district made the second payment into a "sinking fund". This fund is accumulated and set aside by the school district for the purpose of redeeming the $35,000,000 bond principal payment in 2027.

Citrus County School District
Debt Service

	Account Number	2015-2016 Actuals	2016-2017 Actuals	2017-2018 Budget	2016-2017 to 2017-2018 Change	Percent
ESTIMATED REVENUES						
State Sources:						
CO & DS Withheld for SBE/COBI Bonds	3322	448,522	457,518	459,000	1,483	0.32%
SBE/COBI Bond Interest	3326	85	125	200	76	60.64%
Total State Sources		448,607	457,642	459,200	1,558	0.34%
OTHER FINANCING SOURCES						
Proceeds of Refunding Bonds	3715					
Premium on Refunding Bonds	3792					
Payment to Refunded Bond Escrow Agent	761X					
Transfers In:						
From Capital Projects Fund	3630	2,767,451	2,763,405	2,746,209	-17,196	-0.62%
Total Other Financing Sources		2,767,451	2,763,405	2,746,209	-17,196	-0.62%
Beginning Fund Balance	2800	39,232	2,313,719	4,592,746	2,279,027	98.50%
TOTAL ESTIMATED REVENUES, OTHER FINANCING SOURCES, AND FUND BALANCE	3000	3,255,290	5,534,766	7,798,155	2,263,389	40.89%
APPROPRIATIONS						
Redemption of Principal	7100	391,000	420,000	442,000	22,000	5.24%
Interest	7200	550,432	521,876	483,680	-38,196	-7.32%
Dues & Fees	7300	139	144	200	56	38.57%
Total Appropriations		941,571	942,020	925,880	-16,140	-1.71%
Ending Fund Balance	2700	2,313,719	4,592,746	6,872,275	2,279,529	49.63%
TOTAL APPROPRIATIONS, OTHER FINANCING USES, AND FUND BALANCES		3,255,290	5,534,766	7,798,155	2,279,476	41.18%

CAPITAL FUNDS

CAPITAL PROJECTS FUNDS

The Capital Projects Funds account for the financial resources used for equipment, buses, fleet vehicles, technology, enterprise software, property and casualty insurance, and the construction, maintenance, renovation and remodeling of educational facilities. The major sources of revenue for the Capital Projects Funds are state and local revenue.

State Sources

Public Education Capital Outlay (PECO)

Pursuant to Article XII, section 9(a)(2) of the Florida Constitution, PECO consists of revenues derived from the collection of the gross receipts tax on utilities, including transfers from the Communications Services Tax and through the issuance of bonds supported by these revenues. PECO maintenance may be used for remodeling, renovation, maintenance, repairs and site improvements for existing satisfactory facilities; these funds assist school districts in expanding or upgrading educational plants to prolong the useful life of the facilities.

Capital Outlay and Debt Service (CO&DS)

Pursuant to Article XII, section 9(d) of the Florida Constitution, the first proceeds from the tax on motor vehicle licenses are available to school districts for capital outlay purposes. CO & DS funds may be used for capital outlay projects included on a school district's Project Priority List, which is developed from the educational plant survey as approved by the Florida Department of Education.

CAPITAL PROJECTS FUNDS

Local Sources

Property Taxes levied

School boards may levy up to 1.5 mills as prescribed in section 1011.71(2), Florida Statute. Section 1011.71 (2)(a)-(j) authorizes school boards to expend the funds raised for costs of construction, renovation, remodeling, maintenance and repair of the education plant. These funds may also be used for expenditures that are directly related to the delivery of student instruction, conversion of space, a new school's library media center collection, school buses, servicing of payments related to lease-purchase agreement, equipment, computers and enterprise software. In addition, section 1011.71(5) authorizes school boards to expend up the $100 per unweighted full-time equivalent student for payment of the premiums for property and casualty insurance necessary to insure school district educational plant and ancillary plants.

All proposed expenditures must be identified and advertised during the budget process. Budgeted revenues from local taxes are determined by applying millage levies to 96% of the school taxable property. School board adoption of millage levies is governed by the advertising and public meeting of chapter 200, Florida Statute. Taxes levied in 2017-2018 will generate $13,654,737.

Bonds

School districts are authorized to sell bonds for capital outlay projects to be repaid from local property taxes. The authority for the issuance of the bonds and the repayment from local property taxes is Article VII, section 12 of the Florida Constitution, section 200.001(3)(e), Florida Statute and sections 1010.40 – 1010.55, Florida Statutes.

Impact Fees

Impact Fees are a way to require new development to pay a proportionate share of public infrastructure costs necessitated by its development. Local Impact Fees have been suspended by the Board of County Commissioners effective February 1, 2015. The balance of funds allocated to the school district may be used for additional infrastructure created to accommodate growth.

Citrus County School District
Capital Project Funds

	Account Number	2015-2016 Actuals	2016-2017 Actuals	2017-2018 Budget	2016-2017 to 2017-2018 Change	Percent
ESTIMATED REVENUES						
State Sources:						
CO & DS Distributed	3321	159,747	160,964	160,965	1	0.00%
Interest on Undistributed CO & DS	3325	1,877	10,323	5,669	-4,654	-45.08% *
Public Education Capital Outlay (PECO)	3391	355,808	512,995	342,321	-170,674	-33.27% *
Charter School Funding Capital Outlay	3397	36,479	22,103	15,992	-6,111	-27.65% *
Total State Sources		553,911	706,385	524,947	-181,438	-25.69%
Local Sources:						
District Local Capital Improvement Tax	3413	12,741,500	13,167,245	13,654,737	487,492	3.70%
Interest, Including Profit on Investment	3431	126,495	141,662	100,000	-41,662	-29.41% *
Gain on Sale of Investments	3432					
Net Increase (Decrease) in Fair Value on Investments	3433					
Miscellaneous Local Sources	3495	15,902	11,150	372,605	361,455	3241.75% *
Impact Fees	3496	62,640	294	787,500	787,206	
Total Local Sources:		12,946,537	13,320,351	14,914,842	1,594,491	11.97%
TOTAL ESTIMATED REVENUES		13,500,448	14,026,736	15,439,789	1,413,053	10.07%
OTHER FINANCING SOURCES						
Sale of Bonds	3710					
Loss Recoveries	3740	157,608				
Sale of Surplus	3493					
Sale of Equipment	3733	189	1,917		-1,917	-100.00% *
Proceeds of Certificates of Participation	3750					
Premium on Certificates of Participation	3793					
Transfers In:						
From General Fund	3610					
From Special Revenue	3640					
TOTAL OTHER FINANCING SOURCES		157,797	1,917	0	-1,917	-100.00%
Beginning Fund Balance	2800	28,293,239	22,418,447	22,299,091	-119,356	-0.53%
TOTAL ESTIMATED REVENUES, OTHER FINANCING SOURCES, AND FUND BALANCES	3000	41,951,484	36,447,100	37,738,880	1,291,780	3.54%
APPROPRIATIONS						
Library Books	6100					
Audio-Visual Materials	6200					
Buildings and Fixed Equipment	6300					
Furniture, Fixtures, and Equipment	6400	5,409,824	2,069,806	3,029,370	959,564	46.36% *
Motor Vehicles (Including Buses)	6500	1,085,036		2,227,968	2,227,968	
Land	6600			50,000	50,000	
Improvements Other Than Buidlings	6700	2,389,386	560,889	1,743,253	1,182,364	210.80% *
Remodeling and Renovations	6800	1,430,767	2,337,273	3,629,954	1,292,682	55.31% *
Computer Software	6900	79,961	34,038		-34,038	-100.00% *
Dues and Fees	7300	453	478	500	23	
Total Appropriations		10,395,427	5,002,483	10,681,046	5,678,562	113.51%
OTHER FINANCING USES						
Loss Recoveries	3740					
Transfers to General Fund	9100	6,370,159	6,382,121	7,641,953	1,259,832	19.74%
Transfers to Debt Service	9200	2,767,451	2,763,405	2,746,209	-17,196	-0.62%
TOTAL OTHER FINANCING USES		9,137,610	9,145,525	10,388,162	1,242,637	13.59%
Ending Fund Balance	2700	22,418,447	22,299,091	16,669,672	-5,629,419	-25.25%
TOTAL APPROPRIATIONS, OTHER FINANCING USES, AND FUND BALANCES		41,951,484	36,447,100	37,738,880	1,291,780	3.54%

Note: Variances > 25% explained
REVENUES
***33XX** Budget determined by the State.
***343X** Decrease in fund balance available for investment
***3496** Impact Fees for Roger Weaver Complex Route & WAN upgrade
***37XX** Budget will be added when items occur.
EXPENSES
***6400** Computers for student testing budgeted
***6700/6800** Projects are completed based on available funds and the Five Year Workplan
***6900** No software purchases planned

Capital Review for the CCSB Proposed Work Plan for 2018

Citrus County School District
Summary of Five Year Work Plan

		FY 2018	FY 2019	FY 2020	FY 2021	FY 2022
School Taxable Value		9,482,456,430	9,766,930,123	10,059,938,027	10,361,736,167	10,672,588,252
Revenue						
Capital Outlay Millage	1.500	13,654,737	14,064,379	14,486,311	14,920,900	15,368,527
Total Capital Outlay Millage		13,654,737	14,064,379	14,486,311	14,920,900	15,368,527
Interest Income		100,000	100,000	100,000	100,000	100,000
PECO Maintenance		342,321	342,321	342,321	342,321	342,321
PECO New Construction		0	0	68,918	244,026	305,895
Impact Fees		787,500	98,000	50,000	50,000	50,000
CO&DS		166,633	166,633	166,633	166,633	166,633
E-Rate		372,605	0	0	0	0
		15,423,796	14,771,333	15,214,183	15,823,880	16,333,376
Fund Balance		22,299,092	17,169,673	14,346,409	10,982,909	9,060,685
Total Revenues & Fund Balance		37,722,888	31,941,006	29,560,592	26,806,789	25,394,061
Appropriations						
Bond Payment		2,746,709	2,625,329	2,625,329	2,625,329	2,625,329
Planning & Growth		50,000	98,000	50,000	50,000	50,000
Property Insurance		1,505,752	1,500,000	1,500,000	1,500,000	1,500,000
Transportation		2,227,968	1,295,000	1,287,000	1,295,000	1,287,000
One to One		564,250	1,215,824	1,121,004	1,616,162	618,876
Technology		1,931,620	1,329,540	1,356,540	414,540	371,540
Information Services		10,000	10,000	10,000	10,000	10,000
Enterprise Software		460,000	460,000	460,000	460,000	460,000
Vocational Equipment		100,000	100,000	100,000	100,000	100,000
Classroom Furniture		75,000	75,000	75,000	75,000	75,000
Food Service Equipment		0	0	0	0	0
Copier Lease		150,000	150,000	150,000	150,000	150,000
Phone System		13,500	5,000	5,000	5,000	5,000
Portables Lease		16,380	16,500	16,500	16,500	16,500
Code Compliance		222,500	249,120	240,120	249,120	217,520
Maintenance		4,092,321	3,300,000	3,200,000	3,100,000	3,000,000
Facilites & Construction		3,802,215	2,580,284	3,796,190	3,494,453	4,086,133
Salaries (FAC, PGM, Maintenance, etc)		2,585,000	2,585,000	2,585,000	2,585,000	2,585,000
Total Appropriations		20,553,215	17,594,597	18,577,683	17,746,104	17,157,898
Ending Fund Balance		17,169,673	14,346,409	10,982,909	9,060,685	8,236,163

Citrus County School District
Certificates of Participation, Series 2010A
(Qualified School Contruction Bonds-Federally Taxable-Issuer Subsidy)
Certificates of Participation, Series 2010B (Tax Exempt)

Period Ending	Principal	Interest	Debt Service	QSCB Subsidy @ 5.78%	Invested Sinking Fund @ 1.50%**	Net Debt Service
4/1/2011	2,090,000.00	2,538,416.67	4,628,416.67	-1,865,655.23		2,762,761.44
4/1/2012	2,330,000.00	2,689,800.00	5,019,800.00	-2,023,000.00		2,996,800.00
4/1/2013	2,420,000.00	2,596,600.00	5,016,600.00	-2,023,000.00		2,993,600.00
4/1/2014	2,520,000.00	2,499,800.00	5,019,800.00	-1,867,171.50		3,152,628.50
4/1/2015	2,585,000.00	2,433,350.00	5,018,350.00	-1,876,332.50		3,142,017.50
4/1/2016		2,358,300.00	2,358,300.00	-1,880,378.50	2,289,529.00	2,767,450.50
4/1/2017		2,358,300.00	2,358,300.00	-1,884,425.00	2,289,529.00	2,763,404.00
4/1/2018		2,358,300.00	2,358,300.00	-1,901,620.00	2,289,529.00	2,746,209.00
4/1/2019		2,358,300.00	2,358,300.00	-2,023,000.00	2,289,529.00	2,624,829.00
4/1/2020		2,358,300.00	2,358,300.00	-2,023,000.00	2,289,529.00	2,624,829.00
4/1/2021		2,358,300.00	2,358,300.00	-2,023,000.00	2,289,529.00	2,624,829.00
4/1/2022		2,358,300.00	2,358,300.00	-2,023,000.00	2,289,529.00	2,624,829.00
4/1/2023		2,358,300.00	2,358,300.00	-2,023,000.00	2,289,529.00	2,624,829.00
4/1/2024		2,358,300.00	2,358,300.00	-2,023,000.00	2,289,529.00	2,624,829.00
4/1/2025		2,358,300.00	2,358,300.00	-2,023,000.00	2,289,529.00	2,624,829.00
4/1/2026		2,358,300.00	2,358,300.00	-2,023,000.00	2,289,529.00	2,624,829.00
4/1/2027	35,000,000.00	2,358,300.00	37,358,300.00	-2,023,000.00	-25,184,819.00	10,150,481.00
	$46,945,000.00	$41,057,566.67	$88,002,566.67	-$33,528,582.73	$0.00	$54,473,983.94

**Funds in Sinking Fund are held to be expenses out in 2027

***IRS is sequestering of 6.6% of QSCB Subsidy in 2018

Citrus County School District
Certificates of Participation, Series 2010A
Sinking Fund Deposit Schedule

Assuming 1.50% Future Reinvestment

Period Ending	Securities Maturity	Interest @ 1.50%	Deposit	Sinking Fund Balance
4/1/2017				511.05
4/1/2018		7.60	2,289,529.00	2,290,047.65
4/1/2019		34,350.71	2,289,529.00	4,613,927.36
4/1/2020		69,208.91	2,289,529.00	6,972,665.27
4/1/2021		104,589.98	2,289,529.00	9,366,784.25
4/1/2022		140,501.76	2,289,529.00	11,796,815.01
4/1/2023		176,952.23	2,289,529.00	14,263,296.24
4/1/2024		213,949.44	2,289,529.00	16,766,774.68
4/1/2025		251,501.62	2,289,529.00	19,307,805.30
4/1/2026		289,617.08	2,289,529.00	21,886,951.38
2/15/2027	5,792,000.00	286,354.28		27,965,305.66
4/1/2027		53,600.18	6,981,094.16	35,000,000.00

Citrus County School District
Transportation
Capital Budget

Description		2017-2018 Budget	2018-2019 Budget	2019-2020 Budget	2020-2021 Budget	2021-2022 Budget
School Buses	**	$2,227,968	$1,170,000	$1,287,000	$1,170,000	$1,287,000
Bus Lifts (Crystal River & Inverness)			$125,000		$125,000	
Total Transportation		$2,227,968	$1,295,000	$1,287,000	$1,295,000	$1,287,000

**9 Buses from 2016-2017 not received as of June 30, 2017

Citrus County School District
Transportation Bus Replacement Plan
2017-2018

Current Fleet Year Purchased	Age	Quantity	Estimated Replacement Year (per schedule)	Number to be Budgeted for Replacement	Use
2002	16 years	3	2017-2018	11	Spares, Trips, and Routes
2003	15 years	18	2018-2019	10	Spares, Trips, and Routes
2004	14 years	15	2019-2020	11	Spares, Trips, and Routes
2005	13 years	15	2020-2021	10	Routes (all)
2006	12 years	18	2021-2022	11	Routes (all)
2007	11 years	12	2022-2023	10	Routes (all)
2008	10 years	29	2023-2024	11	Routes (all)
2009	9 years	22	2024-2025	10	Routes (all)
2010	8 years	13	2025-2026	11	Routes (all)
2011	7 years	0	2026-2027	10	N/A

Note: Spare Buses are used as back up buses for routes and on field trips

Total	145
Avg. Age	14.5 years
15yrs or older	21
10-14 years old	89
less than 10 years old	35

Citrus County School District
Technology Resource Center
Capital Budget

Project Number	Description	2017-2018 Budget	2018-2019 Budget	2019-2020 Budget	2020-2021 Budget	2021-2022 Budget
60480						
	Network cabling	$20,000	$20,000	$20,000	$20,000	$20,000
	Data center UPS/battery replacement	$12,000	$0	$0	$45,000	$0
	Video projector, document camera	$86,540	$86,540	$86,540	$86,540	$86,540
	Network servers, data center network storage	$178,000	$123,000	$150,000	$123,000	$125,000
	Network switch replacement, Ruckus R710 wireless access points	$675,080	$140,000	$140,000	$140,000	$140,000
	Computers - student testing (2017-2019)	$960,000	$960,000	$960,000	$0	$0
	Total Technology Plan	$1,931,620	$1,329,540	$1,356,540	$414,540	$371,540
6048T						
	Hardware (IPADS, Chromebooks)	$514,250	$1,053,184	$967,164	$1,414,842	$513,876
	Software and covers	$50,000	$112,640	$103,840	$151,320	$55,000
	IPAD Repair	$0	$50,000	$50,000	$50,000	$50,000
	Total One to One Plan	$564,250	$1,215,824	$1,121,004	$1,616,162	$618,876
	** A portion of this is reimbursed through E-Rate and Impact Fees					
	Total Technology Resource Center	$2,495,870	$2,545,364	$2,477,544	$2,030,702	$990,416

One to One Expansion Roll Out	2017 2018	2018 2019	2019 2020	2020 2021	2021 2022
10th grade - 1430 devices					
11th grade - 1375 devices	$ 514,250				
12th grade - 1265 devices		$ 473,110			
Replacement 2013-2014 - 1551 devices		$ 580,074			
Replacement 2014-2015 - 2596 devices			$ 967,164		
Replacement 2015-2016 - 3783 devices				$ 1,414,842	$ 513,876
Replacement 2016-2017 - 1375 devices					
	$514,250.00	$1,053,184.00	$967,164.00	$1,414,842.00	$513,876.00

Citrus County School District
Information Services
Capital Budget

Project Number	Description	2017-2018 Budget	2018-2019 Budget	2019-2020 Budget	2020-2021 Budget	2021-2022 Budget
69010						
	Timeclocks Replacements	$10,000	$10,000	$10,000	$10,000	$10,000
	Total Skyward	$10,000	$10,000	$10,000	$10,000	$10,000
69020						
	Phone System	$5,000	$5,000	$5,000	$5,000	$5,000
	Intercom System	$8,500	$0	$0	$0	$0
	Total Phone Systems	$13,500	$5,000	$5,000	$5,000	$5,000
	Total Information Services	$23,500	$15,000	$15,000	$15,000	$15,000

Citrus County School District
Enterprise Software
Capital Budget

Project Number	Description	2017-2018 Budget
49710		
AESOP	Substitute Management	$15,500
eSchool	Electronic Registrar Online	$14,500
FileBound	Optiview Electronic Document Management System	$14,000
Microsft	Office 365 - Districtwide	$44,000
PD360	Professional Development	$63,000
Ricoh	NSI AutoStore & Ecopy	$29,500
School Dude	Maintenance Work Order System	$17,500
School Messenger	Parent/Student Message System	$21,000
Skyward	School Management Annual License Fee	$189,000
Stoneware	Single Server Sign-On	$25,000
VendorBid	Vendor Management	$11,500
VersaTran	Bus Fleet and Route Management	$15,500
	Total Enterprise Software	$460,000

This is paid out of General Fund monies and then a transfer is done from Capital Funds to the General Fund to offset the expense.

Citrus County School District
Copier Lease

Cost Center		2017-2018 Budget
0021	Pleasant Grove Elementary	4,650.00
0025	Forest Ridge Elementary	4,450.00
0031	Citrus High	14,450.00
0032	Inverness Primary	4,650.00
0035	Central Ridge Elementary	7,150.00
0042	Inverness Middle	5,450.00
0061	Floral City Elementary	3,400.00
0071	Homosassa Elementary	3,400.00
0083	Crystal River Middle	5,450.00
0102	Crystal River Primary	4,650.00
0121	Crystal River High	10,550.00
0131	Withlacoochee Technical	4,800.00
0141	Marine Science Station	1,050.00
0161	Lecanto Primary	4,650.00
0162	Lecanto Middle	5,250.00
0163	Lecanto High	16,150.00
0171	Hernando Elementary	4,650.00
0181	Citrus Springs Elementary	4,450.00
0191	Rock Crusher Elementary	4,200.00
0201	CREST	2,950.00
0211	Citrus Springs Middle	5,450.00
0321	Renaissance Center	2,050.00
9004	Board & Superintendent	1,650.00
9005	Business Services	1,200.00
9009	District Student Services	1,900.00
9013	Code Compliance	1,200.00
9016	Technology Resource Center	1,200.00
9052	Exceptional Student Education	1,900.00
9074	Facilities Acquisition & Construction	2,250.00
9081	Maintenance Services	1,200.00
9200	Educational Services / Curriculum & Instruction	4,450.00
9201	Research & Accountability	1,200.00
9203	Human Resources	3,050.00
9213	Risk Management / Employee Relations	800.00
9999	Transportation	4,100.00
	Total Copier Leases	$150,000.00

Citrus County School District
Code Compliance
Capital Budget

Project Number	Description	2017-2018 Budget
		General
42700	Environmental Compliance	$42,000
435A0	Hazardous Materials	$3,500
435B0	Fire Extinguishers	$7,500
435C0	Fire Sprinklers	$15,750
435D0	Generators	$15,000
435E0	Playground Equipment	$10,000
435F0	Elevators	$15,000
435H0	Hood Suppression	$5,250
435I0	FACP Inspections	$50,000
435U0	County radio upgrade and maintenance	$30,500
61000	Fire Safety	$28,000
	Total Code Compliance	$222,500

**General Fund expenditures are paid with General Fund monies and then a transfer is done from Capital Funds to the General Fund to offset the expense.

Citrus County School District
Maintenance
Capital Budget

Project Number	Description	2017-2018 Budget	2017-2018 Budget
		Capital	General
40040	Energy Management	$25,000	
40100	HVAC	$250,000	$200,000
40200	Athletics Related		$50,000
40400	Floor Covering	$210,000	$15,000
40600	HVAC PM		$50,000
40700	Equipment	$205,000	
40800	Doors	$75,000	
40900	Environmental Regulation		$80,000
41200	Fencing	$10,000	
41300	Gym Maintenance		$30,000
41400	Site Security	$150,000	$50,000
41600	Concrete	$55,000	$20,000
41700	Asphalt	$100,000	$100,000
41800	Remodeling/Renovations	$280,000	$20,000
41900	Fire Alarm Systems	$30,000	$10,000
42100	Plumbing/Water Drainage	$35,000	$100,000
42300	Playgrounds/Mulch		$125,000
42500	Electrical	$62,000	$100,000
42600	Signage	$8,000	$2,000
42800	Cabinets	$10,000	$20,000
42900	Security (Locks)	$40,000	$35,000
43000	Painting	$60,000	$140,000
43100	Carpet Cleaning		$35,000
43200	Ceilings/Acoustics		$10,000
43300	Roof Repairs	$145,000	
43500	SREF Repairs		$20,000
43600	Sportsfield Lighting		$20,000
43700	HVAC Coil Cleaning		$60,000
	Carry over projects		$1,050,321
	Total Maintenance	$1,750,000	$2,342,321

General Fund expenditures are paid with General Fund monies and then a transfer is done from Capital Funds to the General Fund to offset the expense.

Citrus County School District
Facilities & Construction
Capital Budget

Project Number	Description	2017-2018 Budget	
45490	IPS Fire Alarm Upgrade	$529,248	
45560	Roger Weaver Educational Complex Route	$667,500	**
45580	CREST Partial HVAC Upgrade	$103,920	
45590	CHS Reroofing Bldg 2,3,6,8,12	$425,142	***
45640	HES Kitchen Renovate/Remodel & Schematic Design for FCE Kitchen Renovate/Remodel	$210,063	
45650	IPS Reroofing Bldg 1, 3, 5	$1,027,397	
45660	LMS Partial HVAC Upgrade	$506,375	
45670	WTC Cafeteria & Serving Area Renovate/Remodel Schematic Design	$10,000	
45680	2017-2018 Consultant Services	$25,000	
45690	2017-2018 Contingency	$297,570	
	Total Facilities & Construction	$3,802,215	

**Reimbursed through Impact Fees

***Partially reimbursed through CO & DS Funding

Citrus County School District
Facilities & Construction
Capital Budget

2018-2019	
FCE Intercom Upgrade	$138,021
LPS Fire Alarm Upgrade	$580,942
FCE (Bldg 2) HVAC Upgrade	$205,603
LMS (Bldg 1) Partial Reroofing	$1,350,153
2018-2019 Consultant Services	$25,000
2018-2019 Contingency	$280,566
TOTAL	**$2,580,285**

2019-2020	
IMS Intercom Upgrade	$384,676
LMS Fire Alarm Upgrade	$763,076
LHS (Bldg 1) Partial HVAC Upgrade	$951,494
LPS (Bldg 2) Reroofing	$427,905
FCE Kitchen Renovation/Remodel	$531,611
CHS Brick Repair	$234,585
2019-2020 Consultant Services	$25,000
2019-2020 Contingency	$477,842
TOTAL	**$3,796,189**

2020-2021	
CSM Intercom Upgrade	$208,195
FRE Fire Alarm Upgrade	$676,002
LHS (Bldg 1) Partial HVAC Upgrade	$400,036
WTC (Bldg 1) Reroofing	$1,161,387
LHS Electrical Upgrade	$523,513
2020-2021 Consultant Services	$25,000
2020-2021 Contingency	$500,319
TOTAL	**$3,494,452**

2021-2022	
LHS Intercom Upgrade	$509,221
LHS Fire Alarm Upgrade	$1,400,567
LPS (Bldg 1) Partial HVAC Upgrade	$977,806
FCE (Bldg 2), IMS (Bldg 6) Parial Reroofing	$313,491
CRM Kitchen Renovation/Remodel	$207,063
2021-2022 Consultant Services	$25,000
2021-2022 Contingency	$652,985
TOTAL	**$4,086,133**

Citrus County School District
Planning and Growth Development
Capital Budget

Description	2017-2018 Budget	2018-2019 Budget	2019-2020 Budget	2020-2021 Budget	2021-2022 Budget
New Land Purchases	$50,000	$50,000	$50,000	$50,000	$50,000
Impact Fee Study**		$48,000			
Total Planning and Growth Development	$50,000	$98,000	$50,000	$50,000	$50,000

100% Impact Fee Refundable

Citrus County School District
Local Capital Improvement Tax
Other Miscellaneous Budget

Project Number	Description	2017-2018 Budget
49940	Facilities Salaries	$295,000
49950	Maintenance Salaries	$2,000,000
49970	Code Compliance Salaries	$140,000
57750	Planning & Growth Management Salaries	$150,000
	Total Salaries Transfers	$2,585,000
41870	Vocational Equipment	$100,000
43400	Classroom Furniture	$75,000
	Total Furniture/Equipment	$175,000
42200	Portable Lease	$16,380
49700	Property/Casualty Insurance	$1,505,752
49990	PECO Maintenance Transfer	$342,321
	Total Other Transfers	$1,864,453

SPECIAL REVENUE FUNDS

SPECIAL REVENUE FUNDS

Special Revenue funds are used to account for the proceeds of specific revenue sources that are legally restricted to expenditures for specific purposes. The district has the following Special Revenue Funds:

Fund 4101 - Food Service Fund accounts for the School Food Service Program. Revenue for this program comes from federal, state and local sources. Expenditures are restricted to the food service program.

Fund 4201 - Federal Cash Advance projects are federally funded programs that allow the district to request cash as needed to pay outstanding obligations.

Fund 4202 - Federal Direct grants are received directly through the Federal government and do not flow through the state.

Fund 4203 - Pell Grants are received directly from the National Department of Education to provide need-based grants to low-income undergraduate students.

FOOD SERVICE FUNDS

Fund 4101

Food Services

The mission of the Food Services Department is to provide nutritious meals to all students in a highly efficient and cost effective manner. The department will provide courteous and friendly service to all customers regardless of economic and ethnic background. The department is responsible for complying with local, state and federal guidelines and regulations while meeting the needs of our students and supporting the District's goals.

The food services budget provides for the expenditures of funds with regard to Federal restrictions to provide nutritious meals for students of the school district. All meals are served in accordance with USDA guidelines.

For FY 2017 the Food Services Program is providing funding for the custodial and support personnel used in the cafeteria. The funding amount for these services is approximately $800,000.

The 2017-2018 meal prices are:

Breakfast and Lunch Prices

	Breakfast	Lunch
Grades K-5		
Full Price	$1.00	$2.00
Reduced Price	$0.30	$0.40
Grades 6-12		
Full Price	$1.25	$2.25
Reduced Price	$0.30	$0.40
Adults	$2.00	$3.50
Milk or Juice	$0.50	$0.50

Citrus County School District
Food Service Fund

	Account Number	2015-2016 Actuals	2016-2017 Actuals	2017-2018 Budget	2016-2017 to 2017-2018 Change	Percent	
ESTIMATED REVENUES							
Federal Through State Sources:							
School Lunch Reimbursement	3261	3,930,627	3,894,640	3,977,945	83,305	2.14%	
School Breakfast Reimbursment	3262	1,133,159	1,153,957	1,170,632	16,675	1.45%	
After School Snack	3263	59,714	66,858	60,557	-6,301	-9.42%	
Child Care Food Program	3264		206,433	202,000	-4,433	-2.15%	
USDA Donated Commodities	3265	404,366	555,366	496,521	-58,845	-10.60%	
Cash in Lieu of Donations	3266		15,025	9,147	-5,878	-39.12%	*
Summer Food Service Program	3267	65,180	64,699	64,980	281	0.43%	
Other Food Service Revenues	3269						
Total Federal Through State Sources		5,593,046	5,956,979	5,981,782	24,803	0.42%	
State Sources:							
School Breakfast Supplement	3337	38,084	35,948	37,373	1,425	3.96%	
School Lunch Supplement	3338	48,604	47,904	50,521	2,617	5.46%	
Total State Sources		86,688	83,852	87,894	4,042	4.82%	
Local Sources:							
Interest on Investments	3431	18,977	24,286	25,000	714	2.94%	*
Student Lunches	3451	469,707	452,015	478,374	26,359	5.83%	
Student Breakfasts	3452	70,072	60,554	83,133	22,579	37.29%	*
Adult Lunch/Breakfast	3453	20,796	16,485	16,183	-302	-1.83%	
Student and Adult Ala Carte	3454	716,316	675,735	699,947	24,212	3.58%	
Other Food Sales	3456	15,809	3,737		-3,737	-100.00%	*
Other Miscellaneous Local Sources	349X	18,624	11,062	17,000	5,938	53.68%	
Total Local Sources:		1,330,301	1,243,873	1,319,637	75,764	6.09%	
OTHER FINANCING SOURCES							
Transfers In: from General Fund	3610	5,326	5,964	5,000	-964	-16.16%	
Total Other Financing Sources		5,326	5,964	5,000	-964		
Beginning Fund Balance	2800	2,729,372	3,207,678	3,661,560	453,882	14.15%	
TOTAL ESTIMATED REVENUES, OTHER FINANCING SOURCES, AND FUND BALANCES	3000	9,744,733	10,498,346	11,055,874	557,528	5.31%	
APPROPRIATIONS							
Expenditures							
Salaries	1000	2,259,804	2,401,013	2,702,034	301,021	13.32%	
Employee Benefits	2000	745,775	818,972	1,030,952	211,980	28.42%	*
Purchased Services	3000	77,338	87,927	116,775	28,848	37.30%	*
Energy Services	4000	95,363	89,929	101,800	11,871	12.45%	
Materials and Supplies	5000	2,910,775	2,963,620	3,364,621	401,001	13.78%	
Capital Outlay	6000	159,430	177,828	307,500	129,672	81.33%	*
Other Expenses	7000	288,570	297,498	293,000	-4,498	-1.56%	
Transfers	9000				0		
Total Appropriations		6,537,055	6,836,786	7,916,682	1,079,896	16.52%	
Ending Fund Balance	2700	3,207,678	3,661,560	3,139,192	-522,368	-16.28%	
TOTAL APPROPRIATIONS, OTHER FINANCING USES, AND FUND BALANCES		9,744,733	10,498,346	11,055,874	557,528	5.72%	

Note: Variances >25% explained.
REVENUES
***34XX** All prepaid funds on student accounts are intially recorded as Student Lunch Revenue, revenue is then adjusted at year end according to usage of the prepaid funds.
APPROPRIATIONS
***2000** Increase in insurance board match and FRS
***6000** New kitchen equipment was purchased to bring down the fund balance from 16-17

OTHER FEDERAL PROGRAM FUNDS

Fund 420X

Federal Cash Advance Projects and Federal Direct

***Adult Education & Family Literacy - English Literacy/Civics Education –** The purpose is to support projects that demonstrate best and effective research-based practices in providing and increasing access to English literacy programs linked to civics education to help individuals of limited English proficiency achieve competence in the English language.

The English Literacy Civics Education project goal is to improve and increase adult literacy and civic education services to those in need in the Citrus County School District. The grant will provide for instructor salaries, benefits, computer software and hardware, employee travel, materials and supplies.

Funding for 2014-2015 was $24,098
Funding for 2015-2016 was $24,098
Funding for 2016-2017 was $24,098
Funding for 2017-2018 is estimated to be $17,304

***Carl D Perkins – Career & Technical Education, Secondary -** The purpose is to develop more fully the academic and career and technical skills of secondary education students who elect to enroll in career and technical education programs.

Funding for 2014-2015 was $172,454
Funding for 2015-2016 was $171,300
Funding for 2016-2017 was $ 192,528
Funding for 2017-2018 is $174,553

***Carl D Perkins – Career & Technical Education, Post-Secondary -** The purpose is to develop more fully the academic and career and technical skills of postsecondary education students who elect to enroll in career and technical education programs.

Funding for 2014-2015 was $103,914
Funding for 2015-2016 was $98,486
Funding for 2016-2017 was $94,351
Funding for 2017-2018 is $95,926

Fund 420X

Federal Cash Advance Projects and Federal Direct

***Adult Education & Family Literacy, Adult General Education -** The purpose is to create a partnership among the federal government, states and localities to provide, on a voluntary basis, adult education and literacy services in order to:

1. Assist adults in becoming literate and obtaining the knowledge and skills necessary for employment and self-sufficiency.
2. Assist adults who are parents in obtaining the educational skills necessary to become full partners in the educational development of their children.
3. Assist adults in completing high school or the equivalent

This grant services our Adult Education ABE and GED programs. Services are provided at WTC, Crystal River High School, Lecanto High School and Homosassa Elementary Schools to improve adult literacy. The grant provides for instructor salaries, benefits, computer software and hardware, literacy specialist, purchased services, materials and supplies and employee travel.

Funding for 2014-2015 was $198,051
Funding for 2015-2016 was $198,051
Funding for 2016-2017 was $198,051
Funding for 2017-2018 is estimated to be $198,051

***IDEA, Part B –** The purpose is to ensure that all children with disabilities ages 3 through 21 have a right to a free appropriate public education designed to meet their individual needs and prepare them for employment and independent living. Funds shall be used to supplement the excess costs of providing special education and related services to students with disabilities.

IDEA Part B funding for 2014-2015 was $4,756,788
IDEA Part B funding for 2015-2016 was $4,853,111
IDEA Part B funding for 2016-2017 was $4,418,331
IDEA Part B funding for 2017-2018 is $4,149,224

IDEA Preschool funding for 2014-2015 was $213,972
IDEA Preschool funding for 2015-2016 was $224,384
IDEA Preschool funding for 2016-2017 was $170,122.00
IDEA Preschool funding for 2017-2018 is $183,403

Fund 420X

Federal Cash Advance Projects and Federal Direct

***Title I, Part A** provides academic assistance to students in our elementary schools. According to the law, the purpose of Title I is to ensure all children have a fair, equal, and significant opportunity to obtain a high quality education, and to reach, at a minimum, proficiency on challenging state standards and state academic assessments.

Funding for 2014-2015 was $5,107,278
Funding for 2015-2016 was $4,811,538
Funding for 2016-2017 was $5,670,406
Funding for 2017-2018 is estimated to be $5,494,637

***Title X, Homeless Education Grant** is a competitive grant. This grant provides services that facilitate the enrollment, attendance, and success in school children and youth experiencing homelessness. This funding should supplement school district funding to ensure that homeless children and youth have equal access to the same free, appropriate public education, including preschool education as provided to other children and youth.

Funding for 2014-2015 was $42,750
Funding for 2015-2016 was $44,100
Funding for 2016-2017 was $44,100
Funding for 2017-2018 is estimated to be $44,100

***Title III-English Language Acquisition-** provides supplementary instructional support for English language learners.

Funding for 2014-2015 was $20,894
Funding for 2015-2016 was $19,591
Funding for 2016-2017 was $18,727
Funding for 2017-2018 is estimated to be $17,588

***Title II Part A-Teacher and Principal Training and Recruiting-** is used to increase student academic achievement through strategies such as improving teacher and principal quality and increasing the number of highly qualified teachers in the classroom and highly qualified principals and assistant principals in schools.

Funding for 2014-2015 was $695,333
Funding for 2015-2016 was $684,711
Funding for 2016-2017 was $645,059
Funding for 2017-2018 is estimated to be $494,153

Citrus County School District
Other Federal Programs Fund

	Account Number	2015-2016 Actuals	2016-2017 Actuals	2017-2018 Budget	2016-2017 to 2017-2018 Change	Percent
ESTIMATED REVENUES						
Federal Direct						
Miscellaneous Federal Direct	3199	774,446	828,022	900,000	71,978	8.69%
Total Federal Direct		774,446	828,022	900,000	71,978	8.69%
Federal Through State and Local						
Vocational Education Acts	3201	281,446	285,177	98,417	-186,760	-65.49%
Race to the Top	3214	606			0	
Adult Ed Workforce	3221	208,220	214,471	145,428	-69,043	-32.19%
Teacher and Principal Training	3225	683,162	625,769	303,788	-321,981	-51.45%
Individuals with Disabilities Education Act, IDEA	3230	3,960,192	4,618,026	3,936,009	-682,018	-14.77%
Elementary and Secondary Education Act, Title I	3240	4,318,136	4,850,526	4,111,600	-738,926	-15.23%
Miscellaneous Federal Through State	3299	142,098	226,880	18,348	-208,532	-91.91%
Total Federal Through State and Local	3200	9,593,860	10,820,850	8,613,590	-2,207,260	-20.40%
Local:						
Interest on Investments	3431					
Other Miscellaneous Local Sources	3495					
Total Local	3400	0	0	0	0	
Beginning Fund Balance	2800	0	0	0	0	0.00%
TOTAL ESTIMATED REVENUES, OTHER FINANCING SOURCES, AND FUND BALANCE	3000	10,368,306	11,648,871	9,513,590	-2,135,282	-18.33%
APPROPRIATIONS						
Instruction	5000	4,927,232	5,661,823	5,151,150	-510,673	-9.02%
Pupil Personnel Services	6100	711,562	782,877	695,913	-86,964	-11.11%
Instructional Media Services	6200	72	16,331	16,279	-52	-0.32%
Instructional and Curriculum Development Services	6300	2,430,135	2,673,377	2,405,830	-267,547	-10.01%
Instructional Staff Training Services	6400	791,578	726,781	190,545	-536,236	-73.78%
Instruction Related Technology	6500	29,728	83,780	153,873	70,094	83.66%
General Administration	7200	625,571	736,001		-736,001	-100.00%
School Administration	7300				0	
Facilities Acquisition & Construction	7400				0	
Fiscal Services	7500				0	
Food Services	7600				0	
Central Services	7700	30,788	72,885		-72,885	-100.00%
Pupil Transportation Services	7800	7,224	3,093		-3,093	-100.00%
Operation of Plant	8100				0	
Administrative Technology Services	8200				0	
Community Services	9100	814,416	891,924	900,000	8,076	0.91%
Sequestration	9900				0	
Total Appropriations		10,368,306	11,648,872	9,513,590	1,280,566	10.99%
Other Financing Sources (Uses)						
Transfers in From General Fund	3610					
Total Other Financing Sources (Uses)		0	0	0	0	
Ending Fund Balance	2700	0	0	0	0	0.00%
TOTAL APPROPRIATIONS, OTHER FINANCING USES, AND FUND BALANCES		10,368,306	11,648,871	9,513,590	1,280,566	10.99%

AWARD LETTERS

Florida Department of Education
Project Award Notification

1 PROJECT RECIPIENT Citrus County School District	**2 PROJECT NUMBER** 090-1618A-8CS01
3 PROJECT/PROGRAM TITLE Carl D Perkins, Career Technical Education, Secondary Sec. 131 **TAPS 18B004**	**4 AUTHORITY** **84.048A Carl D Perkins Career & Technical Education USDE or Appropriate Agency** FAIN#: V048A170009
5 AMENDMENT INFORMATION Amendment Number: Type of Amendment: Effective Date:	**6 PROJECT PERIODS** Budget Period: 07/01/2017 - 06/30/2018 Program Period:07/01/2017 - 06/30/2018
7 AUTHORIZED FUNDING Current Approved Budget: $174,553.00 Amendment Amount: Estimated Roll Forward: Certified Roll Amount: Total Project Amount: $174,553.00	**8 REIMBURSEMENT OPTION** Federal Cash Advance

9 TIMELINES

- Last date for incurring expenditures and issuing purchase orders: 06/30/2018
- Date that all obligations are to be liquidated and final disbursement reports submitted: 08/20/2018
- Last date for receipt of proposed budget and program amendments: 05/30/2018
- Refund date of unexpended funds; mail to DOE Comptroller, 325 W. Gaines Street, 944 Turlington Building, Tallahassee, Florida 32399-0400:
- Date(s) for program reports:
- Federal Award Date : 07/01/2017

10 DOE CONTACTS **Program:** Darl Walker Phone: (850) 245-9045 Email: Darl.Walker@fldoe.org **Grants Management:** Unit B (850) 245-0496	**Comptroller Office** **Phone:** (850) 245-0401	**Duns#:** 926534702 **FEIN#:** f596000546049

11 TERMS AND SPECIAL CONDITIONS

- This project and any amendments are subject to the procedures outlined in the Project Application and Amendment Procedures for Federal and State Programs (Green Book) and the General Assurances for Participation in Federal and State Programs and the terms and requirements of the Request for Proposal or Request for Application, RFP/RFA, hereby incorporated by reference.
- For federal cash advance projects, expenditures must be recorded in the Florida Grants System (FLAGS) as close as is administratively feasible to when actual disbursements are made for this project. Cash transaction requests must be limited to amounts needed and be timed with the actual, immediate cash requirements to carry out the purpose of the approved project.
- All provisions not in conflict with any amendment(s) are still in full force and effect and are to be performed at the level specified in the project award notification.
- Other: **Only 25% of the "Current Approved Budget" in block 7 is authorized for obligating or expending during the first quarter period of July 1, 2017 through September 30, 2017. The balance of the allocation (75%) and any unexpended funds from the first quarter will be available October 1, 2017 through June 30, 2018.**

12 APPROVED:

Authorized Official on behalf of Pam Stewart
Commissioner of Education

Date of Signing

FLORIDA DEPARTMENT OF EDUCATION
fldoe.org

DOE-200
Revised 07/15

Florida Department of Education
Project Award Notification

1 PROJECT RECIPIENT Citrus County School District	**2 PROJECT NUMBER** 090-1618A-8CP01
3 PROJECT/PROGRAM TITLE Carl D. Perkins, Career and Technical Education Postsecondary Programs **TAPS 18B005**	**4 AUTHORITY** **84.048A Carl Perkins - Voc. ED Basic** **USDE or Appropriate Agency** **FAIN#:** V048A170009
5 AMENDMENT INFORMATION Amendment Number: Type of Amendment: Effective Date:	**6 PROJECT PERIODS** Budget Period: 07/01/2017 - 06/30/2018 Program Period:07/01/2017 - 06/30/2018
7 AUTHORIZED FUNDING Current Approved Budget: $95,926.00 Amendment Amount: Estimated Roll Forward: Certified Roll Amount: Total Project Amount: $95,926.00	**8 REIMBURSEMENT OPTION** Federal Cash Advance

9 TIMELINES

- Last date for incurring expenditures and issuing purchase orders: 06/30/2018
- Date that all obligations are to be liquidated and final disbursement reports submitted: 08/20/2018
- Last date for receipt of proposed budget and program amendments: 05/30/2018
- Refund date of unexpended funds; mail to DOE Comptroller, 325 W. Gaines Street, 944 Turlington Building, Tallahassee, Florida 32399-0400:
- Date(s) for program reports:
- Federal Award Date : 07/01/2017

10 DOE CONTACTS **Program:** Darl Walker Phone: (850) 245-9045 Email: Darl.Walker@fldoe.org **Grants Management:** Unit B (850) 245-0496	**Comptroller Office** **Phone:** (850) 245-0401	**Duns#:** 926534702 **FEIN#:** f596000546049

11 TERMS AND SPECIAL CONDITIONS

- This project and any amendments are subject to the procedures outlined in the Project Application and Amendment Procedures for Federal and State Programs (Green Book) and the General Assurances for Participation in Federal and State Programs and the terms and requirements of the Request for Proposal or Request for Application, RFP/RFA, hereby incorporated by reference.
- For federal cash advance projects, expenditures must be recorded in the Florida Grants System (FLAGS) as close as is administratively feasible to when actual disbursements are made for this project. Cash transaction requests must be limited to amounts needed and be timed with the actual, immediate cash requirements to carry out the purpose of the approved project.
- All provisions not in conflict with any amendment(s) are still in full force and effect and are to be performed at the level specified in the project award notification.
- Other: **Only 25% of the "Current Approved Budget" in block 7 is authorized for obligating or expending during the first quarter period of July 1, 2017 through September 30, 2017. The balance of the allocation (75%) and any unexpended funds from the first quarter will be available October 1, 2017 through June 30, 2018.**

12 APPROVED:

Authorized Official on behalf of Pam Stewart
Commissioner of Education

8/14/17
Date of Signing

FLORIDA DEPARTMENT OF EDUCATION
fldoe.org

DOE-200
Revised 07/15

Florida Department of Education
Project Award Notification

1 PROJECT RECIPIENT Citrus County School District	**2 PROJECT NUMBER** 090-2638B-8CB01
3 PROJECT/PROGRAM TITLE IDEA Part B K-12 Entitlement 2017-2018 **TAPS 18C001**	**4 AUTHORITY** **84.027A IDEA Part B K-12 Entitlement** **USDE or Appropriate Agency** **FAIN#:** H027A170024
5 AMENDMENT INFORMATION Amendment Number: Type of Amendment: Effective Date:	**6 PROJECT PERIODS** Budget Period: 07/01/2017 - 06/30/2018 Program Period:07/01/2017 - 06/30/2018
7 AUTHORIZED FUNDING Current Approved Budget: $3,774,224.00 Amendment Amount: Estimated Roll Forward: $375,000.00 Certified Roll Amount: Total Project Amount: $4,149,224.00	**8 REIMBURSEMENT OPTION** Federal Cash Advance

9 TIMELINES

- Last date for incurring expenditures and issuing purchase orders: 06/30/2018
- Date that all obligations are to be liquidated and final disbursement reports submitted: 08/20/2018
- Last date for receipt of proposed budget and program amendments: 05/30/2018
- Refund date of unexpended funds; mail to DOE Comptroller, 325 W. Gaines Street, 944 Turlington Building, Tallahassee, Florida 32399-0400:
- Date(s) for program reports:
- Federal Award Date : 07/01/2017

10 DOE CONTACTS **Program:** Sean Freeman Phone: (850) 245-0997 Email: Sean.Freeman@fldoe.org **Grants Management:** Unit C (850) 245-0496	**Comptroller Office** **Phone:** (850) 245-0401	**Duns#:** 926534702 **FEIN#:** f596000546049

11 TERMS AND SPECIAL CONDITIONS

- This project and any amendments are subject to the procedures outlined in the Project Application and Amendment Procedures for Federal and State Programs (Green Book) and the General Assurances for Participation in Federal and State Programs and the terms and requirements of the Request for Proposal or Request for Application, RFP/RFA, hereby incorporated by reference.
- For federal cash advance projects, expenditures must be recorded in the Florida Grants System (FLAGS) as close as is administratively feasible to when actual disbursements are made for this project. Cash transaction requests must be limited to amounts needed and be timed with the actual, immediate cash requirements to carry out the purpose of the approved project.
- All provisions not in conflict with any amendment(s) are still in full force and effect and are to be performed at the level specified in the project award notification.
- Other: **VIEW ADDITIONAL TERMS AND SPECIAL CONDITIONS CONTINUED ON PAGE 2**

12 APPROVED:

Authorized Official on behalf of Pam Stewart
Commissioner of Education

8/21/17
Date of Signing

FLORIDA DEPARTMENT OF EDUCATION
fldoe.org

DOE-200
Revised 07/15

Florida Department of Education
Project Award Notification

1 PROJECT RECIPIENT Citrus County School District	**2 PROJECT NUMBER** 090-2678B-8CP01
3 PROJECT/PROGRAM TITLE IDEA Part B Preschool Entitlement 2017-2018 **TAPS 18C002**	**4 AUTHORITY** **84.173A IDEA Part B - Preschool** **USDE or Appropriate Agency** **FAIN#:** H173A170027
5 AMENDMENT INFORMATION Amendment Number: Type of Amendment: Effective Date:	**6 PROJECT PERIODS** Budget Period: 07/01/2017 - 06/30/2018 Program Period:07/01/2017 - 06/30/2018
7 AUTHORIZED FUNDING Current Approved Budget: $160,128.00 Amendment Amount: Estimated Roll Forward: $23,275.00 Certified Roll Amount: Total Project Amount: $183,403.00	**8 REIMBURSEMENT OPTION** Federal Cash Advance

9 TIMELINES

- Last date for incurring expenditures and issuing purchase orders: 06/30/2018
- Date that all obligations are to be liquidated and final disbursement reports submitted: 08/20/2018
- Last date for receipt of proposed budget and program amendments: 05/30/2018
- Refund date of unexpended funds; mail to DOE Comptroller, 325 W. Gaines Street, 944 Turlington Building, Tallahassee, Florida 32399-0400:
- Date(s) for program reports:
- Federal Award Date : 07/01/2017

10 DOE CONTACTS **Program**: Sean Freeman Phone: (850) 245-0997 Email: Sean.Freeman@fldoe.org **Grants Management**: Unit C (850) 245-0496	**Comptroller Office** **Phone**: (850) 245-0401	**Duns#**: 926534702 **FEIN#**: f596000546049

11 TERMS AND SPECIAL CONDITIONS

- This project and any amendments are subject to the procedures outlined in the Project Application and Amendment Procedures for Federal and State Programs (Green Book) and the General Assurances for Participation in Federal and State Programs and the terms and requirements of the Request for Proposal or Request for Application, RFP/RFA, hereby incorporated by reference.
- For federal cash advance projects, expenditures must be recorded in the Florida Grants System (FLAGS) as close as is administratively feasible to when actual disbursements are made for this project. Cash transaction requests must be limited to amounts needed and be timed with the actual, immediate cash requirements to carry out the purpose of the approved project.
- All provisions not in conflict with any amendment(s) are still in full force and effect and are to be performed at the level specified in the project award notification.
- Other: **VIEW ADDITIONAL TERMS AND SPECIAL CONDITIONS CONTINUED ON PAGE 2**

12 APPROVED:

Authorized Official on behalf of Pam Stewart
Commissioner of Education

8/31/17
Date of Signing

FLORIDA DEPARTMENT OF EDUCATION fldoe.org

DOE-200
Revised 07/15

INTERNAL SERVICE FUND

INTERNAL SERVICE FUNDS

Self-Insurance Fund

The Self Insurance Fund is used to account for the health insurance of the District's employees and retirees.

The premiums collected from employees and retirees are recorded in this fund, along with the contributions made by the District according to contract.

Employee deductions for 2016-2017 were either $80.02, $135.00 or $309.58 per month for single coverage, either $900.00, $832.00 or $1,195.00 for single plus one and either $933.03, $907.12 or $1,270.62 per month for family coverage (depending on plan selection). The district contributes $480.00 for each employee selecting District sponsored health insurance.

The District is self-insured and pays the first $150,000.00 of each claim after the processing of allowed Florida Blue contracted rates and employee paid calendar year deductibles and co-insurance. CCSB negotiated to reduce the rate of reinsurance costs by retaining the first $300,000.00 of claims exposure over $150,000.00. Reinsurance is purchased through Symetra Life Insurance Company.

The District also operates a wellness center in which employees, who have District health insurance, may see a doctor free of charge and may receive stocked generic medicines free of charge. The center is operated through the District under a contract with CareHere!. Expenses related to the clinic are also recorded in the self-insurance fund.

Citrus County School District
Internal Service Fund

	Account Number	2015-2016 Actuals	2016-2017 Actuals	2017-2018 Budget	2016-2017 to 2017-2018 Change	Percent
ESTIMATED REVENUES						
Operating Revenues						
Charges for Services	3481	3,510	8,370	8,500	130	1.55%
Premium Revenue	3484	13,692,483	14,832,786	17,163,692	2,330,906	15.71%
Other Operating Revenues	3489	512,778	1,626,737	150,000	-1,476,737	-90.78%
Other Miscellaneous Revenues	3495					
Total Operating Revenues		14,208,771	16,467,893	17,322,192	854,299	6.01%
Non-Operating Revenues						
Interest on Investments	3431	15,735	29,426	30,000	574	1.95%
Total Non-Operating Revenues		15,735	29,426	30,000	574	3.65%
OTHER FINANCING SOURCES						
Transfers In: from General Fund	3610	800,000	600,000	0	-600,000	-100.00%
Total Other Financing Sources		800,000	600,000	0	-600,000	-100.00%
Net Assets, Beginning	2800	965,201	526,510	2,134,934	1,608,424	305.49%
TOTAL ESTIMATED REVENUES AND NET ASSETS	3000	15,989,707	17,623,829	19,487,126	1,863,297	10.57%
ESTIMATED EXPENSES						
Operating Expenditures						
Salaries	1000	4,670	4,278	5,000	722	16.89%
Employee Benefits	2000	733	702	839	136	19.40%
Purchased Services	3000	3,357,113	3,315,555	3,358,114	42,559	1.28%
Energy Services	4000	3,445	3,469	4,220	751	21.66%
Materials and Supplies	5000	34,678	28,427	31,000	2,573	9.05%
Capital Outlay	6000	1,015	6,206	6,500	294	4.74%
Other Expenses	7000	12,061,543	12,130,259	12,733,872	603,613	4.98%
Total Operating Expenditures		15,463,197	15,488,895	16,139,545	650,650	4.20%
Net Assets, Ending	2700	526,510	2,134,934	3,347,582	1,212,648	56.80%
TOTAL OPERATING EXPENSES AND NET ASSETS		15,989,707	17,623,829	19,487,126	1,863,297	10.57%

TRUTH
IN
MILLAGE

BUDGET SUMMARY

THE PROPOSED OPERATING BUDGET EXPENDITURES OF CITRUS COUNTY SCHOOL DISTRICT ARE 0.71%

LESS THAN LAST YEAR'S TOTAL OPERATING EXPENDITURES.

FISCAL YEAR 2017-2018

PROPOSED MILLAGE LEVIES SUBJECT TO 10-MILL CAP				PROPOSED MILLAGE LEVIES NOT SUBJECT TO 10-MILL CAP	
Required Local Effort	4.3330	Discretionary Critical Needs-Capital	0.0000	Operating or Capital Not	0.0000
(including prior period adjustment)		Additional Millage Not to Exceed 4 Years	0.0000	To Exceed 2 Years	
Local Capital Improvement (Capital Outlay)	1.5000	(Operating)		Debt Service	0.0000
Discretionary Operating	0.7480				
Discretionary Capital Improvement	0.0000			**Total Millage**	**6.581**

ESTIMATED REVENUES:	GENERAL FUND	SPECIAL REVENUE	DEBT SERVICE	CAPITAL PROJECTS	INTERNAL SERVICE	TOTAL ALL FUNDS
Federal sources	1,210,000	15,596,611				**16,806,611**
State sources	64,380,299	83,846	469,500	659,627		**65,593,272**
Local sources	50,011,331	1,306,556		14,956,237	17,328,692	**83,602,816**
TOTAL SOURCES	**115,601,630**	**16,987,013**	**469,500**	**15,615,864**	**17,328,692**	**166,002,699**
Transfers In	7,352,747	5,000	3,045,696			**10,403,443**
Fund Balances/Reserves/Net Assets	9,310,451	3,207,679	2,313,719	22,415,243	2,717,903	**39,964,995**
TOTAL REVENUES, TRANSFERS & BALANCES	**$132,264,828**	**$20,199,692**	**$5,828,915**	**$38,031,107**	**$20,046,595**	**$216,371,137**
EXPENDITURES						
Instruction	73,399,141	5,132,950				**78,532,091**
Pupil Personnel Services	5,252,016	695,418				**5,947,434**
Instructional Media Services	1,361,033	16,279				**1,377,312**
Instructional and Curriculum Development Services	1,429,415	2,430,552				**3,859,967**
Instructional Staff Training Services	917,782	205,806				**1,123,588**
Instructional Related Technology	1,961,886	153,873				**2,115,759**
Board of Education	445,501					**445,501**
Genral Administration	414,707					**414,707**
School Administration	8,578,696					**8,578,696**
Facilities Acquisition and Construction	368,523			9,395,338		**9,763,861**
Fiscal Services	983,068					**983,068**
Food Services		7,849,223				**7,849,223**
Central Services	3,043,617				17,309,722	**20,353,339**
Pupil Transportation Services	8,770,456					**8,770,456**
Operation of Plant	8,493,908				18,970	**8,512,878**
Maintenance of Plant	4,796,856					**4,796,856**
Administrative Technology Services	2,525,825					**2,525,825**
Community Servies	206,947	900,000				**1,106,947**
Debt Services			3,515,196			**3,515,196**
TOTAL EXPENDITURES	**$122,949,377**	**$17,384,101**	**$3,515,196**	**$9,395,338**	**$17,328,692**	**$170,572,704**
Transfers Out	5,000			10,398,443		**10,403,443**
Fund Balances/Reserves/Net Assets	9,310,451	2,815,591	2,313,719	18,237,326	2,717,903	**35,394,990**
TOTAL APPROPRIATED EXPENDITURES, TRANSFERS, RESERVES & BALANCES	**$132,264,828**	**$20,199,692**	**$5,828,915**	**$38,031,107**	**$20,046,595**	**$216,371,137**

The tentative, adopted, and/or final budgets are on file in the office of the above mentioned taxing authority as a public record.

NOTICE OF BUDGET HEARING

The Citrus County School Board will soon consider a budget for the 2017-2018 fiscal year.

A public hearing to make a DECISION on the budget AND TAXES will be held on:

July 25, 2017

5:30 p.m.

at

The Citrus County School Board

District Services Center

1007 W. Main St.

Inverness, FL 34450

stage floors, carpet cleaning, paving, resurfacing, floor coverings, sidewalks, covered bus loading ramps and other areas, covered walkways, parking area expansion, storage buildings, doors and locks, painting, athletic facilities and cabinet construction at Central Ridge Elementary, Citrus High, Citrus Springs Elementary, Citrus Springs Middle, CREST, Crystal River High, Crystal River Middle, Crystal River Primary, Floral City Elementary, Forest Ridge Elementary, Hernando Elementary, Homosassa Elementary, Inverness Middle, Inverness Primary, Lecanto High , Lecanto Middle, Lecanto Primary, Marine Science Station, Pleasant Grove Elementary, Renaissance Center, Rock Crusher Elementary, Withlacoochee Technical College, District Services buildings, Student Services buildings and Transportation buildings paid through the General Fund as permitted by Florida Statute

MOTOR VEHICLE PURCHASES
Purchase of eleven (11) School Buses

NEW AND REPLACEMENT EQUIPMENT, COMPUTERS, ENTERPRISE RESOURCE SOFTWARE, AND S. 1011.71(2), F.S., ELIGIBLE EXPENDITURES IN SUPPORT OF DIGITAL CLASSROOM PLANS PURSUANT TO S. 1001.62(12), F.S.
Fire alarm systems, air conditioning equipment, ADA required equipment and furniture, vocational equipment, school bus digital cameras and communication equipment, furniture and equipment, computers, server and technology related equipment, network expansion, enterprise software, custodial and maintenance equipment
Lease and lease/purchase of equipment, computers and phones
Implementation and training of One to One Initiative
Implementation and training for administrative software for finance, student and human resource management
Installation, implementation and training for Global Positioning Systems on buses
County wide radio upgrade
Purchase and installation of districtwide time clocks

PAYMENTS FOR EDUCATIONAL FACILITIES AND SITES DUE UNDER A LEASE- PURCHASE AGREEMENT
Payments for principal and interest on Certificates of Participation and Qualified School Construction Bonds

PAYMENTS FOR RENTING AND LEASING EDUCATIONAL FACILITIES AND SITES
One (1) Year Lease of Portable Classrooms at various school sites

NOTICE OF TAX FOR SCHOOL CAPITAL OUTLAY

The Citrus County School District will soon consider a measure to continue to impose a 1.500 mill property tax for the capital outlay projects listed herein.

This tax is in addition to the School Board's proposed tax of 5.081 mills for operating expenses and is proposed solely at the discretion of the school board.

The capital outlay tax will generate approximately $13,654,737 to be used for the following projects:

CONSTRUCTION AND REMODELING

CREST HVAC Upgrade
Citrus High School Reroof Building 2, 3, 6 & 12
Floral City Elementary School Schematic Design for Kitchen Renovation/Remodel
Hernando Elementary School Kitchen Renovation/Remodel
Inverness Primary School Reroof Building 1,3 & 5
Lecanto Middle School HVAC Upgrade
Withlacoochee Technical Schematic Design for Cafeteria & Serving Area Renovation
Purchase properties adjacent to existing school sites
Purchase properties for future educational or support services use
Consultant services related to engineering and architectural work, as well as feasibility studies related to facility planning and site acquisition
New construction, remodeling , renovation and site work at Central Ridge Elementary, Citrus High, Citrus Springs Elementary, Citrus Springs Middle, CREST, Crystal River High, Crystal River Middle, Crystal River Primary, Floral City Elementary, Forest Ridge Elementary, Hernando Elementary, Homosassa Elementary, Inverness Middle, Inverness Primary, Lecanto High , Lecanto Middle, Lecanto Primary, Marine Science Station, Pleasant Grove Elementary, Renaissance Center, Rock Crusher Elementary, Withlacoochee Technical College, District Services buildings, Student Services buildings and Transportation buildings

MAINTENANCE, RENOVATION, AND REPAIR

Reimbursement of roof repairs, plumbing repairs, electrical repairs, additional computer drops, painting, ceiling repairs, flooring repairs, HVAC repairs and upgrades, minor remodel and renovation work, bleacher repairs, fire, health and safety related issues and site security issues, ADA renovations and repairs, fire alarm, electrical repairs and modifications, ceilings, walls, doors, windows and slabs, sites and ground improvements, indoor air quality, bathroom renovations, correct and improve drainage and erosion problems, lockers, fencing, gym and

PAYMENT OF COSTS OF COMPLIANCE WITH ENVIRONMENTAL STATUTES, RULES AND REGULATIONS

Removal of hazardous waste materials, maintenance of DRAs, asbestos abatement,
fire safety, ADA compliance, indoor air quality and radon testing

PAYMENT OF PREMIUMS FOR PROPERTY AND CASUALTY INSURANCE NECESSARY TO INSURE THE EDUCATIONAL AND ANCILLARY PLANTS OF THE SCHOOL DISTRICT

All concerned citizens are invited to a public hearing to be held on July 25, 2017 at 5:30 p.m. at The Citrus County School Board, District Services Center, 1007 West Main Street, Inverness, Florida.

A DECISION on the proposed CAPITAL OUTLAY TAXES will be made at this hearing.

FLORIDA

Reset Form | Print Form

DR-420S
R. 5/13
Rule 12D-16.002, FAC
Effective 5/13
Provisional

CERTIFICATION OF SCHOOL TAXABLE VALUE

Year : 2017	County : CITRUS
Name of School District : CITRUS CO SCHOOL DIST	

SECTION I : COMPLETED BY PROPERTY APPRAISER. SEND TO SCHOOL DISTRICT

1.	Current year taxable value of real property for operating purposes	$ 7,876,478,661	(1)
2.	Current year taxable value of personal property for operating purposes	$ 1,604,848,180	(2)
3.	Current year taxable value of centrally assessed property for operating purposes	$ 1,129,589	(3)
4.	Current year gross taxable value for operating purposes *(Line 1 plus Line 2 plus Line 3)*	$ 9,482,456,430	(4)
5.	Current year net new taxable value (Add new construction, additions, rehabilitative improvements increasing assessed value by at least 100%, annexations, and tangible personal property value over 115% of the previous year's value. Subtract deletions.)	$ 82,278,455	(5)
6.	Current year adjusted taxable value *(Line 4 minus Line 5)*	$ 9,400,177,975	(6)
7.	Prior year FINAL gross taxable value from prior year applicable Form DR-403 Series	$ 9,069,466,141	(7)
8.	Does the taxing authority levy a voted debt service millage or a millage voted for 2 years or less under s. 9(b), Article VII, State Constitution? *(If yes, complete and attach form DR-420DEBT, Certification of Voted Debt Millage.)*	☐ Yes ☑ No	(8)

SIGN HERE	**Property Appraiser Certification**	I certify the taxable values above are correct to the best of my knowledge.
	Signature of Property Appraiser : Electronically Certified by Property Appraiser	Date : 6/30/2017 3:33 PM

SECTION II : COMPLETED BY SCHOOL DISTRICTS. RETURN TO PROPERTY APPRAISER

Local board millage includes discretionary and capital outlay.

9.	Prior year state law millage levy: Required Local Effort (RLE) *(Sum of previous year's RLE and prior period funding adjustment)*	4.6770	per $1,000	(9)
10.	Prior year local board millage levy *(All discretionary millages)*	2.2480	per $1,000	(10)
11.	Prior year state law proceeds *(Line 9 multiplied by Line 7, divided by 1,000)*	$ 42,417,893		(11)
12.	Prior year local board proceeds *(Line 10 multiplied by Line 7, divided by 1,000)*	$ 20,388,160		(12)
13.	Prior year total state law and local board proceeds *(Line 11 plus Line 12)*	$ 62,806,053		(13)
14.	Current year state law rolled-back rate *(Line 11 divided by Line 6, multiplied by 1,000)*	4.5125	per $1,000	(14)
15.	Current year local board rolled-back rate *(Line 12 divided by Line 6, multiplied by 1,000)*	2.1689	per $1,000	(15)
16.	Current year proposed state law millage rate *(Sum of RLE and prior period funding adjustment)*	4.3330	per $1,000	(16)

17.	A. Capital Outlay	B. Discretionary Operating	C. Discretionary Capital Improvement	D. Use only with instructions from the Department of Revenue	E. Additional Voted Millage	(17)
	1.5000	0.7480	0.0000		0.0000	
	Current year proposed local board millage rate *(17A plus 17B, plus 17C, plus 17D, plus 17E)*				2.2480 per $1,000	

Continued on page 2

Name of School District :			DR-420S R. 5/13 Page 2
18.	Current year state law proceeds *(Line 16 multiplied by Line 4, divided by 1,000)*	$ 41,087,484	(18)
19.	Current year local board proceeds *(Line 17 multiplied by Line 4, divided by 1,000)*	$ 21,316,562	(19)
20.	Current year total state law and local board proceeds *(Line 18 plus Line 19)*	$ 62,404,046	(20)
21.	Current year proposed state law rate as percent change of state law rolled-back rate *(Line 16 divided by Line 14, minus 1, multiplied by 100)*	-3.98 %	(21)
22.	Current year total proposed rate as a percent change of rolled-back rate *{[(Line 16 plus Line 17) divided by (Line 14 plus Line 15)], minus 1}, multiplied by 100*	-1.50 %	(22)

Final public budget hearing	Date : 9/11/2017	Time : 5:30 PM	Place : 1007 W Main Street, Inverness, FL 34450

SIGN HERE	**Taxing Authority Certification**	I certify the millages and rates are correct to the best of my knowledge. The millages comply with the provisions of s. 200.065, F.S.	
	Signature of Chief Administrative Officer :		Date :
	Title : SANDRA HIMMEL, SUPERINTENDENT	Contact Name And Contact Title : Tammy Wilson, Director of Finance	
	Mailing Address : 1007 WEST MAIN ST	Physical Address : 1007 WEST MAIN STREET	
	City, State, Zip : INVERNESS, FL 34450	Phone Number : 3527261931 ext 2472	Fax Number : 3522492113

Continued on page 3

RESOLUTION OF THE CITRUS COUNTY SCHOOL BOARD ADOPTING THE TENTATIVE MILLAGE RATES FOR FISCAL YEAR 2017-2018.

WHEREAS, the School Board of Citrus County, Florida did pursuant to Chapters 200 and 1011, Florida Statutes, approve tentative millage rates for the fiscal year July 1, 2017 to June 30, 2018; and

WHEREAS, at the public hearing and in full compliance with Chapter 200, Florida Statutes, the School Board Citrus County adopted the tentative millage rates in the amounts of:

	Tentative Millage Levy	Proposed Amount To Be Raised
Required Local Effort	4.3330	$ 39,443,984
Basic Discretionary.	0.7480	$ 6,809,162
Capital Outlay	1.5000	$13,654,737

The total millage rate to be levied is less than the rolled-back rate by 1.50 percent.

NOW THEREFORE, BE IT RESOLVED:

That the School Board of Citrus County, adopted each tentative millage rate for the fiscal year July 1, 2017 to June 30, 2018 on July 25, 2017 by separate vote prior to adopting the tentative budget.

Virginia Bryant
Chairman

A RESOLUTION OF THE CITRUS COUNTY SCHOOL BOARD ADOPTING THE TENTATIVE BUDGET FOR FISCAL YEAR 2017-2018.

WHEREAS, the School Board of Citrus County, Florida, did, pursuant to Chapters 200 and 1011, Florida Statutes, approve tentative millage rates and a tentative budget for the fiscal year July 1, 2017 to June 30, 2018; and

WHEREAS, the School Board of Citrus County set forth the appropriations and revenue estimates for the budget for fiscal year 2017-2018; and

WHEREAS, at the public hearing and in full compliance with Chapter 200, Florida Statutes, the School Board of Citrus County adopted the tentative millage rates and the budget in the amount of $216,371,137 for fiscal year 2017-2018

NOW THEREFORE, BE IT RESOLVED:

That the attached budget of the School Board of Citrus County, including the millage rates as set forth therein, is hereby adopted by the School Board of Citrus County as a tentative budget for the categories indicated for the fiscal year July 1, 2017 to June 30, 2018.

Virginia Bryant
Chairman

FIVE YEAR WORK PLAN

INTRODUCTION

The 5-Year District Facilities Work Program is a very important document. The Department of Education, Legislature, Governor's Office, Division of Community Planning (growth management), local governments, and others use the work program information for various needs including funding, planning, and as the authoritative source for school facilities related information.

The district's facilities work program must be a complete, balanced capital outlay plan that is financially feasible. The first year of the work program is the districts capital outlay budget. To determine if the work program is balanced and financially feasible, the "Net Available Revenue" minus the "Funded Projects Costs" should sum to zero for "Remaining Funds".

If the "Remaining Funds" balance is zero, then the plan is both balanced and financially feasible.
If the "Remaining Funds" balance is negative, then the plan is neither balanced nor feasible.
If the "Remaining Funds" balance is greater than zero, the plan may be feasible, but it is not balanced.

Summary of revenue/expenditures available for new construction and remodeling projects only.

	2017 - 2018	2018 - 2019	2019 - 2020	2020 - 2021	2021 - 2022	Five Year Tota
Total Revenues	$21,487,643	$17,149,693	$14,829,099	$12,730,138	$12,372,296	$78,568,869
Total Project Costs	$21,487,643	$17,149,693	$14,829,099	$12,730,138	$12,372,296	$78,568,869
Difference (Remaining Funds)	$0	$0	$0	$0	$0	$0

District CITRUS COUNTY SCHOOL DISTRICT

Fiscal Year Range

CERTIFICATION

By submitting this electronic document, we certify that all information provided in this 5-year district facilities work program is accurate, all capital outlay resources are fully reported, and the expenditures planned represent a complete and balanced capital outlay plan for the district. The district Superintendent of Schools, Chief Financial Officer, and the School Board have approved the information contained in this 5-year district facilities work program; they certify to the Department of Education, Office of Educational Facilities, that the information contained herein is correct and accurate; they also certify that the plan has been developed in coordination with the general purpose local governments as required by §1013.35(2) F.S. We understand that any information contained in this 5-year district facilities work program is subject to audit by the Auditor General of the State of Florida.

Date of School Board Adoption

Work Plan Submittal Date

DISTRICT SUPERINTENDENT

CHIEF FINANCIAL OFFICER

DISTRICT POINT-OF-CONTACT PERSON

JOB TITLE

PHONE NUMBER

E-MAIL ADDRESS

Expenditures

Expenditure for Maintenance, Repair and Renovation from 1.50-Mills and PECO

Annually, prior to the adoption of the district school budget, each school board must prepare a tentative district facilities work program that includes a schedule of major repair and renovation projects necessary to maintain the educational and ancillary facilities of the district.

Item	2017 - 2018 Actual Budget	2018 - 2019 Projected	2019 - 2020 Projected	2020 - 2021 Projected	2021 - 2022 Projected	Total
Electrical	$162,000	$152,000	$142,000	$132,000	$122,000	$710,000
Locations:	BUS GARAGE, CENTRAL RIDGE ELEMENTARY SCHOOL, CITRUS RESOURCE FOR EXCEPTIONAL STUDENT TRANSITION, CITRUS SENIOR HIGH, CITRUS SPRINGS ELEMENTARY, CITRUS SPRINGS MIDDLE, CRYSTAL RIVER MIDDLE, CRYSTAL RIVER PRIMARY, CRYSTAL RIVER SENIOR HIGH, DISTRICT SERVICES CENTER, FLORAL CITY ELEMENTARY, FOREST RIDGE ELEMENTARY, HERNANDO ELEMENTARY, HOMOSASSA ELEMENTARY, INVERNESS MIDDLE, INVERNESS PRIMARY, JOHN H HEADLEE TECHNOLOGY RESOURCE CENTER, LECANTO MIDDLE, LECANTO PRIMARY, LECANTO SENIOR HIGH, MAINTENANCE CRYSTAL RIVER, MAINTENANCE LECANTO, MARINE SCIENCE STATION, PLEASANT GROVE ELEMENTARY, RENAISSANCE CENTER, ROCK CRUSHER ELEMENTARY, STUDENT SERVICES CENTER, WITHLACHOOCHEE TECHNICAL COLLEGE					
Fire Alarm	$40,000	$40,000	$40,000	$40,000	$40,000	$200,000
Locations:	BUS GARAGE, CENTRAL RIDGE ELEMENTARY SCHOOL, CITRUS RESOURCE FOR EXCEPTIONAL STUDENT TRANSITION, CITRUS SENIOR HIGH, CITRUS SPRINGS ELEMENTARY, CITRUS SPRINGS MIDDLE, CRYSTAL RIVER MIDDLE, CRYSTAL RIVER PRIMARY, CRYSTAL RIVER SENIOR HIGH, DISTRICT SERVICES CENTER, FLORAL CITY ELEMENTARY, FOREST RIDGE ELEMENTARY, HERNANDO ELEMENTARY, HOMOSASSA ELEMENTARY, INVERNESS MIDDLE, INVERNESS PRIMARY, JOHN H HEADLEE TECHNOLOGY RESOURCE CENTER, LECANTO MIDDLE, LECANTO PRIMARY, LECANTO SENIOR HIGH, MAINTENANCE CRYSTAL RIVER, MAINTENANCE LECANTO, MARINE SCIENCE STATION, PLEASANT GROVE ELEMENTARY, RENAISSANCE CENTER, ROCK CRUSHER ELEMENTARY, STUDENT SERVICES CENTER, WITHLACHOOCHEE TECHNICAL COLLEGE					
Telephone/Intercom System	$13,500	$5,000	$5,000	$5,000	$5,000	$33,500
Locations:	BUS GARAGE, CENTRAL RIDGE ELEMENTARY SCHOOL, CITRUS RESOURCE FOR EXCEPTIONAL STUDENT TRANSITION, CITRUS SENIOR HIGH, CITRUS SPRINGS ELEMENTARY, CITRUS SPRINGS MIDDLE, CRYSTAL RIVER MIDDLE, CRYSTAL RIVER PRIMARY, CRYSTAL RIVER SENIOR HIGH, DISTRICT SERVICES CENTER, FLORAL CITY ELEMENTARY, FOREST RIDGE ELEMENTARY, HERNANDO ELEMENTARY, HOMOSASSA ELEMENTARY, INVERNESS MIDDLE, INVERNESS PRIMARY, JOHN H HEADLEE TECHNOLOGY RESOURCE CENTER, LECANTO MIDDLE, LECANTO PRIMARY, LECANTO SENIOR HIGH, MAINTENANCE CRYSTAL RIVER, MAINTENANCE LECANTO, MARINE SCIENCE STATION, PLEASANT GROVE ELEMENTARY, RENAISSANCE CENTER, ROCK CRUSHER ELEMENTARY, STUDENT SERVICES CENTER, WITHLACHOOCHEE TECHNICAL COLLEGE					
Closed Circuit Television	$200,000	$190,000	$180,000	$170,000	$160,000	$900,000
Locations:	BUS GARAGE, BUS GARAGE, CENTRAL RIDGE ELEMENTARY SCHOOL, CENTRAL RIDGE ELEMENTARY SCHOOL, CITRUS RESOURCE FOR EXCEPTIONAL STUDENT TRANSITION, CITRUS RESOURCE FOR EXCEPTIONAL STUDENT TRANSITION, CITRUS SENIOR HIGH, CITRUS SENIOR HIGH, CITRUS SPRINGS ELEMENTARY, CITRUS SPRINGS ELEMENTARY, CITRUS SPRINGS MIDDLE, CITRUS SPRINGS MIDDLE, CRYSTAL RIVER MIDDLE, CRYSTAL RIVER MIDDLE, CRYSTAL RIVER PRIMARY, CRYSTAL RIVER PRIMARY, CRYSTAL RIVER SENIOR HIGH, CRYSTAL RIVER SENIOR HIGH, DISTRICT SERVICES CENTER, DISTRICT SERVICES CENTER, FLORAL CITY ELEMENTARY, FLORAL CITY ELEMENTARY, FOREST RIDGE ELEMENTARY, FOREST RIDGE ELEMENTARY, HERNANDO ELEMENTARY, HERNANDO ELEMENTARY, HOMOSASSA ELEMENTARY, HOMOSASSA ELEMENTARY, INVERNESS MIDDLE, INVERNESS MIDDLE, INVERNESS PRIMARY, INVERNESS PRIMARY, JOHN H HEADLEE TECHNOLOGY RESOURCE CENTER, JOHN H HEADLEE TECHNOLOGY RESOURCE CENTER, LECANTO MIDDLE, LECANTO MIDDLE, LECANTO PRIMARY, LECANTO PRIMARY, LECANTO SENIOR HIGH, LECANTO SENIOR HIGH, MAINTENANCE CRYSTAL RIVER, MAINTENANCE CRYSTAL RIVER, MAINTENANCE LECANTO, MAINTENANCE LECANTO, MARINE SCIENCE STATION, MARINE SCIENCE STATION, PLEASANT GROVE ELEMENTARY, PLEASANT GROVE ELEMENTARY, RENAISSANCE CENTER, RENAISSANCE CENTER, ROCK CRUSHER ELEMENTARY, ROCK CRUSHER ELEMENTARY, STUDENT SERVICES CENTER, STUDENT SERVICES CENTER, WITHLACHOOCHEE TECHNICAL COLLEGE, WITHLACHOOCHEE TECHNICAL COLLEGE					
Paint	$200,000	$190,000	$180,000	$170,000	$160,000	$900,000
Locations:	BUS GARAGE, CENTRAL RIDGE ELEMENTARY SCHOOL, CITRUS RESOURCE FOR EXCEPTIONAL STUDENT TRANSITION, CITRUS SENIOR HIGH, CITRUS SPRINGS ELEMENTARY, CITRUS SPRINGS MIDDLE, CRYSTAL RIVER MIDDLE, CRYSTAL RIVER PRIMARY, CRYSTAL RIVER SENIOR HIGH, DISTRICT SERVICES CENTER, FLORAL CITY ELEMENTARY, FOREST RIDGE ELEMENTARY, HERNANDO ELEMENTARY, HOMOSASSA ELEMENTARY, INVERNESS MIDDLE, INVERNESS PRIMARY, JOHN H HEADLEE TECHNOLOGY RESOURCE CENTER, LECANTO MIDDLE, LECANTO PRIMARY, LECANTO SENIOR HIGH, MAINTENANCE CRYSTAL RIVER, MAINTENANCE LECANTO, MARINE SCIENCE STATION, PLEASANT GROVE ELEMENTARY, RENAISSANCE CENTER, ROCK CRUSHER ELEMENTARY, STUDENT SERVICES CENTER, WITHLACHOOCHEE TECHNICAL COLLEGE					

Maintenance/Repair		$820,321	$128,000	$128,000	$128,000	$128,000	$1,332,321
Locations:	BUS GARAGE, CENTRAL RIDGE ELEMENTARY SCHOOL, CITRUS RESOURCE FOR EXCEPTIONAL STUDENT TRANSITION, CITRUS SENIOR HIGH, CITRUS SPRINGS ELEMENTARY, CITRUS SPRINGS MIDDLE, CRYSTAL RIVER MIDDLE, CRYSTAL RIVER PRIMARY, CRYSTAL RIVER SENIOR HIGH, DISTRICT SERVICES CENTER, FLORAL CITY ELEMENTARY, FOREST RIDGE ELEMENTARY, HERNANDO ELEMENTARY, HOMOSASSA ELEMENTARY, INVERNESS MIDDLE, INVERNESS PRIMARY, JOHN H HEADLEE TECHNOLOGY RESOURCE CENTER, LECANTO MIDDLE, LECANTO PRIMARY, LECANTO SENIOR HIGH, MAINTENANCE CRYSTAL RIVER, MAINTENANCE LECANTO, MARINE SCIENCE STATION, PLEASANT GROVE ELEMENTARY, RENAISSANCE CENTER, ROCK CRUSHER ELEMENTARY, STUDENT SERVICES CENTER, WITHLACHOOCHEE TECHNICAL COLLEGE						
HVAC		$450,000	$425,000	$400,000	$375,000	$350,000	$2,000,000
Locations:	BUS GARAGE, CENTRAL RIDGE ELEMENTARY SCHOOL, CITRUS RESOURCE FOR EXCEPTIONAL STUDENT TRANSITION, CITRUS SENIOR HIGH, CITRUS SPRINGS ELEMENTARY, CITRUS SPRINGS MIDDLE, CRYSTAL RIVER MIDDLE, CRYSTAL RIVER PRIMARY, CRYSTAL RIVER SENIOR HIGH, DISTRICT SERVICES CENTER, FLORAL CITY ELEMENTARY, FOREST RIDGE ELEMENTARY, HERNANDO ELEMENTARY, HOMOSASSA ELEMENTARY, INVERNESS MIDDLE, INVERNESS PRIMARY, JOHN H HEADLEE TECHNOLOGY RESOURCE CENTER, LECANTO MIDDLE, LECANTO PRIMARY, LECANTO SENIOR HIGH, MAINTENANCE CRYSTAL RIVER, MAINTENANCE LECANTO, MARINE SCIENCE STATION, PLEASANT GROVE ELEMENTARY, RENAISSANCE CENTER, ROCK CRUSHER ELEMENTARY, STUDENT SERVICES CENTER, WITHLACHOOCHEE TECHNICAL COLLEGE						
Flooring		$225,000	$210,000	$195,000	$180,000	$165,000	$975,000
Locations:	BUS GARAGE, CENTRAL RIDGE ELEMENTARY SCHOOL, CITRUS RESOURCE FOR EXCEPTIONAL STUDENT TRANSITION, CITRUS SENIOR HIGH, CITRUS SPRINGS ELEMENTARY, CITRUS SPRINGS MIDDLE, CRYSTAL RIVER MIDDLE, CRYSTAL RIVER PRIMARY, CRYSTAL RIVER SENIOR HIGH, DISTRICT SERVICES CENTER, FLORAL CITY ELEMENTARY, FOREST RIDGE ELEMENTARY, HERNANDO ELEMENTARY, HOMOSASSA ELEMENTARY, INVERNESS MIDDLE, INVERNESS PRIMARY, JOHN H HEADLEE TECHNOLOGY RESOURCE CENTER, LECANTO MIDDLE, LECANTO PRIMARY, LECANTO SENIOR HIGH, MAINTENANCE CRYSTAL RIVER, MAINTENANCE LECANTO, MARINE SCIENCE STATION, PLEASANT GROVE ELEMENTARY, RENAISSANCE CENTER, ROCK CRUSHER ELEMENTARY, STUDENT SERVICES CENTER, WITHLACHOOCHEE TECHNICAL COLLEGE						
Roofing		$145,000	$135,000	$125,000	$115,000	$105,000	$625,000
Locations:	BUS GARAGE, CENTRAL RIDGE ELEMENTARY SCHOOL, CITRUS RESOURCE FOR EXCEPTIONAL STUDENT TRANSITION, CITRUS SENIOR HIGH, CITRUS SPRINGS ELEMENTARY, CITRUS SPRINGS MIDDLE, CRYSTAL RIVER MIDDLE, CRYSTAL RIVER PRIMARY, CRYSTAL RIVER SENIOR HIGH, DISTRICT SERVICES CENTER, FLORAL CITY ELEMENTARY, FOREST RIDGE ELEMENTARY, HERNANDO ELEMENTARY, HOMOSASSA ELEMENTARY, INVERNESS MIDDLE, INVERNESS PRIMARY, JOHN H HEADLEE TECHNOLOGY RESOURCE CENTER, LECANTO MIDDLE, LECANTO PRIMARY, LECANTO SENIOR HIGH, MAINTENANCE CRYSTAL RIVER, MAINTENANCE LECANTO, MARINE SCIENCE STATION, PLEASANT GROVE ELEMENTARY, RENAISSANCE CENTER, ROCK CRUSHER ELEMENTARY, STUDENT SERVICES CENTER, WITHLACHOOCHEE TECHNICAL COLLEGE						
Safety to Life		$250,000	$240,000	$230,000	$220,000	$210,000	$1,150,000
Locations:	BUS GARAGE, CENTRAL RIDGE ELEMENTARY SCHOOL, CITRUS RESOURCE FOR EXCEPTIONAL STUDENT TRANSITION, CITRUS SENIOR HIGH, CITRUS SPRINGS ELEMENTARY, CITRUS SPRINGS MIDDLE, CRYSTAL RIVER MIDDLE, CRYSTAL RIVER PRIMARY, CRYSTAL RIVER SENIOR HIGH, DISTRICT SERVICES CENTER, FLORAL CITY ELEMENTARY, FOREST RIDGE ELEMENTARY, HERNANDO ELEMENTARY, HOMOSASSA ELEMENTARY, INVERNESS MIDDLE, INVERNESS PRIMARY, JOHN H HEADLEE TECHNOLOGY RESOURCE CENTER, LECANTO MIDDLE, LECANTO PRIMARY, LECANTO SENIOR HIGH, MAINTENANCE CRYSTAL RIVER, MAINTENANCE LECANTO, MARINE SCIENCE STATION, PLEASANT GROVE ELEMENTARY, RENAISSANCE CENTER, ROCK CRUSHER ELEMENTARY, STUDENT SERVICES CENTER, WITHLACHOOCHEE TECHNICAL COLLEGE						
Fencing		$10,000	$10,000	$10,000	$10,000	$10,000	$50,000
Locations:	BUS GARAGE, CENTRAL RIDGE ELEMENTARY SCHOOL, CITRUS RESOURCE FOR EXCEPTIONAL STUDENT TRANSITION, CITRUS SENIOR HIGH, CITRUS SPRINGS ELEMENTARY, CITRUS SPRINGS MIDDLE, CRYSTAL RIVER MIDDLE, CRYSTAL RIVER PRIMARY, CRYSTAL RIVER SENIOR HIGH, DISTRICT SERVICES CENTER, FLORAL CITY ELEMENTARY, FOREST RIDGE ELEMENTARY, HERNANDO ELEMENTARY, HOMOSASSA ELEMENTARY, INVERNESS MIDDLE, INVERNESS PRIMARY, JOHN H HEADLEE TECHNOLOGY RESOURCE CENTER, LECANTO MIDDLE, LECANTO PRIMARY, LECANTO SENIOR HIGH, MAINTENANCE CRYSTAL RIVER, MAINTENANCE LECANTO, MARINE SCIENCE STATION, PLEASANT GROVE ELEMENTARY, RENAISSANCE CENTER, ROCK CRUSHER ELEMENTARY, STUDENT SERVICES CENTER, WITHLACHOOCHEE TECHNICAL COLLEGE						
Parking		$200,000	$190,000	$180,000	$170,000	$160,000	$900,000
Locations:	BUS GARAGE, CENTRAL RIDGE ELEMENTARY SCHOOL, CITRUS RESOURCE FOR EXCEPTIONAL STUDENT TRANSITION, CITRUS SENIOR HIGH, CITRUS SPRINGS ELEMENTARY, CITRUS SPRINGS MIDDLE, CRYSTAL RIVER MIDDLE, CRYSTAL RIVER PRIMARY, CRYSTAL RIVER SENIOR HIGH, DISTRICT SERVICES CENTER, FLORAL CITY ELEMENTARY, FOREST RIDGE ELEMENTARY, HERNANDO ELEMENTARY, HOMOSASSA ELEMENTARY, INVERNESS MIDDLE, INVERNESS PRIMARY, JOHN H HEADLEE TECHNOLOGY RESOURCE CENTER, LECANTO MIDDLE, LECANTO PRIMARY, LECANTO SENIOR HIGH, MAINTENANCE CRYSTAL RIVER, MAINTENANCE LECANTO, MARINE SCIENCE STATION, PLEASANT GROVE ELEMENTARY, RENAISSANCE CENTER, ROCK CRUSHER ELEMENTARY, STUDENT SERVICES CENTER, WITHLACHOOCHEE TECHNICAL COLLEGE						
	Sub Total:	**$2,715,821**	**$1,915,000**	**$1,815,000**	**$1,715,000**	**$1,615,000**	**$9,775,821**

PECO Maintenance Expenditures	$342,321	$342,321	$342,321	$342,321	$342,321	$1,711,605
1.50 Mill Sub Total:	$3,763,500	$2,962,679	$2,862,679	$2,762,679	$2,662,679	$15,014,216

Other Items	2017 - 2018 Actual Budget	2018 - 2019 Projected	2019 - 2020 Projected	2020 - 2021 Projected	2021 - 2022 Projected	Total
Gym Maintenance	$30,000	$30,000	$30,000	$30,000	$30,000	$150,000
Locations	CITRUS SENIOR HIGH, CITRUS SPRINGS MIDDLE, CRYSTAL RIVER MIDDLE, CRYSTAL RIVER SENIOR HIGH, INVERNESS MIDDLE, LECANTO MIDDLE, LECANTO SENIOR HIGH					
Doors and Windows	$75,000	$75,000	$75,000	$75,000	$75,000	$375,000
Locations	BUS GARAGE, CENTRAL RIDGE ELEMENTARY SCHOOL, CITRUS RESOURCE FOR EXCEPTIONAL STUDENT TRANSITION, CITRUS SENIOR HIGH, CITRUS SPRINGS ELEMENTARY, CITRUS SPRINGS MIDDLE, CRYSTAL RIVER MIDDLE, CRYSTAL RIVER PRIMARY, CRYSTAL RIVER SENIOR HIGH, DISTRICT SERVICES CENTER, FLORAL CITY ELEMENTARY, FOREST RIDGE ELEMENTARY, HERNANDO ELEMENTARY, HOMOSASSA ELEMENTARY, INVERNESS MIDDLE, INVERNESS PRIMARY, JOHN H HEADLEE TECHNOLOGY RESOURCE CENTER, LECANTO MIDDLE, LECANTO PRIMARY, LECANTO SENIOR HIGH, MAINTENANCE CRYSTAL RIVER, MAINTENANCE LECANTO, MARINE SCIENCE STATION, PLEASANT GROVE ELEMENTARY, RENAISSANCE CENTER, ROCK CRUSHER ELEMENTARY, STUDENT SERVICES CENTER, WITHLACHOOCHEE TECHNICAL COLLEGE					
Sports field lighting	$20,000	$20,000	$20,000	$20,000	$20,000	$100,000
Locations	CITRUS SENIOR HIGH, CITRUS SPRINGS MIDDLE, CRYSTAL RIVER MIDDLE, CRYSTAL RIVER SENIOR HIGH, INVERNESS MIDDLE, LECANTO MIDDLE, LECANTO SENIOR HIGH					
Cabinets	$30,000	$30,000	$30,000	$30,000	$30,000	$150,000
Locations	BUS GARAGE, CENTRAL RIDGE ELEMENTARY SCHOOL, CITRUS RESOURCE FOR EXCEPTIONAL STUDENT TRANSITION, CITRUS SENIOR HIGH, CITRUS SPRINGS ELEMENTARY, CITRUS SPRINGS MIDDLE, CRYSTAL RIVER MIDDLE, CRYSTAL RIVER PRIMARY, CRYSTAL RIVER SENIOR HIGH, DISTRICT SERVICES CENTER, FLORAL CITY ELEMENTARY, FOREST RIDGE ELEMENTARY, HERNANDO ELEMENTARY, HOMOSASSA ELEMENTARY, INVERNESS MIDDLE, INVERNESS PRIMARY, JOHN H HEADLEE TECHNOLOGY RESOURCE CENTER, LECANTO MIDDLE, LECANTO PRIMARY, LECANTO SENIOR HIGH, MAINTENANCE CRYSTAL RIVER, MAINTENANCE LECANTO, MARINE SCIENCE STATION, PLEASANT GROVE ELEMENTARY, RENAISSANCE CENTER, ROCK CRUSHER ELEMENTARY, STUDENT SERVICES CENTER, WITHLACHOOCHEE TECHNICAL COLLEGE					
Concrete	$75,000	$75,000	$75,000	$75,000	$75,000	$375,000
Locations	BUS GARAGE, CENTRAL RIDGE ELEMENTARY SCHOOL, CITRUS RESOURCE FOR EXCEPTIONAL STUDENT TRANSITION, CITRUS SENIOR HIGH, CITRUS SPRINGS ELEMENTARY, CITRUS SPRINGS MIDDLE, CRYSTAL RIVER MIDDLE, CRYSTAL RIVER PRIMARY, CRYSTAL RIVER SENIOR HIGH, DISTRICT SERVICES CENTER, FLORAL CITY ELEMENTARY, FOREST RIDGE ELEMENTARY, HERNANDO ELEMENTARY, HOMOSASSA ELEMENTARY, INVERNESS MIDDLE, INVERNESS PRIMARY, JOHN H HEADLEE TECHNOLOGY RESOURCE CENTER, LECANTO MIDDLE, LECANTO PRIMARY, LECANTO SENIOR HIGH, MAINTENANCE CRYSTAL RIVER, MAINTENANCE LECANTO, MARINE SCIENCE STATION, PLEASANT GROVE ELEMENTARY, RENAISSANCE CENTER, ROCK CRUSHER ELEMENTARY, STUDENT SERVICES CENTER, WITHLACHOOCHEE TECHNICAL COLLEGE					
Energy Manangement	$25,000	$25,000	$25,000	$25,000	$25,000	$125,000
Locations	BUS GARAGE, CENTRAL RIDGE ELEMENTARY SCHOOL, CITRUS RESOURCE FOR EXCEPTIONAL STUDENT TRANSITION, CITRUS SENIOR HIGH, CITRUS SPRINGS ELEMENTARY, CITRUS SPRINGS MIDDLE, CRYSTAL RIVER MIDDLE, CRYSTAL RIVER PRIMARY, CRYSTAL RIVER SENIOR HIGH, DISTRICT SERVICES CENTER, FLORAL CITY ELEMENTARY, FOREST RIDGE ELEMENTARY, HERNANDO ELEMENTARY, HOMOSASSA ELEMENTARY, INVERNESS MIDDLE, INVERNESS PRIMARY, JOHN H HEADLEE TECHNOLOGY RESOURCE CENTER, LECANTO MIDDLE, LECANTO PRIMARY, LECANTO SENIOR HIGH, MAINTENANCE CRYSTAL RIVER, MAINTENANCE LECANTO, MARINE SCIENCE STATION, PLEASANT GROVE ELEMENTARY, RENAISSANCE CENTER, ROCK CRUSHER ELEMENTARY, STUDENT SERVICES CENTER, WITHLACHOOCHEE TECHNICAL COLLEGE					
Site Security (locks & equipment)	$75,000	$75,000	$75,000	$75,000	$75,000	$375,000
Locations	BUS GARAGE, CENTRAL RIDGE ELEMENTARY SCHOOL, CITRUS RESOURCE FOR EXCEPTIONAL STUDENT TRANSITION, CITRUS SENIOR HIGH, CITRUS SPRINGS ELEMENTARY, CITRUS SPRINGS MIDDLE, CRYSTAL RIVER MIDDLE, CRYSTAL RIVER PRIMARY, CRYSTAL RIVER SENIOR HIGH, DISTRICT SERVICES CENTER, FLORAL CITY ELEMENTARY, FOREST RIDGE ELEMENTARY, HERNANDO ELEMENTARY, HOMOSASSA ELEMENTARY, INVERNESS MIDDLE, INVERNESS PRIMARY, JOHN H HEADLEE TECHNOLOGY RESOURCE CENTER, LECANTO MIDDLE, LECANTO PRIMARY, LECANTO SENIOR HIGH, MAINTENANCE CRYSTAL RIVER, MAINTENANCE LECANTO, MARINE SCIENCE STATION, PLEASANT GROVE ELEMENTARY, RENAISSANCE CENTER, ROCK CRUSHER ELEMENTARY, STUDENT SERVICES CENTER, WITHLACHOOCHEE TECHNICAL COLLEGE					

Maintenance Equipment		$205,000	$205,000	$205,000	$205,000	$205,000	$1,025,000
Locations	BUS GARAGE, CENTRAL RIDGE ELEMENTARY SCHOOL, CITRUS RESOURCE FOR EXCEPTIONAL STUDENT TRANSITION, CITRUS SENIOR HIGH, CITRUS SPRINGS ELEMENTARY, CITRUS SPRINGS MIDDLE, CRYSTAL RIVER MIDDLE, CRYSTAL RIVER PRIMARY, CRYSTAL RIVER SENIOR HIGH, DISTRICT SERVICES CENTER, FLORAL CITY ELEMENTARY, FOREST RIDGE ELEMENTARY, HERNANDO ELEMENTARY, HOMOSASSA ELEMENTARY, INVERNESS MIDDLE, INVERNESS PRIMARY, JOHN H HEADLEE TECHNOLOGY RESOURCE CENTER, LECANTO MIDDLE, LECANTO PRIMARY, LECANTO SENIOR HIGH, MAINTENANCE CRYSTAL RIVER, MAINTENANCE LECANTO, MARINE SCIENCE STATION, PLEASANT GROVE ELEMENTARY, RENAISSANCE CENTER, ROCK CRUSHER ELEMENTARY, STUDENT SERVICES CENTER, WITHLACHOOCHEE TECHNICAL COLLEGE						
Environmental Regulation		$80,000	$80,000	$80,000	$80,000	$80,000	$400,000
Locations	BUS GARAGE, CENTRAL RIDGE ELEMENTARY SCHOOL, CITRUS RESOURCE FOR EXCEPTIONAL STUDENT TRANSITION, CITRUS SENIOR HIGH, CITRUS SPRINGS ELEMENTARY, CITRUS SPRINGS MIDDLE, CRYSTAL RIVER MIDDLE, CRYSTAL RIVER PRIMARY, CRYSTAL RIVER SENIOR HIGH, DISTRICT SERVICES CENTER, FLORAL CITY ELEMENTARY, FOREST RIDGE ELEMENTARY, HERNANDO ELEMENTARY, HOMOSASSA ELEMENTARY, INVERNESS MIDDLE, INVERNESS PRIMARY, JOHN H HEADLEE TECHNOLOGY RESOURCE CENTER, LECANTO MIDDLE, LECANTO PRIMARY, LECANTO SENIOR HIGH, MAINTENANCE CRYSTAL RIVER, MAINTENANCE LECANTO, MARINE SCIENCE STATION, PLEASANT GROVE ELEMENTARY, RENAISSANCE CENTER, ROCK CRUSHER ELEMENTARY, STUDENT SERVICES CENTER, WITHLACHOOCHEE TECHNICAL COLLEGE						
Plumbing		$135,000	$135,000	$135,000	$135,000	$135,000	$675,000
Locations	BUS GARAGE, CENTRAL RIDGE ELEMENTARY SCHOOL, CITRUS RESOURCE FOR EXCEPTIONAL STUDENT TRANSITION, CITRUS SENIOR HIGH, CITRUS SPRINGS ELEMENTARY, CITRUS SPRINGS MIDDLE, CRYSTAL RIVER MIDDLE, CRYSTAL RIVER PRIMARY, CRYSTAL RIVER SENIOR HIGH, DISTRICT SERVICES CENTER, FLORAL CITY ELEMENTARY, FOREST RIDGE ELEMENTARY, HERNANDO ELEMENTARY, HOMOSASSA ELEMENTARY, INVERNESS MIDDLE, INVERNESS PRIMARY, JOHN H HEADLEE TECHNOLOGY RESOURCE CENTER, LECANTO MIDDLE, LECANTO PRIMARY, LECANTO SENIOR HIGH, MAINTENANCE CRYSTAL RIVER, MAINTENANCE LECANTO, MARINE SCIENCE STATION, PLEASANT GROVE ELEMENTARY, RENAISSANCE CENTER, ROCK CRUSHER ELEMENTARY, STUDENT SERVICES CENTER, WITHLACHOOCHEE TECHNICAL COLLEGE						
HVAC Preventive maintenance program		$110,000	$110,000	$110,000	$110,000	$110,000	$550,000
Locations	BUS GARAGE, CENTRAL RIDGE ELEMENTARY SCHOOL, CITRUS RESOURCE FOR EXCEPTIONAL STUDENT TRANSITION, CITRUS SENIOR HIGH, CITRUS SPRINGS ELEMENTARY, CITRUS SPRINGS MIDDLE, CRYSTAL RIVER MIDDLE, CRYSTAL RIVER PRIMARY, CRYSTAL RIVER SENIOR HIGH, DISTRICT SERVICES CENTER, FLORAL CITY ELEMENTARY, FOREST RIDGE ELEMENTARY, HERNANDO ELEMENTARY, HOMOSASSA ELEMENTARY, INVERNESS MIDDLE, INVERNESS PRIMARY, JOHN H HEADLEE TECHNOLOGY RESOURCE CENTER, LECANTO MIDDLE, LECANTO PRIMARY, LECANTO SENIOR HIGH, MAINTENANCE CRYSTAL RIVER, MAINTENANCE LECANTO, MARINE SCIENCE STATION, PLEASANT GROVE ELEMENTARY, RENAISSANCE CENTER, ROCK CRUSHER ELEMENTARY, STUDENT SERVICES CENTER, WITHLACHOOCHEE TECHNICAL COLLEGE						
Carpet Cleaning		$35,000	$35,000	$35,000	$35,000	$35,000	$175,000
Locations	BUS GARAGE, CENTRAL RIDGE ELEMENTARY SCHOOL, CITRUS RESOURCE FOR EXCEPTIONAL STUDENT TRANSITION, CITRUS SENIOR HIGH, CITRUS SPRINGS ELEMENTARY, CITRUS SPRINGS MIDDLE, CRYSTAL RIVER MIDDLE, CRYSTAL RIVER PRIMARY, CRYSTAL RIVER SENIOR HIGH, DISTRICT SERVICES CENTER, FLORAL CITY ELEMENTARY, FOREST RIDGE ELEMENTARY, HERNANDO ELEMENTARY, HOMOSASSA ELEMENTARY, INVERNESS MIDDLE, INVERNESS PRIMARY, JOHN H HEADLEE TECHNOLOGY RESOURCE CENTER, LECANTO MIDDLE, LECANTO PRIMARY, LECANTO SENIOR HIGH, MAINTENANCE CRYSTAL RIVER, MAINTENANCE LECANTO, MARINE SCIENCE STATION, PLEASANT GROVE ELEMENTARY, RENAISSANCE CENTER, ROCK CRUSHER ELEMENTARY, STUDENT SERVICES CENTER, WITHLACHOOCHEE TECHNICAL COLLEGE						
Ceilings and Acoustical		$10,000	$10,000	$10,000	$10,000	$10,000	$50,000
Locations	BUS GARAGE, CENTRAL RIDGE ELEMENTARY SCHOOL, CITRUS RESOURCE FOR EXCEPTIONAL STUDENT TRANSITION, CITRUS SENIOR HIGH, CITRUS SPRINGS ELEMENTARY, CITRUS SPRINGS MIDDLE, CRYSTAL RIVER MIDDLE, CRYSTAL RIVER PRIMARY, CRYSTAL RIVER SENIOR HIGH, DISTRICT SERVICES CENTER, FLORAL CITY ELEMENTARY, FOREST RIDGE ELEMENTARY, HERNANDO ELEMENTARY, HOMOSASSA ELEMENTARY, INVERNESS MIDDLE, INVERNESS PRIMARY, JOHN H HEADLEE TECHNOLOGY RESOURCE CENTER, LECANTO MIDDLE, LECANTO PRIMARY, LECANTO SENIOR HIGH, MAINTENANCE CRYSTAL RIVER, MAINTENANCE LECANTO, MARINE SCIENCE STATION, PLEASANT GROVE ELEMENTARY, RENAISSANCE CENTER, ROCK CRUSHER ELEMENTARY, STUDENT SERVICES CENTER, WITHLACHOOCHEE TECHNICAL COLLEGE						
Athletics Related		$50,000	$50,000	$50,000	$50,000	$50,000	$250,000
Locations	BUS GARAGE, CENTRAL RIDGE ELEMENTARY SCHOOL, CITRUS RESOURCE FOR EXCEPTIONAL STUDENT TRANSITION, CITRUS SENIOR HIGH, CITRUS SPRINGS ELEMENTARY, CITRUS SPRINGS MIDDLE, CRYSTAL RIVER MIDDLE, CRYSTAL RIVER PRIMARY, CRYSTAL RIVER SENIOR HIGH, DISTRICT SERVICES CENTER, FLORAL CITY ELEMENTARY, FOREST RIDGE ELEMENTARY, HERNANDO ELEMENTARY, HOMOSASSA ELEMENTARY, INVERNESS MIDDLE, INVERNESS PRIMARY, JOHN H HEADLEE TECHNOLOGY RESOURCE CENTER, LECANTO MIDDLE, LECANTO PRIMARY, LECANTO SENIOR HIGH, MAINTENANCE CRYSTAL RIVER, MAINTENANCE LECANTO, MARINE SCIENCE STATION, PLEASANT GROVE ELEMENTARY, RENAISSANCE CENTER, ROCK CRUSHER ELEMENTARY, STUDENT SERVICES CENTER, WITHLACHOOCHEE TECHNICAL COLLEGE						
Signage		$10,000	$10,000	$10,000	$10,000	$10,000	$50,000

Locations	BUS GARAGE, CENTRAL RIDGE ELEMENTARY SCHOOL, CITRUS RESOURCE FOR EXCEPTIONAL STUDENT TRANSITION, CITRUS SENIOR HIGH, CITRUS SPRINGS ELEMENTARY, CITRUS SPRINGS MIDDLE, CRYSTAL RIVER MIDDLE, CRYSTAL RIVER PRIMARY, CRYSTAL RIVER SENIOR HIGH, DISTRICT SERVICES CENTER, FLORAL CITY ELEMENTARY, FOREST RIDGE ELEMENTARY, HERNANDO ELEMENTARY, HOMOSASSA ELEMENTARY, INVERNESS MIDDLE, INVERNESS PRIMARY, JOHN H HEADLEE TECHNOLOGY RESOURCE CENTER, LECANTO MIDDLE, LECANTO PRIMARY, LECANTO SENIOR HIGH, MAINTENANCE CRYSTAL RIVER, MAINTENANCE LECANTO, MARINE SCIENCE STATION, PLEASANT GROVE ELEMENTARY, RENAISSANCE CENTER, ROCK CRUSHER ELEMENTARY, STUDENT SERVICES CENTER, WITHLACHOOCHEE TECHNICAL COLLEGE						
Playgrounds	$125,000	$125,000	$125,000	$125,000	$125,000	$625,000
Locations	BUS GARAGE, CENTRAL RIDGE ELEMENTARY SCHOOL, CITRUS RESOURCE FOR EXCEPTIONAL STUDENT TRANSITION, CITRUS SENIOR HIGH, CITRUS SPRINGS ELEMENTARY, CITRUS SPRINGS MIDDLE, CRYSTAL RIVER MIDDLE, CRYSTAL RIVER PRIMARY, CRYSTAL RIVER SENIOR HIGH, DISTRICT SERVICES CENTER, FLORAL CITY ELEMENTARY, FOREST RIDGE ELEMENTARY, HERNANDO ELEMENTARY, HOMOSASSA ELEMENTARY, INVERNESS MIDDLE, INVERNESS PRIMARY, JOHN H HEADLEE TECHNOLOGY RESOURCE CENTER, LECANTO MIDDLE, LECANTO PRIMARY, LECANTO SENIOR HIGH, MAINTENANCE CRYSTAL RIVER, MAINTENANCE LECANTO, MARINE SCIENCE STATION, PLEASANT GROVE ELEMENTARY, RENAISSANCE CENTER, ROCK CRUSHER ELEMENTARY, STUDENT SERVICES CENTER, WITHLACHOOCHEE TECHNICAL COLLEGE						
Remodeling / Renovations	$300,000	$300,000	$300,000	$300,000	$300,000	$1,500,000
Locations	BUS GARAGE, CENTRAL RIDGE ELEMENTARY SCHOOL, CITRUS RESOURCE FOR EXCEPTIONAL STUDENT TRANSITION, CITRUS SENIOR HIGH, CITRUS SPRINGS ELEMENTARY, CITRUS SPRINGS MIDDLE, CRYSTAL RIVER MIDDLE, CRYSTAL RIVER PRIMARY, CRYSTAL RIVER SENIOR HIGH, DISTRICT SERVICES CENTER, FLORAL CITY ELEMENTARY, FOREST RIDGE ELEMENTARY, HERNANDO ELEMENTARY, HOMOSASSA ELEMENTARY, INVERNESS MIDDLE, INVERNESS PRIMARY, JOHN H HEADLEE TECHNOLOGY RESOURCE CENTER, LECANTO MIDDLE, LECANTO PRIMARY, LECANTO SENIOR HIGH, MAINTENANCE CRYSTAL RIVER, MAINTENANCE LECANTO, MARINE SCIENCE STATION, PLEASANT GROVE ELEMENTARY, RENAISSANCE CENTER, ROCK CRUSHER ELEMENTARY, STUDENT SERVICES CENTER, WITHLACHOOCHEE TECHNICAL COLLEGE						
Total:	**$4,105,821**	**$3,305,000**	**$3,205,000**	**$3,105,000**	**$3,005,000**	**$16,725,821**

Local 1.50 Mill Expenditure For Maintenance, Repair and Renovation

Anticipated expenditures expected from local funding sources over the years covered by the current work plan.

Item	2017 - 2018 Actual Budget	2018 - 2019 Projected	2019 - 2020 Projected	2020 - 2021 Projected	2021 - 2022 Projected	Total
Remaining Maint and Repair from 1.5 Mills	$3,763,500	$2,962,679	$2,862,679	$2,762,679	$2,662,679	$15,014,216
Maintenance/Repair Salaries	$2,585,000	$2,585,000	$2,585,000	$2,585,000	$2,585,000	$12,925,000
School Bus Purchases	$2,227,968	$1,170,000	$1,287,000	$1,170,000	$1,287,000	$7,141,968
Other Vehicle Purchases	$0	$0	$0	$0	$0	$0
Capital Outlay Equipment	$185,000	$185,000	$185,000	$185,000	$185,000	$925,000
Rent/Lease Payments	$150,000	$150,000	$150,000	$150,000	$150,000	$750,000
COP Debt Service	$0	$0	$0	$0	$0	$0
Rent/Lease Relocatables	$16,380	$16,500	$16,500	$16,500	$16,500	$82,380
Environmental Problems	$222,500	$249,120	$240,120	$249,120	$217,520	$1,178,380
s.1011.14 Debt Service	$500	$500	$500	$500	$500	$2,500
Special Facilities Construction Account	$0	$0	$0	$0	$0	$0
Premiums for Property Casualty Insurance - 1011.71 (4a,b)	$1,505,752	$1,500,000	$1,500,000	$1,500,000	$1,500,000	$7,505,752
Qualified School Construction Bonds (QSCB)	$2,746,209	$2,624,829	$2,624,829	$2,624,829	$2,624,829	$13,245,525
Qualified Zone Academy Bonds (QZAB)	$0	$0	$0	$0	$0	$0
Technology Related Maintenance (and equipment)	$2,030,115	$2,545,364	$2,477,544	$2,030,702	$990,416	$10,074,141
Enterprise Software	$460,000	$460,000	$460,000	$460,000	$460,000	$2,300,000
Local Expenditure Totals:	**$15,892,924**	**$14,448,992**	**$14,389,172**	**$13,734,330**	**$12,679,444**	**$71,144,862**

Revenue

1.50 Mill Revenue Source

Schedule of Estimated Capital Outlay Revenue from each currently approved source which is estimated to be available for expenditures on the projects included in the tentative district facilities work program. All amounts are NET after considering carryover balances, interest earned, new COP's, 1011.14 and 1011.15 loans, etc. Districts cannot use 1.5-Mill funds for salaries except for those explicitly associated with maintenance/repair projects. (1011.71 (5), F.S.)

Item	Fund	2017 - 2018 Actual Value	2018 - 2019 Projected	2019 - 2020 Projected	2020 - 2021 Projected	2021 - 2022 Projected	Total
(1) Non-exempt property assessed valuation		$9,482,456,430	$9,766,930,123	$10,059,938,027	$10,361,736,167	$10,672,588,252	$50,343,648,999
(2) The Millege projected for discretionary capital outlay per s.1011.71		1.50	1.50	1.50	1.50	1.50	
(3) Full value of the 1.50-Mill discretionary capital outlay per s.1011.71		$15,930,527	$16,408,443	$16,900,696	$17,407,717	$17,929,948	$84,577,331
(4) Value of the portion of the 1.50 -Mill ACTUALLY levied	370	$13,654,737	$14,064,379	$14,486,311	$14,920,900	$15,368,527	$72,494,854
(5) Difference of lines (3) and (4)		$2,275,790	$2,344,064	$2,414,385	$2,486,817	$2,561,421	$12,082,477

PECO Revenue Source

The figure in the row designated "PECO Maintenance" will be subtracted from funds available for new construction because PECO maintenance dollars cannot be used for new construction.

Item	Fund	2017 - 2018 Actual Budget	2018 - 2019 Projected	2019 - 2020 Projected	2020 - 2021 Projected	2021 - 2022 Projected	Total
PECO New Construction	340	$0	$0	$68,918	$244,026	$305,895	$618,839
PECO Maintenance Expenditures		$342,321	$342,321	$342,321	$342,321	$342,321	$1,711,605
		$342,321	**$342,321**	**$411,239**	**$586,347**	**$648,216**	**$2,330,444**

CO & DS Revenue Source

Revenue from Capital Outlay and Debt Service funds.

Item	Fund	2017 - 2018 Actual Budget	2018 - 2019 Projected	2019 - 2020 Projected	2020 - 2021 Projected	2021 - 2022 Projected	Total
CO & DS Cash Flow-through Distributed	360	$160,964	$160,964	$160,964	$160,964	$160,964	$804,820
CO & DS Interest on Undistributed CO	360	$5,669	$5,669	$5,669	$5,669	$5,669	$28,345
		$166,633	**$166,633**	**$166,633**	**$166,633**	**$166,633**	**$833,165**

Fair Share Revenue Source

All legally binding commitments for proportionate fair-share mitigation for impacts on public school facilities must be included in the 5-year district work program.

Nothing reported for this section.

Sales Surtax Referendum

Specific information about any referendum for a 1-cent or ½-cent surtax referendum during the previous year.

Did the school district hold a surtax referendum during the past fiscal year 2016 - 2017? No

Additional Revenue Source

Any additional revenue sources

Item	2017 - 2018 Actual Value	2018 - 2019 Projected	2019 - 2020 Projected	2020 - 2021 Projected	2021 - 2022 Projected	Total
Proceeds from a s.1011.14/15 F.S. Loans	$0	$0	$0	$0	$0	$0
District Bonds - Voted local bond referendum proceeds per s.9, Art VII State Constitution	$0	$0	$0	$0	$0	$0
Proceeds from Special Act Bonds	$0	$0	$0	$0	$0	$0
Estimated Revenue from CO & DS Bond Sale	$0	$0	$0	$0	$0	$0
Proceeds from Voted Capital Improvements millage	$0	$0	$0	$0	$0	$0
Other Revenue for Other Capital Projects	$0	$0	$0	$0	$0	$0
Proceeds from 1/2 cent sales surtax authorized by school board	$0	$0	$0	$0	$0	$0
Proceeds from local governmental infrastructure sales surtax	$0	$0	$0	$0	$0	$0
Proceeds from Certificates of Participation (COP's) Sale	$0	$0	$0	$0	$0	$0
Classrooms First Bond proceeds amount authorized in FY 1997-98	$0	$0	$0	$0	$0	$0
Classrooms for Kids	$0	$0	$0	$0	$0	$0
District Equity Recognition	$0	$0	$0	$0	$0	$0
Federal Grants	$0	$0	$0	$0	$0	$0
Proportionate share mitigation (actual cash revenue only, not in kind donations)	$0	$0	$0	$0	$0	$0
E-Rate	$372,605	$0	$0	$0	$0	$372,605
Impact fees received	$787,500	$98,000	$50,000	$50,000	$50,000	$1,035,500
Private donations	$0	$0	$0	$0	$0	$0
Grants from local governments or not-for-profit organizations	$0	$0	$0	$0	$0	$0
Interest, Including Profit On Investment	$100,000	$100,000	$100,000	$100,000	$100,000	$500,000
Revenue from Bonds pledging proceeds from 1 cent or 1/2 cent Sales Surtax	$0	$0	$0	$0	$0	$0
Total Fund Balance Carried Forward	$22,299,092	$17,169,673	$14,346,409	$10,982,909	$9,060,685	$73,858,768

General Capital Outlay Obligated Fund Balance Carried Forward From Total Fund Balance Carried Forward	$0	$0	$0	$0	$0	$0
Special Facilities Construction Account	$0	$0	$0	$0	$0	$0
One Cent - 1/2 Cent Sales Surtax Debt Service From Total Fund Balance Carried Forward	$0	$0	$0	$0	$0	$0
Capital Outlay Projects Funds Balance Carried Forward From Total Fund Balance Carried Forward	$0	$0	$0	$0	$0	$0
Subtotal	**$23,559,197**	**$17,367,673**	**$14,496,409**	**$11,132,909**	**$9,210,685**	**$75,766,873**

Total Revenue Summary

Item Name	2017 - 2018 Budget	2018 - 2019 Projected	2019 - 2020 Projected	2020 - 2021 Projected	2021 - 2022 Projected	Five Year Total
Local 1.5 Mill Discretionary Capital Outlay Revenue	$13,654,737	$14,064,379	$14,486,311	$14,920,900	$15,368,527	$72,494,854
PECO and 1.5 Mill Maint and Other 1.5 Mill Expenditures	($15,892,924)	($14,448,992)	($14,389,172)	($13,734,330)	($12,679,444)	($71,144,862)
PECO Maintenance Revenue	$342,321	$342,321	$342,321	$342,321	$342,321	$1,711,605
Available 1.50 Mill for New Construction	**($2,238,187)**	**($384,613)**	**$97,139**	**$1,186,570**	**$2,689,083**	**$1,349,992**

Item Name	2017 - 2018 Budget	2018 - 2019 Projected	2019 - 2020 Projected	2020 - 2021 Projected	2021 - 2022 Projected	Five Year Total
CO & DS Revenue	$166,633	$166,633	$166,633	$166,633	$166,633	$833,165
PECO New Construction Revenue	$0	$0	$68,918	$244,026	$305,895	$618,839
Other/Additional Revenue	$23,559,197	$17,367,673	$14,496,409	$11,132,909	$9,210,685	$75,766,873
Total Additional Revenue	**$23,725,830**	**$17,534,306**	**$14,731,960**	**$11,543,568**	**$9,683,213**	**$77,218,877**
Total Available Revenue	**$21,487,643**	**$17,149,693**	**$14,829,099**	**$12,730,138**	**$12,372,296**	**$78,568,869**

Project Schedules

Capacity Project Schedules

A schedule of capital outlay projects necessary to ensure the availability of satisfactory classrooms for the projected student enrollment in K-12 programs.

Nothing reported for this section.

Nothing reported for this section.

Other Project Schedules

Major renovations, remodeling, and additions of capital outlay projects that do not add capacity to schools.

Project Description	Location	2017 - 2018 Actual Budget	2018 - 2019 Projected	2019 - 2020 Projected	2020 - 2021 Projected	2021 - 2022 Projected	Total	Funded
Electrical upgrade	LECANTO SENIOR HIGH	$0	$0	$0	$523,513	$0	$523,513	Yes
Fire alarm upgrade	LECANTO SENIOR HIGH	$0	$0	$0	$0	$1,400,567	$1,400,567	Yes
Wireless infrastructure expansion project - Impact fee and Erate reimbursable	Location not specified	$465,755	$0	$0	$0	$0	$465,755	Yes
Kitchen renovation/remodel	FLORAL CITY ELEMENTARY	$0	$0	$531,611	$0	$0	$531,611	Yes
Partial HVAC upgrade bldg 1	LECANTO SENIOR HIGH	$0	$0	$951,494	$0	$0	$951,494	Yes
Partial HVAC upgrade bldg 1	LECANTO SENIOR HIGH	$0	$0	$0	$400,036	$0	$400,036	Yes
Cafeteria & Serving line schematic	WITHLACHOOCHEE TECHNICAL COLLEGE	$10,000	$0	$0	$0	$0	$10,000	Yes
Intercom upgrade	INVERNESS MIDDLE	$0	$0	$384,676	$0	$0	$384,676	Yes
Roger Weaver Educational Complex Emergency Access Driveway	Location not specified	$667,500	$0	$0	$0	$0	$667,500	Yes
Fire alarm upgarde	LECANTO PRIMARY	$0	$580,942	$0	$0	$0	$580,942	Yes
Kitchen Renovate/Remodel	HERNANDO ELEMENTARY	$210,063	$0	$0	$0	$0	$210,063	Yes
Intercom upgrade	LECANTO SENIOR HIGH	$0	$0	$0	$0	$509,221	$509,221	Yes
Reroofing bldg 1	WITHLACHOOCHEE TECHNICAL COLLEGE	$0	$0	$0	$1,161,387	$0	$1,161,387	Yes
HVAC Upgrade	CITRUS RESOURCE FOR EXCEPTIONAL STUDENT TRANSITION	$103,920	$0	$0	$0	$0	$103,920	Yes
Fire alarm upgrade	INVERNESS PRIMARY	$529,248	$0	$0	$0	$0	$529,248	Yes
Reroofing bldg 2	LECANTO PRIMARY	$0	$0	$427,905	$0	$0	$427,905	Yes
On Site Traffic Circulation Improvements and Parent Pick Up Area recommended by MPO/City (if funding becomes available) Note: Impact Fee Fundable	CITRUS SPRINGS MIDDLE	$0	$0	$0	$0	$132,000	$132,000	No
Partial HVAC upgrade bldg 1	LECANTO PRIMARY	$0	$0	$0	$0	$977,806	$977,806	Yes

HVAC upgrade	FLORAL CITY ELEMENTARY	$0	$205,603	$0	$0	$0	$205,603	Yes
Kitchen remodel/renovation	CRYSTAL RIVER MIDDLE	$0	$0	$0	$0	$207,063	$207,063	Yes
Brick repair	CITRUS SENIOR HIGH	$0	$0	$234,585	$0	$0	$234,585	Yes
Fire alarm upgrade	FOREST RIDGE ELEMENTARY	$0	$0	$0	$676,002	$0	$676,002	Yes
Fire alarm upgrade	LECANTO MIDDLE	$0	$0	$763,076	$0	$0	$763,076	Yes
Intercom upgrade bldg 2	FLORAL CITY ELEMENTARY	$0	$138,021	$0	$0	$0	$138,021	Yes
Reroofing bldy 1,3,5	INVERNESS PRIMARY	$1,027,397	$0	$0	$0	$0	$1,027,397	Yes
Partial reroofing	FLORAL CITY ELEMENTARY	$0	$0	$0	$0	$313,491	$313,491	Yes
Reroofing bldg 2,3,6,8 &12	CITRUS SENIOR HIGH	$425,142	$0	$0	$0	$0	$425,142	Yes
Partial HVAC upgrade	LECANTO MIDDLE	$506,375	$0	$0	$0	$0	$506,375	Yes
Reroofing bldg 1	LECANTO MIDDLE	$0	$1,350,153	$0	$0	$0	$1,350,153	Yes
Contingency	Location not specified	$297,570	$280,566	$477,842	$500,319	$652,985	$2,209,282	Yes
Consultant	Location not specified	$25,000	$25,000	$25,000	$25,000	$25,000	$125,000	Yes
Replace bus lifts	BUS GARAGE	$0	$125,000	$0	$125,000	$0	$250,000	Yes
Site testing and surveying for new property purchases	Location not specified	$50,000	$98,000	$50,000	$50,000	$50,000	$298,000	Yes
On Site Traffic Circulation Improvements (if new entrance road is planned by MPO/ FDOT/ City - Note: This project is not impact fee fundable unless parking is added.	INVERNESS MIDDLE	$0	$0	$0	$0	$320,000	$320,000	No
Intercom upgrade	CITRUS SPRINGS MIDDLE	$0	$0	$0	$208,195	$0	$208,195	Yes
Fund Balance for 6-10 year projects	Location not specified	$17,169,673	$14,346,408	$10,982,910	$9,060,686	$8,236,163	$59,795,840	Yes
		$21,487,643	**$17,149,693**	**$14,829,099**	**$12,730,138**	**$12,824,296**	**$79,020,869**	

Additional Project Schedules

Any projects that are not identified in the last approved educational plant survey.

Project Description	Location	Num Classrooms	2017 - 2018 Actual Budget	2018 - 2019 Projected	2019 - 2020 Projected	2020 - 2021 Projected	2021 - 2022 Projected	Total	Funded
Project description not specified	Location not specified		$0	$0	$0	$0	$0	$0	No
			$0	**$0**	**$0**	**$0**	**$0**	**$0**	

Non Funded Growth Management Project Schedules

Schedule indicating which projects, due to planned development, that CANNOT be funded from current revenues projected over the next five years.

Nothing reported for this section.

Tracking

Capacity Tracking

Location	2017 - 2018 Satis. Stu. Sta.	Actual 2017 - 2018 FISH Capacity	Actual 2016 - 2017 COFTE	# Class Rooms	Actual Average 2017 - 2018 Class Size	Actual 2017 - 2018 Utilization	New Stu. Capacity	New Rooms to be Added/Removed	Projected 2021 - 2022 COFTE	Projected 2021 - 2022 Utilization	Projected 2021 - 2022 Class Size
WITHLACHOOCHEE TECHNICAL COLLEGE	663	795	40	39	1	5.00 %	0	0	375	47.00 %	10
LECANTO PRIMARY	858	858	809	46	18	94.00 %	0	0	695	81.00 %	15
LECANTO MIDDLE	956	860	755	40	19	88.00 %	0	0	725	84.00 %	18
LECANTO SENIOR HIGH	1,825	1,733	1,515	75	20	87.00 %	0	0	1,574	91.00 %	21
HERNANDO ELEMENTARY	754	754	665	39	17	88.00 %	0	0	705	94.00 %	18
CITRUS SPRINGS ELEMENTARY	810	810	714	44	16	88.00 %	0	0	650	80.00 %	15
ROCK CRUSHER ELEMENTARY	699	699	597	37	16	85.00 %	0	0	605	87.00 %	16
CITRUS SPRINGS MIDDLE	964	867	807	42	19	93.00 %	0	0	731	84.00 %	17
CITRUS RESOURCE FOR EXCEPTIONAL STUDENT TRANSITION	304	304	119	25	5	39.00 %	0	0	106	35.00 %	4
FOREST RIDGE ELEMENTARY	759	759	705	41	17	93.00 %	0	0	689	91.00 %	17
RENAISSANCE CENTER	266	266	221	15	15	83.00 %	0	0	111	42.00 %	7
CENTRAL RIDGE ELEMENTARY SCHOOL	810	810	729	44	17	90.00 %	0	0	777	96.00 %	18
PLEASANT GROVE ELEMENTARY	757	757	738	40	18	97.00 %	0	0	596	79.00 %	15
CITRUS SENIOR HIGH	1,833	1,741	1,378	75	18	79.00 %	0	0	1,385	80.00 %	18
INVERNESS PRIMARY	766	766	649	41	16	85.00 %	0	0	639	83.00 %	16
INVERNESS MIDDLE	1,503	1,352	1,033	64	16	76.00 %	0	0	1,030	76.00 %	16
FLORAL CITY ELEMENTARY	497	497	333	26	13	67.00 %	0	0	405	81.00 %	16
HOMOSASSA ELEMENTARY	412	412	280	22	13	68.00 %	0	0	417	101.00 %	19
CRYSTAL RIVER MIDDLE	1,351	1,215	730	58	13	60.00 %	0	0	840	69.00 %	14
CRYSTAL RIVER PRIMARY	661	661	586	36	16	89.00 %	0	0	647	98.00 %	18
CRYSTAL RIVER SENIOR HIGH	1,555	1,477	1,252	66	19	85.00 %	0	0	1,298	88.00 %	20
	19,003	**18,393**	**14,653**	**915**	**16**	**79.67 %**	**0**	**0**	**15,000**	**81.55 %**	**16**

The COFTE Projected Total (15,000) for 2021 - 2022 must match the Official Forecasted COFTE Total (14,999) for 2021 - 2022 before this section can be completed. In the event that the COFTE Projected Total does not match the Official forecasted COFTE, then the Balanced Projected COFTE Table should be used to balance COFTE.

Projected COFTE for 2021 - 2022	
Elementary (PK-3)	4,309
Middle (4-8)	5,867
High (9-12)	4,824
	14,999

Grade Level Type	Balanced Projected COFTE for 2021 - 2022
Elementary (PK-3)	0
Middle (4-8)	0
High (9-12)	0
	15,000

Relocatable Replacement

Number of relocatable classrooms clearly identified and scheduled for replacement in the school board adopted financially feasible 5-year district work program.

Location	2017 - 2018	2018 - 2019	2019 - 2020	2020 - 2021	2021 - 2022	Year 5 Total
Total Relocatable Replacements:	**0**	**0**	**0**	**0**	**0**	**0**

Charter Schools Tracking

Information regarding the use of charter schools.

Location-Type	# Relocatable units or permanent classrooms	Owner	Year Started or Scheduled	Student Stations	Students Enrolled	Years in Contract	Total Charter Students projected for 2021 - 2022
Crystal River - HS - Academy of Environmental Science	6	MUNICIPAL	1999	108	67	13	108
Lecanto - HS - MicroSchool	4	PRIVATE	2015	125	78	3	125
	10			**233**	**145**		**233**

Special Purpose Classrooms Tracking

The number of classrooms that will be used for certain special purposes in the current year, by facility and type of classroom, that the district will, 1), not use for educational purposes, and 2), the co-teaching classrooms that are not open plan classrooms and will be used for educational purposes.

School	School Type	# of Elementary K-3 Classrooms	# of Middle 4-8 Classrooms	# of High 9-12 Classrooms	# of ESE Classrooms	# of Combo Classrooms	Total Classrooms
INVERNESS PRIMARY	Educational	1	0	0	0	0	1
FLORAL CITY ELEMENTARY	Educational	2	0	0	0	0	2
Total Educational Classrooms:		**3**	**0**	**0**	**0**	**0**	**3**

School	School Type	# of Elementary K-3 Classrooms	# of Middle 4-8 Classrooms	# of High 9-12 Classrooms	# of ESE Classrooms	# of Combo Classrooms	Total Classrooms
CRYSTAL RIVER PRIMARY	Co-Teaching	1	2	0	2	0	5

CRYSTAL RIVER SENIOR HIGH	Co-Teaching	0	0	0	3	0	3
LECANTO PRIMARY	Co-Teaching	0	0	0	1	0	1
LECANTO SENIOR HIGH	Co-Teaching	0	0	4	8	0	12
HERNANDO ELEMENTARY	Co-Teaching	1	2	0	1	0	4
CITRUS SPRINGS ELEMENTARY	Co-Teaching	3	1	0	1	0	5
ROCK CRUSHER ELEMENTARY	Co-Teaching	3	0	0	1	0	4
CITRUS SPRINGS MIDDLE	Co-Teaching	0	3	0	3	0	6
FOREST RIDGE ELEMENTARY	Co-Teaching	0	0	0	1	0	1
CENTRAL RIDGE ELEMENTARY SCHOOL	Co-Teaching	3	2	0	1	0	6
PLEASANT GROVE ELEMENTARY	Co-Teaching	1	1	0	1	0	3
CITRUS SENIOR HIGH	Co-Teaching	0	0	0	9	0	9
INVERNESS PRIMARY	Co-Teaching	1	1	0	1	0	3
INVERNESS MIDDLE	Co-Teaching	0	0	0	2	0	2
FLORAL CITY ELEMENTARY	Co-Teaching	0	0	0	2	0	2
Total Co-Teaching Classrooms:		**13**	**12**	**4**	**37**	**0**	**66**

Infrastructure Tracking

Necessary offsite infrastructure requirements resulting from expansions or new schools. This section should include infrastructure information related to capacity project schedules and other project schedules (Section 4).

Not Specified

Proposed location of planned facilities, whether those locations are consistent with the comprehensive plans of all affected local governments, and recommendations for infrastructure and other improvements to land adjacent to existing facilities. Provisions of 1013.33(12), (13) and (14) and 1013.36 must be addressed for new facilities planned within the 1st three years of the plan (Section 5).

Not Specified

Consistent with Comp Plan? No

Net New Classrooms

The number of classrooms, by grade level and type of construction, that were added during the last fiscal year.

List the net new classrooms added in the 2016 - 2017 fiscal year.					List the net new classrooms to be added in the 2017 - 2018 fiscal year.			
"Classrooms" is defined as capacity carrying classrooms that are added to increase capacity to enable the district to meet the Class Size Amendment.					Totals for fiscal year 2017 - 2018 should match totals in Section 15A.			
Location	2016 - 2017 # Permanent	2016 - 2017 # Modular	2016 - 2017 # Relocatable	2016 - 2017 Total	2017 - 2018 # Permanent	2017 - 2018 # Modular	2017 - 2018 # Relocatable	2017 - 2018 Total
Elementary (PK-3)	0	0	0	0	0	0	0	0
Middle (4-8)	0	0	0	0	0	0	0	0

High (9-12)	0	0	0	0	0	0	0	0
	0	**0**	**0**	**0**	**0**	**0**	**0**	**0**

Relocatable Student Stations

Number of students that will be educated in relocatable units, by school, in the current year, and the projected number of students for each of the years in the workplan.

Site	2017 - 2018	2018 - 2019	2019 - 2020	2020 - 2021	2021 - 2022	5 Year Average
CRYSTAL RIVER PRIMARY	0	0	0	0	0	0
CRYSTAL RIVER SENIOR HIGH	0	0	0	0	0	0
WITHLACHOOCHEE TECHNICAL COLLEGE	0	0	0	0	0	0
LECANTO PRIMARY	0	0	0	0	0	0
LECANTO MIDDLE	0	0	0	0	0	0
LECANTO SENIOR HIGH	0	0	0	0	0	0
HERNANDO ELEMENTARY	0	0	0	0	0	0
CITRUS SPRINGS ELEMENTARY	54	54	54	54	54	54
ROCK CRUSHER ELEMENTARY	0	0	0	0	0	0
CITRUS SPRINGS MIDDLE	0	0	0	0	0	0
CITRUS RESOURCE FOR EXCEPTIONAL STUDENT TRANSITION	0	0	0	0	0	0
FOREST RIDGE ELEMENTARY	0	0	0	0	0	0
RENAISSANCE CENTER	0	0	0	0	0	0
CENTRAL RIDGE ELEMENTARY SCHOOL	0	0	0	0	0	0
PLEASANT GROVE ELEMENTARY	22	22	22	22	22	22
CITRUS SENIOR HIGH	0	0	0	0	0	0
INVERNESS PRIMARY	0	0	0	0	0	0
INVERNESS MIDDLE	0	0	0	0	0	0
FLORAL CITY ELEMENTARY	79	79	79	79	79	79
HOMOSASSA ELEMENTARY	0	0	0	0	0	0
CRYSTAL RIVER MIDDLE	0	0	0	0	0	0

Totals for CITRUS COUNTY SCHOOL DISTRICT						
Total students in relocatables by year.	**155**	**155**	**155**	**155**	**155**	**155**
Total number of COFTE students projected by year.	**14,735**	**14,795**	**14,897**	**14,941**	**14,999**	**14,873**
Percent in relocatables by year.	**1 %**	**1 %**	**1 %**	**1 %**	**1 %**	**1 %**

Leased Facilities Tracking

Exising leased facilities and plans for the acquisition of leased facilities, including the number of classrooms and student stations, as reported in the educational plant survey, that are planned in that location at the end of the five year workplan.

Location	# of Leased Classrooms 2017 - 2018	FISH Student Stations	Owner	# of Leased Classrooms 2021 - 2022	FISH Student Stations
CITRUS SPRINGS ELEMENTARY	3	54	Vista	3	54
PLEASANT GROVE ELEMENTARY	0	0		0	0
CITRUS SENIOR HIGH	0	0		0	0
INVERNESS PRIMARY	0	0		0	0
INVERNESS MIDDLE	0	0		0	0
HOMOSASSA ELEMENTARY	0	0		0	0
CRYSTAL RIVER MIDDLE	0	0		0	0
CRYSTAL RIVER PRIMARY	0	0		0	0
CRYSTAL RIVER SENIOR HIGH	0	0		0	0
WITHLACHOOCHEE TECHNICAL COLLEGE	0	0		0	0
LECANTO PRIMARY	0	0		0	0
LECANTO MIDDLE	0	0		0	0
LECANTO SENIOR HIGH	0	0		0	0
HERNANDO ELEMENTARY	0	0		0	0
ROCK CRUSHER ELEMENTARY	0	0		0	0
CITRUS SPRINGS MIDDLE	0	0		0	0
CITRUS RESOURCE FOR EXCEPTIONAL STUDENT TRANSITION	0	0		0	0
FOREST RIDGE ELEMENTARY	0	0		0	0
RENAISSANCE CENTER	0	0		0	0
CENTRAL RIDGE ELEMENTARY SCHOOL	0	0		0	0
	3	**54**		**3**	**54**

Failed Standard Relocatable Tracking

Relocatable units currently reported by school, from FISH, and the number of relocatable units identified as 'Failed Standards'.

Nothing reported for this section.

Planning

Class Size Reduction Planning

Plans approved by the school board that reduce the need for permanent student stations such as acceptable school capacity levels, redistricting, busing, year-round schools, charter schools, magnet schools, public-private partnerships, multitrack scheduling, grade level organization, block scheduling, or other alternatives.

The School District plans to minimize the need for additional full time student stations by reviewing facility capacity and utilization at the District level on an annual basis and implementing the necessary steps to maximumize the efficiency of classroom space. Attendance boundary changes and/or new construction will be used to address student population growth. Financing from impact fees and/ proportionate share agreements may be used to accelerate construction to meet the demands of a particular residential development.

School Closure Planning

Plans for the closure of any school, including plans for disposition of the facility or usage of facility space, and anticipated revenues.

No school closures are planned at this time.

Long Range Planning

Ten-Year Maintenance

District projects and locations regarding the projected need for major renovation, repair, and maintenance projects within the district in years 6-10 beyond the projects plans detailed in the five years covered by the work plan.

Project	2021 - 2022 / 2026 - 2027 Projected Cost
Major Renovation Project	$12,000,000
Major Renovation Project	$12,000,000
Phase 3 of Campur Renovation - Including New GYM, ROTC and Replacement Classrooms	$10,000,000
Years 6 through 10 - Maintenance and Renovation Projects	$11,730,000
	$45,730,000

Ten-Year Capacity

Schedule of capital outlay projects projected to ensure the availability of satisfactory student stations for the projected student enrollment in K-12 programs for the future 5 years beyond the 5-year district facilities work program.

Project	Location,Community,Quadrant or other general location	2021 - 2022 / 2026 - 2027 Projected Cost
Floral City Elementary Expansion (core capacity and classrooms in plased project to 600 student stations) Note: Impact Fee Fundable	8457 E. Marvin Street Floral City, FL 34436	$11,730,000
		$11,730,000

Ten-Year Planned Utilization

Schedule of planned capital outlay projects identifying the standard grade groupings, capacities, and planned utilization rates of future educational facilities of the district for both permanent and relocatable facilities.

Grade Level Projections	FISH Student Stations	Actual 2016 - 2017 FISH Capacity	Actual 2016 - 2017 COFTE	Actual 2016 - 2017 Utilization	Actual 2017 - 2018 / 2026 - 2027 new Student Capacity to be added/removed	Projected 2026 - 2027 COFTE	Projected 2026 - 2027 Utilization
Elementary - District Totals	7,783	7,783	6,803.44	87.41 %	103	6,570	83.31 %
Middle - District Totals	4,774	4,294	3,325.70	77.46 %	0	3,405	79.30 %
High - District Totals	5,213	4,951	4,144.72	83.72 %	0	4,410	89.07 %
Other - ESE, etc	1,263	1,365	379.43	27.77 %	0	360	26.37 %
	19,033	**18,393**	**14,653.29**	**79.67 %**	**103**	**14,745**	**79.72 %**

Combination schools are included with the middle schools for student stations, capacity, COFTE and utilization purposes because these facilities all have a 90% utilization factor. Use this space to explain or define the grade groupings for combination schools.

No comments to report.

Ten-Year Infrastructure Planning

Proposed Location of Planned New, Remodeled, or New Additions to Facilities in 06 thru 10 out years (Section 28).

Floral City Elementary - Core capacity expansion to support 600 student stations including expanded cafeteria / media center / administrative space

Note: Impact Fee Fundable

Inverness Middle School - Traffic Circulation Improvements / Ingress Improvements / Signalization at Middle School Road and US-41 Entrance (when warranted)

Note: Impact Fee Fundable

Lecanto Complex - Internal Traffic Circulation Improvements / Ingress Improvements (when warranted)

Note: Impact Fee Fundable

Plans for closure of any school, including plans for disposition of the facility or usage of facility space, and anticipated revenues in the 06 thru 10 out years (Section 29).

Nothing reported for this section.

Twenty-Year Maintenance

District projects and locations regarding the projected need for major renovation, repair, and maintenance projects within the district in years 11-20 beyond the projects plans detailed in the five years covered by the work plan.

Project	2026 - 2027 / 2036 - 2037 Projected Cost
Years 11 through 20 - Maintenance and Renovation Projects	$76,795,000
	$76,795,000

Twenty-Year Capacity

Schedule of capital outlay projects projected to ensure the availability of satisfactory student stations for the projected student enrollment in K-12 programs for the future 11-20 years beyond the 5-year district facilities work program.

Project	Location,Community,Quadrant or other general location	2026 - 2027 / 2036 - 2037 Projected Cost
Elementary "A" or combination School Note: Impact Fee Fundable	Pine Ridge Community - 4255 W. Norvell Bryant Hwy Lecanto, FL 34461	$32,130,000
Floral City Elementary 9classrooms in phased project to 810 student stations Note: Impact Fee Fundable	8457 E. Marvin Street Floral City, FL 34436	$15,682,500
		$47,812,500

Twenty-Year Planned Utilization

Schedule of planned capital outlay projects identifying the standard grade groupings, capacities, and planned utilization rates of future educational facilities of the district for both permanent and relocatable facilities.

Grade Level Projections	FISH Student Stations	Actual 2016 - 2017 FISH Capacity	Actual 2016 - 2017 COFTE	Actual 2016 - 2017 Utilization	Actual 2017 - 2018 / 2036 - 2037 new Student Capacity to be added/removed	Projected 2036 - 2037 COFTE	Projected 2036 - 2037 Utilization
Elementary - District Totals	7,783	7,783	6,803.44	87.41 %	1,123	9,358	105.08 %
Middle - District Totals	4,774	4,294	3,325.70	77.46 %	0	3,977	92.62 %
High - District Totals	5,213	4,951	4,144.72	83.72 %	0	4,853	98.02 %
Other - ESE, etc	1,263	1,365	379.43	27.77 %	0	455	33.33 %
	19,033	**18,393**	**14,653.29**	**79.67 %**	**1,123**	**18,643**	**95.53 %**

Combination schools are included with the middle schools for student stations, capacity, COFTE and utilization purposes because these facilities all have a 90% utilization factor. Use this space to explain or define the grade groupings for combination schools.

No comments to report.

Twenty-Year Infrastructure Planning

Proposed Location of Planned New, Remodeled, or New Additions to Facilities in 11 thru 20 out years (Section 28).

TBD - Infrastructure to support Elementary "A" or combination school (810 student stations)

Note: Impact Fee Fundable

TBD - Floral City Elementary - core capacity expansion to support 810 student stations

Note: Impact Fee Fundable

Plans for closure of any school, including plans for disposition of the facility or usage of facility space, and anticipated revenues in the 11 thru 20 out years (Section 29).

Nothing reported for this section.

DOE
BUDGET

DISTRICT SCHOOL BOARD OF CITRUS COUNTY
DISTRICT SUMMARY BUDGET
Fiscal Year 2017-18

SECTION I. ASSESSMENT AND MILLAGE LEVIES **Page 1**

A. Certified Taxable Value of Property in County by Property Appraiser	9,482,456,430.00

B. Millage Levies on Nonexempt Property:

	DISTRICT MILLAGE LEVIES		
	Nonvoted	Voted	Total
1. Required Local Effort	4.3310		4.3310
2. Prior-Period Funding Adjustment Millage	0.0020		0.0020
3. Discretionary Operating	0.7480		0.7480
4. Additional Operating			
5. Additional Capital Improvement			
6. Local Capital Improvement	1.5000		1.5000
7. Discretionary Capital Improvement			
8. Debt Service			
TOTAL MILLS	6.5810		6.5810

ESE 139

DISTRICT SCHOOL BOARD OF CITRUS COUNTY
DISTRICT SUMMARY BUDGET
For Fiscal Year Ending June 30, 2018

SECTION II. GENERAL FUND - FUND 100

ESTIMATED REVENUES	Account Number	
FEDERAL:		
Federal Impact, Current Operations	3121	
Reserve Officers Training Corps (ROTC)	3191	210,000.00
Miscellaneous Federal Direct	3199	
Total Federal Direct	3100	210,000.00
FEDERAL THROUGH STATE AND LOCAL:		
Medicaid	3202	1,000,000.00
National Forest Funds	3255	
Federal Through Local	3280	
Miscellaneous Federal Through State	3299	
Total Federal Through State and Local	3200	1,000,000.00
STATE:		
Florida Education Finance Program (FEFP)	3310	44,549,706.00
Workforce Development	3315	2,416,429.00
Workforce Development Capitalization Incentive Grant	3316	
Workforce Education Performance Incentive	3317	
Adults With Disabilities	3318	
CO&DS Withheld for Administrative Expenditure	3323	9,500.00
Diagnostic and Learning Resources Centers	3335	
Sales Tax Distribution (s. 212.20(6)(d)6.a., F.S.)	3341	223,500.00
State Forest Funds	3342	
State License Tax	3343	105,000.00
District Discretionary Lottery Funds	3344	235,943.00
Class Size Reduction Operating Funds	3355	15,395,513.00
Florida School Recognition Funds	3361	190,601.00
Voluntary Prekindergarten Program (VPK)	3371	910,000.00
Preschool Projects	3372	
Reading Programs	3373	
Full-Service Schools Program	3378	130,000.00
State Through Local	3380	
Other Miscellaneous State Revenues	3399	205,107.00
Total State	3300	64,371,299.00
LOCAL:		
District School Taxes	3411	46,253,146.00
Tax Redemptions	3421	
Payment in Lieu of Taxes	3422	
Excess Fees	3423	
Tuition	3424	
Rent	3425	330,050.00
Investment Income	3430	201,000.00
Gifts, Grants and Bequests	3440	26,980.00
Adult General Education Course Fees	3461	8,500.00
Postsecondary Career Certificate and Applied Technology Diploma	3462	750,000.00
Continuing Workforce Education Course Fees	3463	2,500.00
Capital Improvement Fees	3464	30,000.00
Postsecondary Lab Fees	3465	100,000.00
Lifelong Learning Fees	3466	26,500.00
GED® Testing Fees	3467	
Financial Aid Fees	3468	79,000.00
Other Student Fees	3469	57,000.00
Preschool Program Fees	3471	
Prekindergarten Early Intervention Fees	3472	
School-Age Child Care Fees	3473	
Other Schools, Courses and Classes Fees	3479	
Miscellaneous Local Sources	3490	2,140,647.00
Total Local	3400	50,005,323.00
TOTAL ESTIMATED REVENUES		115,586,622.00
OTHER FINANCING SOURCES:		
Loans	3720	
Sale of Capital Assets	3730	
Loss Recoveries	3740	
Transfers In:		
From Debt Service Funds	3620	
From Capital Projects Funds	3630	7,691,953.00
From Special Revenue Funds	3640	
From Permanent Funds	3660	
From Internal Service Funds	3670	
From Enterprise Funds	3690	
Total Transfers In	3600	7,691,953.00
TOTAL OTHER FINANCING SOURCES		7,691,953.00
Fund Balance, July 1, 2017	2800	9,108,920.82
TOTAL ESTIMATED REVENUES, OTHER FINANCING SOURCES AND FUND BALANCE		132,387,495.82

ESE 139

DISTRICT SCHOOL BOARD OF CITRUS COUNTY
DISTRICT SUMMARY BUDGET
For Fiscal Year Ending June 30, 2018

SECTION II. GENERAL FUND - FUND 100 (Continued)

APPROPRIATIONS	Account Number	Totals	Salaries 100	Employee Benefits 200	Purchased Services 300	Energy Services 400	Materials and Supplies 500	Capital Outlay 600	Other 700
Instruction	5000	74,933,112.34	50,124,402.38	14,863,311.98	4,050,838.21	15,392.00	4,765,061.10	335,262.59	778,844.08
Student Support Services	6100	5,275,074.92	3,997,193.40	1,136,837.84	40,780.21		92,999.02	7,264.45	
Instructional Media Services	6200	1,479,175.17	1,042,767.23	299,831.98	15,550.00		113,326.88	7,599.08	100.00
Instruction and Curriculum Development Services	6300	1,409,326.25	1,075,640.05	276,072.20	11,649.00		34,623.00	5,745.00	5,597.00
Instructional Staff Training Services	6400	1,198,328.75	819,406.49	223,354.14	40,073.22		2,951.00	500.00	112,043.90
Instruction-Related Technology	6500	1,962,614.28	1,386,998.42	404,771.75	3,350.00		75,854.11	91,640.00	
Board	7100	499,501.10	167,430.00	120,996.10	186,000.00		75.00		25,000.00
General Administration	7200	464,458.36	286,161.80	92,545.59	64,000.00		6,750.97		15,000.00
School Administration	7300	8,697,309.80	6,713,474.47	1,854,231.29	39,886.21		70,772.83	5,945.00	13,000.00
Facilities Acquisition and Construction	7400	586,841.60	230,334.51	68,063.42	30,500.00		3,000.00	254,943.67	
Fiscal Services	7500	1,001,619.80	718,326.81	232,592.99	47,000.00		2,700.00	500.00	500.00
Food Service	7600								
Central Services	7700	2,741,155.15	1,527,296.80	449,647.42	669,529.51		35,518.41	1,500.00	57,663.01
Student Transportation Services	7800	8,823,357.46	4,578,125.19	1,564,127.76	419,290.00	1,358,782.10	709,900.00	92,220.00	100,912.41
Operation of Plant	7900	9,427,736.17	2,772,410.91	903,015.46	2,093,444.00	3,256,886.96	376,338.84	24,700.00	940.00
Maintenance of Plant	8100	4,880,673.71	1,618,283.05	492,101.57	2,032,800.00	1,000.00	724,489.09	12,000.00	
Administrative Technology Services	8200	2,224,640.04	757,108.21	204,355.24	1,187,021.59		71,000.00	5,155.00	
Community Services	9100	206,749.76	92,968.08	33,780.37					80,001.31
Debt Service	9200								
Other Capital Outlay	9300								
TOTAL APPROPRIATIONS		125,811,674.66	77,908,327.80	23,219,637.10	10,931,711.95	4,632,061.06	7,085,360.25	844,974.79	1,189,601.71
OTHER FINANCING USES:									
Transfers Out: (Function 9700)									
To Debt Service Funds	920								
To Capital Projects Funds	930								
To Special Revenue Funds	940	5,000.00							
To Permanent Funds	960								
To Internal Service Funds	970								
To Enterprise Funds	990								
Total Transfers Out	9700	5,000.00							
TOTAL OTHER FINANCING USES		5,000.00							
Nonspendable Fund Balance, June 30, 2018	2710	950,000.00							
Restricted Fund Balance, June 30, 2018	2720	1,000,000.00							
Committed Fund Balance, June 30, 2018	2730								
Assigned Fund Balance, June 30, 2018	2740								
Unassigned Fund Balance, June 30, 2018	2750	4,620,821.16							
TOTAL ENDING FUND BALANCE	2700	6,570,821.16							
TOTAL APPROPRIATIONS, OTHER FINANCING USES AND FUND BALANCE		132,387,495.82							

ESE 139

DISTRICT SCHOOL BOARD OF CITRUS COUNTY
DISTRICT SUMMARY BUDGET
For Fiscal Year Ending June 30, 2018

SECTION III. SPECIAL REVENUE FUNDS - FOOD SERVICES - FUND 410 **Page 4**

ESTIMATED REVENUES	Account Number	
FEDERAL THROUGH STATE AND LOCAL:		
National School Lunch Act	3260	5,485,261.00
USDA-Donated Commodities	3265	496,521.00
Federal Through Local	3280	
Miscellaneous Federal Through State	3299	
Total Federal Through State and Local	3200	5,981,782.00
STATE:		
School Breakfast Supplement	3337	37,373.00
School Lunch Supplement	3338	50,521.00
State Through Local	3380	
Other Miscellaneous State Revenues	3399	
Total State	3300	87,894.00
LOCAL:		
Investment Income	3430	25,000.00
Gifts, Grants and Bequests	3440	
Food Service	3450	1,277,637.00
Other Miscellaneous Local Sources	3495	17,000.00
Total Local	3400	1,319,637.00
TOTAL ESTIMATED REVENUES		7,389,313.00
OTHER FINANCING SOURCES:		
Loans	3720	
Sale of Capital Assets	3730	
Loss Recoveries	3740	
Transfers In:		
From General Fund	3610	5,000.00
From Debt Service Funds	3620	
From Capital Projects Funds	3630	
Interfund	3650	
From Permanent Funds	3660	
From Internal Service Funds	3670	
From Enterprise Funds	3690	
Total Transfers In	3600	5,000.00
TOTAL OTHER FINANCING SOURCES		5,000.00
Fund Balance, July 1, 2017	2800	3,661,560.58
TOTAL ESTIMATED REVENUES, OTHER FINANCING SOURCES AND FUND BALANCE		11,055,873.58

ESE 139

DISTRICT SCHOOL BOARD OF CITRUS COUNTY
DISTRICT SUMMARY BUDGET
For Fiscal Year Ending June 30, 2018

SECTION III. SPECIAL REVENUE FUNDS - FOOD SERVICES - FUND 410 (CONTINUED) **Page 5**

APPROPRIATIONS	Account Number	
Food Services: (Function 7600)		
Salaries	100	2,702,033.93
Employee Benefits	200	1,030,952.05
Purchased Services	300	116,775.00
Energy Services	400	101,800.00
Materials and Supplies	500	3,364,621.00
Capital Outlay	600	307,500.00
Other	700	293,000.00
Capital Outlay *(Function 9300)*	600	
TOTAL APPROPRIATIONS		7,916,681.98
OTHER FINANCING USES:		
Transfers Out (Function 9700)		
To General Fund	910	
To Debt Service Funds	920	
To Capital Projects Funds	930	
Interfund	950	
To Permanent Funds	960	
To Internal Service Funds	970	
To Enterprise Funds	990	
Total Transfers Out	9700	
TOTAL OTHER FINANCING USES		
Nonspendable Fund Balance, June 30, 2018	2710	350,000.00
Restricted Fund Balance, June 30, 2018	2720	2,789,191.60
Committed Fund Balance, June 30, 2018	2730	
Assigned Fund Balance, June 30, 2018	2740	
Unassigned Fund Balance, June 30, 2018	2750	
TOTAL ENDING FUND BALANCE	2700	3,139,191.60
TOTAL APPROPRIATIONS, OTHER FINANCING USES AND FUND BALANCE		11,055,873.58

ESE 139

DISTRICT SCHOOL BOARD OF CITRUS COUNTY
DISTRICT SUMMARY BUDGET
For Fiscal Year Ending June 30, 2018

SECTION IV. SPECIAL REVENUE FUNDS - OTHER FEDERAL PROGRAMS - FUND 420

ESTIMATED REVENUES	Account Number	
FEDERAL DIRECT:		
Head Start	3130	
Workforce Innovation and Opportunity Act	3170	
Community Action Programs	3180	
Reserve Officers Training Corps (ROTC)	3191	
Pell Grants	3192	900,000.00
Miscellaneous Federal Direct	3199	
Total Federal Direct	3100	900,000.00
FEDERAL THROUGH STATE AND LOCAL:		
Career and Technical Education	3201	98,416.96
Medicaid	3202	
Workforce Innovation and Opportunity Act	3220	145,428.11
Teacher and Principal Training and Recruiting - Title II, Part A	3225	303,787.90
Math and Science Partnerships - Title II, Part B	3226	
Individuals with Disabilities Education Act (IDEA)	3230	3,936,008.68
Elementary and Secondary Education Act, Title I	3240	4,111,600.30
Language Instruction - Title III	3241	
Twenty-First Century Schools - Title IV	3242	
Federal Through Local	3280	
Miscellaneous Federal Through State	3299	18,347.98
Total Federal Through State And Local	3200	8,613,589.93
STATE:		
State Through Local	3380	
Other Miscellaneous State Revenues	3399	
Total State	3300	
LOCAL:		
Investment Income	3430	
Gifts, Grants and Bequests	3440	
Adult General Education Course Fees	3461	
Other Miscellaneous Local Sources	3495	
Total Local	3400	
TOTAL ESTIMATED REVENUES		9,513,589.93
OTHER FINANCING SOURCES:		
Loans	3720	
Sale of Capital Assets	3730	
Loss Recoveries	3740	
Transfers In:		
From General Fund	3610	
From Debt Service Funds	3620	
From Capital Projects Funds	3630	
Interfund	3650	
From Permanent Funds	3660	
From Internal Service Funds	3670	
From Enterprise Funds	3690	
Total Transfers In	3600	
TOTAL OTHER FINANCING SOURCES		
Fund Balance, July 1, 2017	2800	
TOTAL ESTIMATED REVENUES, OTHER FINANCING SOURCES AND FUND BALANCE		9,513,589.93

ESE 139

DISTRICT SCHOOL BOARD OF CITRUS COUNTY
DISTRICT SUMMARY BUDGET
For Fiscal Year Ending June 30, 2018

SECTION IV. SPECIAL REVENUE FUNDS - OTHER FEDERAL PROGRAMS - FUND 420 (Continued)

APPROPRIATIONS	Account Number	Totals	Salaries 100	Employee Benefits 200	Purchased Services 300	Energy Services 400	Materials and Supplies 500	Capital Outlay 600	Other 700
Instruction	5000	5,151,149.56	3,923,516.01	1,227,633.55					
Student Support Services	6100	695,913.14	547,513.17	148,399.97					
Instructional Media Services	6200	16,278.90	12,725.87	3,553.03					
Instruction and Curriculum Development Services	6300	2,405,829.74	1,905,210.13	500,619.61					
Instructional Staff Training Services	6400	190,545.22	152,791.00	37,754.22					
Instruction-Related Technology	6500	153,873.37	128,635.23	25,238.14					
Board	7100								
General Administration	7200								
School Administration	7300								
Facilities Acquisition and Construction	7400								
Fiscal Services	7500								
Food Services	7600								
Central Services	7700								
Student Transportation Services	7800								
Operation of Plant	7900								
Maintenance of Plant	8100								
Administrative Technology Services	8200								
Community Services	9100	900,000.00							900,000.00
Other Capital Outlay	9300								
TOTAL APPROPRIATIONS		9,513,589.93	6,670,391.41	1,943,198.52					900,000.00
OTHER FINANCING USES:									
Transfers Out: (Function 9700)									
To General Fund	910								
To Debt Service Funds	920								
To Capital Projects Funds	930								
Interfund	950								
To Permanent Funds	960								
To Internal Service Funds	970								
To Enterprise Funds	990								
Total Transfers Out	9700								
TOTAL OTHER FINANCING USES									
Nonspendable Fund Balance, June 30, 2018	2710								
Restricted Fund Balance, June 30, 2018	2720								
Committed Fund Balance, June 30, 2018	2730								
Assigned Fund Balance, June 30, 2018	2740								
Unassigned Fund Balance, June 30, 2018	2750								
TOTAL ENDING FUND BALANCE	2700								
TOTAL APPROPRIATIONS, OTHER FINANCING USES AND FUND BALANCE		9,513,589.93							

ESE 139

DISTRICT SCHOOL BOARD OF CITRUS COUNTY
DISTRICT SUMMARY BUDGET
For Fiscal Year Ending June 30, 2018

SECTION V. SPECIAL REVENUE FUNDS - MISCELLANEOUS - FUND 490 Page 8

ESTIMATED REVENUES	Account Number	
FEDERAL THROUGH STATE AND LOCAL:		
Federal Through Local	3280	
Total Federal Through State and Local	3200	
LOCAL:		
Investment Income	3430	
Gifts, Grants and Bequests	3440	
Other Miscellaneous Local Sources	3495	
Total Local	3400	
TOTAL ESTIMATED REVENUES	3000	
OTHER FINANCING SOURCES		
Transfers In:		
From General Fund	3610	
From Debt Service Funds	3620	
From Capital Projects Funds	3630	
Interfund	3650	
From Permanent Funds	3660	
From Internal Service Funds	3670	
From Enterprise Funds	3690	
Total Transfers In	3600	
TOTAL OTHER FINANCING SOURCES		
Fund Balance, July 1, 2017	2800	
TOTAL ESTIMATED REVENUES, OTHER FINANCING SOURCES AND FUND BALANCE		

ESE 139

DISTRICT SCHOOL BOARD OF CITRUS COUNTY
DISTRICT SUMMARY BUDGET
For Fiscal Year Ending June 30, 2018

SECTION V. SPECIAL REVENUE FUNDS - MISCELLANEOUS - FUND 490 (Continued)

APPROPRIATIONS	Account Number	Totals	Salaries 100	Employee Benefits 200	Purchased Services 300	Energy Services 400	Materials and Supplies 500	Capital Outlay 600	Other 700
Instruction	5000								
Student Support Services	6100								
Instructional Media Services	6200								
Instruction and Curriculum Development Services	6300								
Instructional Staff Training Services	6400								
Instruction-Related Technology	6500								
Board	7100								
General Administration	7200								
School Administration	7300								
Facilities Acquisition and Construction	7400								
Fiscal Services	7500								
Central Services	7700								
Student Transportation Services	7800								
Operation of Plant	7900								
Maintenance of Plant	8100								
Administrative Technology Services	8200								
Community Services	9100								
Other Capital Outlay	9300								
TOTAL APPROPRIATIONS									
OTHER FINANCING USES:									
Transfers Out: (Function 9700)									
To General Fund	910								
To Debt Service Funds	920								
To Capital Projects Funds	930								
Interfund	950								
To Permanent Funds	960								
To Internal Service Funds	970								
To Enterprise Funds	990								
Total Transfers Out	9700								
TOTAL OTHER FINANCING USES									
Nonspendable Fund Balance, June 30, 2018	2710								
Restricted Fund Balance, June 30, 2018	2720								
Committed Fund Balance, June 30, 2018	2730								
Assigned Fund Balance, June 30, 2018	2740								
Unassigned Fund Balance, June 30, 2018	2750								
TOTAL ENDING FUND BALANCE	2700								
TOTAL APPROPRIATIONS, OTHER FINANCING USES AND FUND BALANCE									

DISTRICT SCHOOL BOARD OF CITRUS COUNTY
DISTRICT SUMMARY BUDGET
For Fiscal Year Ending June 30, 2018

SECTION VI. DEBT SERVICE FUNDS

ESTIMATED REVENUES	Account Number	Totals	210 SBE/COBI Bonds	220 Special Act Bonds	230 Sections 1011.14 & 1011.15, F.S., Loans	240 Motor Vehicle Revenue Bonds	250 District Bonds	290 Other Debt Service	299 ARRA Economic Stimulus Debt Service
FEDERAL DIRECT SOURCES:									
Miscellaneous Federal Direct	3199								
Total Federal Direct Sources	3100								
FEDERAL THROUGH STATE AND LOCAL:									
Miscellaneous Federal Through State	3299								
Total Federal Through State and Local	3200								
STATE SOURCES:									
CO&DS Withheld for SBE/COBI Bonds	3322	459,000.00	459,000.00						
SBE/COBI Bond Interest	3326	200.00	200.00						
Sales Tax Distribution (s. 212.20(6)(d)6.a., F.S.)	3341								
Total State Sources	3300	459,200.00	459,200.00						
LOCAL SOURCES:									
District Debt Service Taxes	3412								
County Local Sales Tax	3418								
School District Local Sales Tax	3419								
Tax Redemptions	3421								
Excess Fees	3423								
Rent	3425								
Investment Income	3430								
Gifts, Grants and Bequests	3440								
Total Local Sources	3400								
TOTAL ESTIMATED REVENUES		459,200.00	459,200.00						
OTHER FINANCING SOURCES:									
Issuance of Bonds	3710								
Loans	3720								
Proceeds of Lease-Purchase Agreements	3750								
Premium on Long-term Debt	3790								
Transfers In:									
From General Fund	3610								
From Capital Projects Funds	3630	2,746,209.00							2,746,209.00
From Special Revenue Funds	3640								
Interfund (Debt Service Only)	3650								
From Permanent Funds	3660								
From Internal Service Funds	3670								
From Enterprise Funds	3690								
Total Transfers In	3600	2,746,209.00							2,746,209.00
TOTAL OTHER FINANCING SOURCES		2,746,209.00							2,746,209.00
Fund Balance, July 1, 2017	2800	4,592,746.03	13,688.03						4,579,058.00
TOTAL ESTIMATED REVENUES, OTHER FINANCING SOURCES AND FUND BALANCES		7,798,155.03	472,888.03						7,325,267.00

ESE 139

DISTRICT SCHOOL BOARD OF CITRUS COUNTY
DISTRICT SUMMARY BUDGET
For Fiscal Year Ending June 30, 2018

SECTION VI. DEBT SERVICE FUNDS (Continued)

APPROPRIATIONS	Account Number	Totals	210 SBE/COBI Bonds	220 Special Act Bonds	230 Sections 1011.14 & 1011.15, F.S., Loans	240 Motor Vehicle Revenue Bonds	250 District Bonds	290 Other Debt Service	299 ARRA Economic Stimulus Debt Service
Debt Service: (Function 9200)									
Redemption of Principal	710	442,000.00	442,000.00						
Interest	720	483,680.00	27,000.00						456,680.00
Dues and Fees	730	200.00	200.00						
Miscellaneous	790								
TOTAL APPROPRIATIONS	9200	925,880.00	469,200.00						456,680.00
OTHER FINANCING USES:									
Payments to Refunding Escrow Agent (*Function 9299*)	760								
Transfers Out: (Function 9700)									
To General Fund	910								
To Capital Projects Funds	930								
To Special Revenue Funds	940								
Interfund (Debt Service Only)	950								
To Permanent Funds	960								
To Internal Service Funds	970								
To Enterprise Funds	990								
Total Transfers Out	9700								
TOTAL OTHER FINANCING USES									
Nonspendable Fund Balance, June 30, 2018	2710								
Restricted Fund Balance, June 30, 2018	2720	6,872,275.03	3,688.03						6,868,587.00
Committed Fund Balance, June 30, 2018	2730								
Assigned Fund Balance, June 30, 2018	2740								
Unassigned Fund Balance, June 30, 2018	2750								
TOTAL ENDING FUND BALANCES	2700	6,872,275.03	3,688.03						6,868,587.00
TOTAL APPROPRIATIONS, OTHER FINANCING USES AND FUND BALANCES		7,798,155.03	472,888.03						7,325,267.00

DISTRICT SCHOOL BOARD OF CITRUS COUNTY
DISTRICT SUMMARY BUDGET
For Fiscal Year Ending June 30, 2018

SECTION VII. CAPITAL PROJECTS FUNDS

ESTIMATED REVENUES	Account Number	Totals	310 Capital Outlay Bond Issues (COBI)	320 Special Act Bonds	330 Sections 1011.14 & 1011.15, F.S., Loans	340 Public Education Capital Outlay (PECO)	350 District Bonds	360 Capital Outlay and Debt Service	370 Nonvoted Capital Improvement (Section 1011.71(2), F.S.	380 Voted Capital Improvement	390 Other Capital Projects	399 ARRA Economic Stimulus Capital Projects
FEDERAL DIRECT SOURCES:												
Miscellaneous Federal Direct	3199											
Total Federal Direct Sources	3100											
FEDERAL THROUGH STATE AND LOCAL:												
Miscellaneous Federal Through State	3299											
Total Federal Through State and Local	3200											
STATE SOURCES:												
CO&DS Distributed	3321	160,964.00						160,964.00				
Interest on Undistributed CO&DS	3325	5,669.00						5,669.00				
Sales Tax Distribution (s. 212.20(6)(d)6.a., F.S.)	3341											
State Through Local	3380											
Public Education Capital Outlay (PECO)	3391	342,321.00				342,321.00						
Classrooms First Program	3392											
SMART Schools Small County Assistance Program	3395											
Class Size Reduction Capital Outlay	3396											
Charter School Capital Outlay Funding	3397	15,992.00									15,992.00	
Other Miscellaneous State Revenues	3399											
Total State Sources	3300	524,946.00				342,321.00		166,633.00			15,992.00	
LOCAL SOURCES:												
District Local Capital Improvement Tax	3413	13,654,737.00							13,654,737.00			
County Local Sales Tax	3418											
School District Local Sales Tax	3419											
Tax Redemptions	3421											
Investment Income	3430	100,000.00							100,000.00			
Gifts, Grants and Bequests	3440											
Miscellaneous Local Sources	3490	372,605.00									372,605.00	
Impact Fees	3496	787,500.00									787,500.00	
Refunds of Prior Year's Expenditures	3497											
Total Local Sources	3400	14,914,842.00							13,754,737.00		1,160,105.00	
TOTAL ESTIMATED REVENUES		15,439,788.00				342,321.00		166,633.00	13,754,737.00		1,176,097.00	
OTHER FINANCING SOURCES												
Issuance of Bonds	3710											
Loans	3720											
Sale of Capital Assets	3730											
Loss Recoveries	3740											
Proceeds of Lease-Purchase Agreements	3750											
Proceeds from Special Facility Construction Account	3770											
Transfers In:												
From General Fund	3610											
From Debt Service Funds	3620											
From Special Revenue Funds	3640											
Interfund (Capital Projects Only)	3650											
From Permanent Funds	3660											
From Internal Service Funds	3670											
From Enterprise Funds	3690											
Total Transfers In	3600											
TOTAL OTHER FINANCING SOURCES												
Fund Balance, July 1, 2017	2800	22,299,091.43						5,669.12	22,293,422.31			
TOTAL ESTIMATED REVENUES, OTHER FINANCING SOURCES AND FUND BALANCES		37,738,879.43				342,321.00		172,302.12	36,048,159.31		1,176,097.00	

DISTRICT SCHOOL BOARD OF CITRUS COUNTY
DISTRICT SUMMARY BUDGET
For Fiscal Year Ending June 30, 2018

SECTION VII. CAPITAL PROJECTS FUNDS (Continued)

APPROPRIATIONS	Account Number	Totals	310 Capital Outlay Bond Issues (COBI)	320 Special Act Bonds	330 Sections 1011.14 & 1011.15, F.S., Loans	340 Public Education Capital Outlay (PECO)	350 District Bonds	360 Capital Outlay and Debt Service	370 Nonvoted Capital Improvement (Section 1011.71(2), F.S.	380 Voted Capital Improvement	390 Other Capital Projects	399 ARRA Economic Stimulus Capital Projects
Appropriations: (Functions 7400/9200)												
Library Books (New Libraries)	610											
Audiovisual Materials	620											
Buildings and Fixed Equipment	630											
Furniture, Fixtures and Equipment	640	2,979,370.00							2,536,765.00		442,605.00	
Motor Vehicles (Including Buses)	650	2,227,968.00							2,227,968.00			
Land	660	50,000.00									50,000.00	
Improvements Other Than Buildings	670	1,743,253.00							1,075,753.00		667,500.00	
Remodeling and Renovations	680	3,629,954.12						171,802.12	3,442,160.00		15,992.00	
Computer Software	690											
Redemption of Principal	710											
Interest	720											
Dues and Fees	730	500.00						500.00				
TOTAL APPROPRIATIONS		10,631,045.12						172,302.12	9,282,646.00		1,176,097.00	
OTHER FINANCING USES:												
Transfers Out: (Function 9700)												
To General Fund	910	7,691,953.00				342,321.00			7,349,632.00			
To Debt Service Funds	920	2,746,209.00							2,746,209.00			
To Special Revenue Funds	940											
Interfund (Capital Projects Only)	950											
To Permanent Funds	960											
To Internal Service Funds	970											
To Enterprise Funds	990											
Total Transfers Out	9700	10,438,162.00				342,321.00			10,095,841.00			
TOTAL OTHER FINANCING USES		10,438,162.00				342,321.00			10,095,841.00			
Nonspendable Fund Balance, June 30, 2018	2710											
Restricted Fund Balance, June 30, 2018	2720	16,669,672.31							16,669,672.31			
Committed Fund Balance, June 30, 2018	2730											
Assigned Fund Balance, June 30, 2018	2740											
Unassigned Fund Balance, June 30, 2018	2750											
TOTAL ENDING FUND BALANCES	2700	16,669,672.31							16,669,672.31			
TOTAL APPROPRIATIONS, OTHER FINANCING USES AND FUND BALANCES		37,738,879.43				342,321.00		172,302.12	36,048,159.31		1,176,097.00	

DISTRICT SCHOOL BOARD OF CITRUS COUNTY
DISTRICT SUMMARY BUDGET
For Fiscal Year Ending June 30, 2018

SECTION VIII. PERMANENT FUNDS - FUND 000

ESTIMATED REVENUES	Account Number	
Federal Direct	3100	
Federal Through State and Local	3200	
State Sources	3300	
Local Sources	3400	
TOTAL ESTIMATED REVENUES		
OTHER FINANCING SOURCES:		
Sale of Capital Assets	3730	
Loss Recoveries	3740	
Transfers In:		
From General Fund	3610	
From Debt Service Funds	3620	
From Capital Projects Funds	3630	
From Special Revenue Funds	3640	
From Internal Service Funds	3670	
From Enterprise Funds	3690	
Total Transfers In	3600	
TOTAL OTHER FINANCING SOURCES		
Fund Balance, July 1, 2017	2800	
TOTAL ESTIMATED REVENUES, OTHER FINANCING SOURCES AND FUND BALANCE		

DISTRICT SCHOOL BOARD OF CITRUS COUNTY
DISTRICT SUMMARY BUDGET
For Fiscal Year Ending June 30, 2018

SECTION VIII. PERMANENT FUNDS - FUND 000 (Continued)

APPROPRIATIONS	Account Number	Totals	Salaries 100	Employee Benefits 200	Purchased Services 300	Energy Services 400	Materials and Supplies 500	Capital Outlay 600	Other 700
Instruction	5000								
Student Support Services	6100								
Instructional Media Services	6200								
Instruction and Curriculum Development Services	6300								
Instructional Staff Training Services	6400								
Instruction-Related Technology	6500								
Board	7100								
General Administration	7200								
School Administration	7300								
Facilities Acquisition and Construction	7400								
Fiscal Services	7500								
Central Services	7700								
Student Transportation Services	7800								
Operation of Plant	7900								
Maintenance of Plant	8100								
Administrative Technology Services	8200								
Community Services	9100								
Debt Service	9200								
Other Capital Outlay	9300								
TOTAL APPROPRIATIONS									
OTHER FINANCING USES:									
Transfers Out: (Function 9700)									
To General Fund	910								
To Debt Service Funds	920								
To Capital Projects Funds	930								
To Special Revenue Funds	940								
To Internal Service Funds	970								
To Enterprise Funds	990								
Total Transfers Out	9700								
TOTAL OTHER FINANCING USES									
Nonspendable Fund Balance, June 30, 2018	2710								
Restricted Fund Balance, June 30, 2018	2720								
Committed Fund Balance, June 30, 2018	2730								
Assigned Fund Balance, June 30, 2018	2740								
Unassigned Fund Balance, June 30, 2018	2750								
TOTAL ENDING FUND BALANCE	2700								
TOTAL APPROPRIATIONS, OTHER FINANCING USES AND FUND BALANCE									

ESE 139

DISTRICT SCHOOL BOARD OF CITRUS COUNTY
DISTRICT SUMMARY BUDGET
For Fiscal Year Ending June 30, 2018

SECTION IX. ENTERPRISE FUNDS

ESTIMATED REVENUES	Account Number	Totals	911 Self-Insurance Consortium	912 Self-Insurance Consortium	913 Self-Insurance Consortium	914 Self-Insurance Consortium	915 ARRA Consortium	921 Other Enterprise Programs	922 Other Enterprise Programs
OPERATING REVENUES:									
Charges for Services	3481								
Charges for Sales	3482								
Premium Revenue	3484								
Other Operating Revenues	3489								
Total Operating Revenues									
NONOPERATING REVENUES:									
Investment Income	3430								
Gifts, Grants and Bequests	3440								
Other Miscellaneous Local Sources	3495								
Loss Recoveries	3740								
Gain on Disposition of Assets	3780								
Total Nonoperating Revenues									
Transfers In:									
From General Fund	3610								
From Debt Service Funds	3620								
From Capital Projects Funds	3630								
From Special Revenue Funds	3640								
Interfund (Enterprise Funds Only)	3650								
From Permanent Funds	3660								
From Internal Service Funds	3670								
Total Transfers In	3600								
Net Position, July 1, 2017	2880								
TOTAL OPERATING REVENUES, NONOPERATING REVENUES, TRANSFERS IN AND NET POSITION									
ESTIMATED EXPENSES	Object								
OPERATING EXPENSES: (Function 9900)									
Salaries	100								
Employee Benefits	200								
Purchased Services	300								
Energy Services	400								
Materials and Supplies	500								
Capital Outlay	600								
Other (including Depreciation)	700								
Total Operating Expenses									
NONOPERATING EXPENSES: (Function 9900)									
Interest	720								
Loss on Disposition of Assets	810								
Total Nonoperating Expenses									
Transfers Out: (Function 9700)									
To General Fund	910								
To Debt Service Funds	920								
To Capital Projects Funds	930								
To Special Revenue Funds	940								
Interfund Transfers (Enterprise Funds Only)	950								
To Permanent Funds	960								
To Internal Service Funds	970								
Total Transfers Out	9700								
Net Position, June 30, 2018	2780								
TOTAL OPERATING EXPENSES, NONOPERATING EXPENSES, TRANSFERS OUT AND NET POSITION									

DISTRICT SCHOOL BOARD OF CITRUS COUNTY
DISTRICT SUMMARY BUDGET
For Fiscal Year Ending June 30, 2018

SECTION X. INTERNAL SERVICE FUNDS

ESTIMATED REVENUES	Account Number	Totals	711 Self-Insurance	712 Self-Insurance	713 Self-Insurance	714 Self-Insurance	715 Self-Insurance	731 Consortium Programs	791 Other Internal Service
OPERATING REVENUES:									
Charges for Services	3481	8,500.00	8,500.00						
Charges for Sales	3482								
Premium Revenue	3484	17,163,692.00	17,163,692.00						
Other Operating Revenues	3489	150,000.00	150,000.00						
Total Operating Revenues		17,322,192.00	17,322,192.00						
NONOPERATING REVENUES:									
Investment Income	3430	30,000.00	30,000.00						
Gifts, Grants and Bequests	3440								
Other Miscellaneous Local Sources	3495								
Loss Recoveries	3740								
Gain on Disposition of Assets	3780								
Total Nonoperating Revenues		30,000.00	30,000.00						
Transfers In:									
From General Fund	3610								
From Debt Service Funds	3620								
From Capital Projects Funds	3630								
From Special Revenue Funds	3640								
Interfund (Internal Service Funds Only)	3650								
From Permanent Funds	3660								
From Enterprise Funds	3690								
Total Transfers In	3600								
Net Position, July 1, 2017	2880	2,134,934.00	2,134,934.00						
TOTAL OPERATING REVENUES, NONOPERATING REVENUES, TRANSFERS IN AND NET POSITION		19,487,126.00	19,487,126.00						
ESTIMATED EXPENSES	Object								
OPERATING EXPENSES: (Function 9900)									
Salaries	100	5,000.00	5,000.00						
Employee Benefits	200	838.50	838.50						
Purchased Services	300	3,358,114.00	3,358,114.00						
Energy Services	400	4,220.00	4,220.00						
Materials and Supplies	500	31,000.00	31,000.00						
Capital Outlay	600	6,500.00	6,500.00						
Other (including Depreciation)	700	12,733,872.00	12,733,872.00						
Total Operating Expenses		16,139,544.50	16,139,544.50						
NONOPERATING EXPENSES: (Function 9900)									
Interest	720								
Loss on Disposition of Assets	810								
Total Nonoperating Expenses									
Transfers Out: (Function 9700)									
To General Fund	910								
To Debt Service Funds	920								
To Capital Projects Funds	930								
To Special Revenue Funds	940								
Interfund Transfers (Internal Service Funds Only)	950								
To Permanent Funds	960								
To Enterprise Funds	990								
Total Transfers Out	9700								
Net Position, June 30, 2018	2780	3,347,581.50	3,347,581.50						
TOTAL OPERATING EXPENSES, NONOPERATING EXPENSES, TRANSFERS OUT AND NET POSITION		19,487,126.00	19,487,126.00						

Please return completed form to:
Florida Department of Education
Office of Funding and Financial Reporting
325 W. Gaines Street, Room 814
Tallahassee, Florida 32399-0400

FLORIDA DEPARTMENT OF EDUCATION
DISTRICT SUMMARY BUDGET CHECKLIST

TO: Florida Commissioner of Education

FROM: District School Board of Citrus County, Florida

To indicate items included, double-click on the box (or right-click on the box and select "Properties") and select the "Checked" radio button.

1. Certification of District Summary Budget transmission and compliance with section 1010.20(3), Florida Statutes (F.S.). Complete required information and obtain signature of district superintendent.---------- ☒

2. One copy of the 2017-18 Instructional and School-Based Administrators Salary Schedules outlining appropriate salaries for personnel, including:
   - A. Supervisors---------- ☒
   - B. Teachers---------- ☒
   - C. Principals---------- ☒
   - D. Substitutes---------- ☒
   - E. Supplements---------- ☒
   - F. Part-time Teachers (Hourly)---------- ☒

3. One copy of the 2017-18 Salary Schedules for all other employees, including those paid from non-budgetary accounts. All other employees may include the following types of personnel:
   - A. County Office Personnel (e.g., administrators, finance officers, secretaries and clerks)---------- ☒
   - B. Office Personnel in Schools (e.g., clerical personnel and bookkeepers)---------- ☒
   - C. Transportation Personnel (e.g., bus drivers and mechanics)---------- ☒
   - D. Custodial staff for administrative offices and schools---------- ☒
   - E. Maintenance Personnel (e.g., carpenters, painters, electricians and laborers)---------- ☒
   - F. School Lunch Personnel (e.g., managers, supervisors, cooks and lunchroom workers)---------- ☒

4. The payroll period schedule adopted by the district school board and included as part of the salary schedule (see rule 6A-1.052, Florida Administrative Code)---------- ☒
5. One copy of each budget advertisement as required by sections 200.065 and 1011.03, F.S.---------- ☒
6. Certification that the public hearings to adopt the tentative and final budgets were held as advertised---------- ☒
7. One copy of the approved millage certification form ESE 524 as required by section 1011.04, F.S.---------- ☒
8. Letter from bank or lender confirming loan extensions under sections 1011.14 and 1011.15, F.S.---------- ☒
9. Superintendent's Salary---------- $127,464
10. Board Member's Salary---------- $34,926
11. Prepared by:

Tammy Wilson	Director of Finance	(352) 726-1931 ext. 2472
(Name)	(Title)	(Telephone)

NOTE: **Please do not send prior-year salary schedules.** If the board approved the use of the prior year's salary schedule, please provide a copy of the resolution acknowledging such approval. Submit one completed copy of this checklist and retain one copy for the district's budget file.

ESE 139

Certification and Compliance

District School Board

of Citrus County, Florida

Commissioner of Education
State of Florida
325 W. Gaines Street, Room 814
Tallahassee, Florida 32399-0400

Dear Commissioner:

I certify that the District Summary Budget for the fiscal year July 1, 2017, through June 30, 2018, as approved by the school board on September 11, 2017, and recorded in the official minutes of the school board, is the official District Summary Budget and was transmitted to the Florida Department of Education on September 6, 2017.

The District Summary Budget has been prepared in accordance with the program expenditure requirements in section 1010.20(3)(a), Florida Statutes.

During the budgetary process, consideration was given to the district aggregate program expenditure requirements and all available data have been examined to determine compliance with these requirements. Upon notification by the Commissioner of noncompliance during the prior year, we will review our district budget and make amendments necessary to meet legislative requirements.

_____ _____

Signature of District School Superintendent Signature Date

ADMINISTRATOR CHART

TITLE	PAY GRADE
Assistant Director, WTC	A0307
Assistant Principal, Elementary	A0308
Assistant Principal, High School	A0306
Assistant Principal, Middle School	A0307
Assistant Superintendent of Business and Support Services	A0201
Assistant Superintendent of School Operations	A0201
Chief Finance Officer	A0203
Coordinator of Certification and Professional Standards	A0205
Coordinator of Exceptional Student Education	A0205
Coordinator of Health, PE and Special Programs	A0205
Coordinator of Instructional Support for Teachers	A0205
Coordinator of Maintenance	A0205
Coordinator of Research and Accountability	A0205
Coordinator of Special Academic Programs	A0205
Coordinator of Student Services	A0205
Coordinator of Title I and No Child Left Behind	A0205
Coordinator of Transportation	A0205
Director of Area Schools and Elementary Education	A0204
Director of Area Schools and Secondary Education	A0204
Director of Career & Technical and Adult Education	A0204
Director of Exceptional Student Education	A0204
Director of Facilities and Construction	A0204
Director of Facilities, Construction, and Maintenance	A0204
Director of Finance	A0204
Director of Food Services	A0204
Director of Human Resources	A0204
Director of Information Services	A0204
Director of Instructional Technology	A0204
Director of Planning and Growth Management	A0204
Director of Professional Development	A0204
Director of Research and Accountability	A0204
Director of Risk Management and Employee Relations	A0204
Director of Student Services	A0204
Director of Withlacoochee Technical Institute	A0202
Executive Director of Business Services	A0202
Executive Director of Educational Services	A0202
Executive Director of School Support Services	A0202
Principal, Alternative School	A0204
Principal, Elementary School	A0205
Principal, Exceptional Student Education (CREST School)	A0204
Principal, High School	A0202
Principal, Middle School	A0204
Supervisor of Accounting and Internal Accounts	A0208
Supervisor of Achievement Data Technology	A0208
Supervisor of Business Operations	A0208
Supervisor of Criminal Justice Academy	A0208

Revised: 3/30/17 (Alpha)

Supervisor of Marine Science Station	A0401

CITRUS COUNTY SCHOOL BOARD
School Administrative Salary Schedule
2016-2017

STEP	AB201-0 AG201-0 251 Days	AB202-0 AG202-0 251 Days	AB203-0 AG203-0 251 Days	AB204-0 AG204-0 251 Days	AB205-0 AG205-0 251 Days	AB206-0 AG206-0 251 Days	AB207-0 AG207-0 251 Days	AB208-0 AG208-0 251 Days	AB305-0 AG305-0 216 Days	AB306-0 AG306-0 216 Days	AB307-0 AG307-0 216 Days	AB308-0 AG308-0 216 Days
0	$88,433.00	$82,845.00	$81,170.00	$79,493.00	$77,818.00	$75,806.00	$73,683.00	$72,006.00	$70,052.00	$68,040.00	$65,918.00	$64,242.00
1	$89,183.00	$83,595.00	$81,920.00	$80,243.00	$78,568.00	$76,557.00	$74,433.00	$72,757.00	$70,801.00	$68,790.00	$66,668.00	$64,991.00
2	$89,965.00	$84,377.00	$82,703.00	$81,027.00	$79,349.00	$77,339.00	$75,216.00	$73,540.00	$71,584.00	$69,572.00	$67,451.00	$65,774.00
3	$90,746.00	$85,160.00	$83,483.00	$81,809.00	$80,131.00	$78,120.00	$75,997.00	$74,322.00	$72,367.00	$70,355.00	$68,232.00	$66,556.00
4	$91,528.00	$85,942.00	$84,266.00	$82,590.00	$80,914.00	$78,903.00	$76,779.00	$75,104.00	$73,148.00	$71,138.00	$69,014.00	$67,337.00
5	$92,312.00	$86,724.00	$85,049.00	$83,372.00	$81,696.00	$79,685.00	$77,562.00	$75,886.00	$73,930.00	$71,920.00	$69,797.00	$68,121.00
6	$93,093.00	$87,506.00	$85,831.00	$84,155.00	$82,478.00	$80,468.00	$78,344.00	$76,668.00	$74,713.00	$72,702.00	$70,579.00	$68,903.00
7	$93,876.00	$88,288.00	$86,612.00	$84,937.00	$83,261.00	$81,249.00	$79,127.00	$77,451.00	$75,495.00	$73,484.00	$71,360.00	$69,685.00
8	$94,658.00	$89,072.00	$87,395.00	$85,718.00	$84,044.00	$82,031.00	$79,908.00	$78,232.00	$76,277.00	$74,266.00	$72,144.00	$70,467.00
9	$95,440.00	$89,853.00	$88,177.00	$86,501.00	$84,825.00	$82,814.00	$80,690.00	$79,014.00	$77,059.00	$75,049.00	$72,925.00	$71,249.00
10	$96,222.00	$90,634.00	$88,959.00	$87,283.00	$85,607.00	$83,595.00	$81,473.00	$79,797.00	$77,841.00	$75,830.00	$73,707.00	$72,032.00
11	$97,004.00	$91,416.00	$89,741.00	$88,066.00	$86,390.00	$84,377.00	$82,255.00	$80,579.00	$78,624.00	$76,612.00	$74,490.00	$72,814.00
12	$97,786.00	$92,200.00	$90,523.00	$88,846.00	$87,172.00	$85,160.00	$83,036.00	$81,361.00	$79,405.00	$77,396.00	$75,272.00	$73,595.00
13	$98,569.00	$92,981.00	$91,305.00	$89,629.00	$87,954.00	$85,942.00	$83,820.00	$82,143.00	$80,187.00	$78,177.00	$76,053.00	$74,378.00
14	$99,350.00	$93,762.00	$92,089.00	$90,412.00	$88,735.00	$86,724.00	$84,601.00	$82,925.00	$80,971.00	$78,958.00	$76,836.00	$75,161.00
15	$100,133.00	$94,547.00	$92,869.00	$91,194.00	$89,518.00	$87,506.00	$85,383.00	$83,708.00	$81,753.00	$79,742.00	$77,618.00	$75,942.00
16	$101,249.00	$95,664.00	$93,987.00	$92,312.00	$90,634.00	$88,624.00	$86,501.00	$84,825.00	$82,870.00	$80,827.00	$78,736.00	$77,059.00
17	$101,893.00	$96,306.00	$94,629.00	$92,955.00	$91,278.00	$89,266.00	$87,144.00	$85,468.00	$83,405.00	$81,362.00	$79,271.00	$77,595.00
18	$102,892.00	$97,251.00	$95,557.00	$93,866.00	$92,173.00	$90,141.00	$87,998.00	$86,306.00	$84,223.00	$82,160.00	$80,049.00	$78,356.00

SCHOOL ADMINISTRATIVE

No Change - See Performance Pay Add-On

INSTRUCTIONAL CHART

ASSESSMENT SPECIALIST, HIGH SCHOOL
BEHAVIOR SPECIALIST
CERTIFIED SCHOOL COUNSELOR
CURRICULUM SPECIALIST
CURRICULUM SPECIALIST FOR DISTRICT/FEDERAL PROGRAMS
DISTRICT TECHNOLOGY SPECIALIST
ESE SPECIALIST
FINANCIAL AID ADVISOR, TECHNICAL COLLEGE
INTERNATIONAL BACCALAUREATE – TEACHER ON SPECIAL ASSIGNMENT
INSTRUCTIONAL TECHNOLOGY SPECIALIST
LEAD TEACHER
MARINE SCIENCE STATION TEACHER
MEDIA SPECIALIST
PROGRAM SPECIALIST FOR CURRICULUM
PROGRAM SPECIALIST FOR GRANT WRITING
PROGRAM SPECIALIST FOR PROFESSIONAL DEVELOPMENT
SCHOOL PSYCHOLOGIST
SCHOOL SOCIAL WORKER
SPEECH-LANGUAGE PATHOLOGIST
TEACHER
TEACHER – PHYSICAL EDUCATION
TEACHER – VIRTUAL SCHOOL
TEACHER ON SPECIAL ASSIGNMENT
TEACHER ON SPECIAL ASSIGNMENT FOR CAREER AND TECHNICAL EDUCATION
TEACHER ON SPECIAL ASSIGNMENT – STUDENT SERVICES
VOCATIONAL RESOURCE TEACHER – WTC

Updated 3/30/17

Teachers NEW to Citrus County
Placement Pay Schedule
Effective July 1, 2014

Years Experience	Salary	Performance Pay Level
0	35,000	1
1	35,300	2
2	35,600	3
3	35,600	3
4	35,900	4
5	36,500	6
6	37,100	8
7	37,400	9
8	38,000	11
9	38,600	13
10	39,200	15
11	39,500	16
12	39,800	17
13	40,400	19
14	41,000	21
15	41,300	22
16	41,900	24
17	42,500	26
18+	43,100	28

Supplements for Advanced Degrees

All employees are eligible to receive advanced degree supplements. However, employees hired on or after July 1, 2011 shall be awarded advanced supplements in accordance with Florida State Statute 1012.22.

Master Degree:	Add $2,000
Specialist Degree:	Add $3,000
Doctorate Degree:	Add $4,000

- Up to five (5) years of credit on the salary schedule will be granted for documented military experience.
- Any new employee who is receiving an in-state/out-of-state Educator Retirement Benefit will be placed at the beginning of the salary schedule.
- Five (5) years of experience will be granted on the salary schedule for those individuals who have taught in Citrus County for at least five (5) years and are receiving retirement benefits from the Florida Retirement System.

6/12/14

PROFESSIONAL TECHNICAL CHART

TITLE	PAY GRADE
Accounting Manager	NPT02
Application Support Analyst	NPT03
Application Support Specialist	NPT06
Associate Route Manager	NPT08
Budget and Cost Specialist	NPT05
Budget and Cost Specialist – Food Service	NPT05
Building Official	NPT02
Business Office & Financial Aid Specialist-WTC	NPT06
Career Advisor, Technical College	NPT08
Computer Network Specialist	NPT03
Construction Strategies Facilitator	NPT06
Data Base Support Specialist	NPT05
Employee Benefits Specialist	NPT05
Environmental/Safety Project Leader	NPT01
Finance Specialist	NPT04
Financial Aid Specialist Technical College	NPT08
Food Service Nutrition Specialist	NPT04
Health and Safety Specialist	NPT05
Internal Auditor	NPT02
Network Support Specialist	NPT05
Network Support Specialist - Food Services	NPT05
Occupational Therapist	NPT01
Occupational Therapy Assistant (Certified)	NPT05
Payroll Specialist	NPT04
Personnel Specialist	NPT04
Physical Therapist	NPT01
Physical Therapy Assistant	NPT05
Planning and Growth Management Technician	NPT08
Policy Compliance Officer	NPT06
Program Coordinator, Technical College	NPT08
Programmer Analyst – Food Services	NPT03
Project Leader, Network	NPT01
Project Leader, Support	NPT01
Project Manager	NPT03
Purchasing Manager	NPT02
Route Manager	NPT06
School & Community Relations Specialist	NPT08
School Nurse/Licensed Practical Nurse Level	NPT08
School Nurse/Registered Nurse Level	NPT04
Senior Application Support Analyst	NPT01
Service Manager	NPT06
Structure and Mechanical Foreman	NPT06
Student Health Specialist	NPT03
Systems Specialist	NPT03
Systems Support Specialist	NPT05
Technology Support Specialist	NPT07

Updated 1/9/17 (Alpha)

Transportation Fleet Manager	NPT04
Transportation Fleet Assistant Manager	NPT06

CITRUS COUNTY SCHOOL BOARD
Professional Technical Salary Schedule
CCEA

Salary Based on 251 Day Contract

STEP	CPT01-0	CPT02-0	CPT03-0	CPT04-0	CPT05-0	CPT06-0	CPT07-0	CPT08-0	CPT09-0	CPT10-0	CPT11-0	CPT12-0
0	$44,586.50	$42,860.16	$41,709.26	$37,681.14	$34,228.45	$33,653.01	$30,775.78	$29,624.88	$28,473.99	$27,875.08	$24,422.40	$22,120.61
1	$45,690.47	$43,964.13	$42,813.23	$38,785.11	$35,332.43	$34,756.98	$31,879.75	$30,728.85	$29,577.96	$28,427.06	$24,974.39	$22,672.60
2	$46,841.36	$45,115.02	$43,964.13	$39,936.00	$36,483.32	$35,907.87	$33,030.64	$31,879.75	$30,728.85	$29,002.52	$25,549.83	$23,248.05
3	$47,992.26	$46,265.92	$45,115.02	$41,086.90	$37,634.21	$37,058.77	$34,181.81	$33,030.64	$31,879.75	$29,577.96	$26,125.28	$23,823.49
4	$49,143.15	$47,416.81	$46,265.92	$42,237.79	$38,785.11	$38,209.66	$35,332.43	$34,181.54	$33,030.64	$30,153.41	$26,700.73	$24,398.94
5	$50,294.05	$48,567.70	$47,416.81	$43,388.69	$39,936.00	$39,360.56	$36,483.32	$35,332.43	$34,181.54	$30,728.85	$27,276.18	$24,974.39
6	$51,444.94	$49,718.59	$48,567.70	$44,539.57	$41,086.90	$40,511.44	$37,634.21	$36,483.32	$35,332.43	$31,304.31	$27,851.62	$25,549.83
7	$52,595.84	$50,869.49	$49,718.59	$45,690.47	$42,237.79	$41,662.34	$38,785.11	$37,634.21	$36,483.32	$31,879.75	$28,427.06	$26,125.28
8	$53,746.72	$52,020.38	$50,869.49	$46,841.36	$43,388.69	$42,813.23	$39,936.00	$38,785.11	$37,634.22	$32,455.19	$29,002.52	$26,700.73
9	$54,897.62	$53,171.28	$52,020.38	$47,992.26	$44,539.57	$43,964.13	$41,086.90	$39,936.00	$38,785.11	$33,030.64	$29,577.96	$27,276.18
10	$56,048.51	$54,322.17	$53,171.28	$49,143.15	$45,690.47	$45,115.02	$42,237.79	$41,086.90	$39,936.00	$33,606.09	$30,153.41	$27,851.62
11	$57,199.40	$55,473.07	$54,322.17	$50,294.05	$46,841.36	$46,265.92	$43,388.69	$42,237.79	$41,086.90	$34,181.54	$30,728.85	$28,427.06
12	$58,350.30	$56,623.95	$55,473.07	$51,444.94	$47,992.26	$47,416.81	$44,539.57	$43,388.69	$42,237.79	$34,756.98	$31,304.31	$29,002.52
13	$59,501.19	$57,774.85	$56,623.95	$52,595.84	$49,143.15	$48,567.70	$45,690.47	$44,539.57	$43,388.69	$35,332.43	$31,879.75	$29,577.96
14	$60,652.08	$58,925.74	$57,774.85	$53,746.72	$50,294.05	$49,718.59	$46,841.36	$45,690.47	$44,539.57	$35,907.87	$32,455.19	$30,153.41
15	$61,802.97	$60,076.64	$58,925.74	$54,897.62	$51,444.94	$50,869.49	$47,992.26	$46,841.36	$45,690.47	$36,483.32	$33,030.64	$30,728.85
16	$62,465.36	$60,739.03	$59,588.13	$55,560.00	$52,107.32	$51,531.88	$48,654.65	$47,503.75	$46,352.86	$37,145.71	$33,693.02	$31,391.24
17	$63,383.96	$61,632.24	$60,464.43	$56,377.05	$52,873.61	$52,289.70	$49,370.15	$48,202.34	$47,034.52	$37,691.97	$34,188.51	$31,852.87

PROFESSIONAL TECHNICAL - CCEA

CITRUS COUNTY SCHOOL BOARD
Professional Technical Salary Schedule
Teamsters

Salary Based on 251 Day Contract

STEP	TPT01-0	TPT02-0	TPT03-0	TPT04-0	TPT05-0	TPT06-0	TPT07-0	TPT08-0	TPT09-0	TPT10-0	TPT11-0	TPT12-0
0	$44,586.50	$42,860.16	$41,709.26	$37,681.14	$34,228.45	$33,653.01	$30,775.78	$29,624.88	$28,473.99	$27,875.08	$24,422.40	$22,120.61
1	$45,690.47	$43,964.13	$42,813.23	$38,785.11	$35,332.43	$34,756.98	$31,879.75	$30,728.85	$29,577.96	$28,427.06	$24,974.39	$22,672.60
2	$46,841.36	$45,115.02	$43,964.13	$39,936.00	$36,483.32	$35,907.87	$33,030.64	$31,879.75	$30,728.85	$29,002.52	$25,549.83	$23,248.05
3	$47,992.26	$46,265.92	$45,115.02	$41,086.90	$37,634.21	$37,058.77	$34,181.54	$33,030.64	$31,879.75	$29,577.96	$26,125.28	$23,823.49
4	$49,143.15	$47,416.81	$46,265.92	$42,237.79	$38,785.11	$38,209.66	$35,332.43	$34,181.54	$33,030.64	$30,153.41	$26,700.73	$24,398.94
5	$50,294.05	$48,567.70	$47,416.81	$43,388.69	$39,936.00	$39,360.56	$36,483.32	$35,332.43	$34,181.54	$30,728.85	$27,276.18	$24,974.39
6	$51,444.94	$49,718.59	$48,567.70	$44,539.57	$41,086.90	$40,511.44	$37,634.21	$36,483.32	$35,332.43	$31,304.31	$27,851.62	$25,549.83
7	$52,595.84	$50,869.49	$49,718.59	$45,690.47	$42,237.79	$41,662.34	$38,785.11	$37,634.21	$36,483.32	$31,879.75	$28,427.06	$26,125.28
8	$53,746.72	$52,020.38	$50,869.49	$46,841.36	$43,388.69	$42,813.23	$39,936.00	$38,785.11	$37,634.22	$32,455.19	$29,002.52	$26,700.73
9	$54,897.62	$53,171.28	$52,020.38	$47,992.26	$44,539.57	$43,964.13	$41,086.90	$39,936.00	$38,785.11	$33,030.64	$29,577.96	$27,276.18
10	$56,048.51	$54,322.17	$53,171.28	$49,143.15	$45,690.47	$45,115.02	$42,237.79	$41,086.90	$39,936.00	$33,606.09	$30,153.41	$27,851.62
11	$57,199.40	$55,473.07	$54,322.17	$50,294.05	$46,841.36	$46,265.92	$43,388.69	$42,237.79	$41,086.90	$34,181.54	$30,728.85	$28,427.06
12	$58,350.30	$56,623.95	$55,473.07	$51,444.94	$47,992.26	$47,416.81	$44,539.57	$43,388.69	$42,237.79	$34,756.98	$31,304.31	$29,002.52
13	$59,501.19	$57,774.85	$56,623.95	$52,595.84	$49,143.15	$48,567.70	$45,690.47	$44,539.57	$43,388.69	$35,332.43	$31,879.75	$29,577.96
14	$60,652.08	$58,925.74	$57,774.85	$53,746.72	$50,294.05	$49,718.59	$46,841.36	$45,690.47	$44,539.57	$35,907.87	$32,455.19	$30,153.41
15	$61,802.97	$60,076.64	$58,925.74	$54,897.62	$51,444.94	$50,869.49	$47,992.26	$46,841.36	$45,690.47	$36,483.32	$33,030.64	$30,728.85
16	$62,244.56	$60,518.23	$59,367.33	$55,339.20	$51,886.53	$51,311.08	$48,433.85	$47,282.95	$46,132.06	$36,924.91	$33,472.23	$31,170.44
17	$63,159.92	$61,408.20	$60,240.39	$56,153.01	$52,649.57	$52,065.66	$49,146.11	$47,978.28	$46,810.48	$37,467.93	$33,964.47	$31,628.83

Professional Technical - TEAMSTERS

CITRUS COUNTY SCHOOL BOARD
Professional Technical Salary Schedule
Non-Union

Salary Based on 251 Day Contract

STEP	NPT01-0	NPT02-0	NPT03-0	NPT04-0	NPT05-0	NPT06-0	NPT07-0	NPT08-0	NPT09-0	NPT10-0	NPT11-0	NPT12-0
0	$44,586.50	$42,860.16	$41,709.26	$37,681.14	$34,228.45	$33,653.01	$30,775.78	$29,624.88	$28,473.99	$27,875.08	$24,422.40	$22,120.61
1	$45,690.47	$43,964.13	$42,813.23	$38,785.11	$35,332.43	$34,756.98	$31,879.75	$30,728.85	$29,577.96	$28,427.06	$24,974.39	$22,672.60
2	$46,841.36	$45,115.02	$43,964.13	$39,936.00	$36,483.32	$35,907.87	$33,030.64	$31,879.75	$30,728.85	$29,002.52	$25,549.83	$23,248.05
3	$47,992.26	$46,265.92	$45,115.02	$41,086.90	$37,634.21	$37,058.77	$34,181.81	$33,030.64	$31,879.75	$29,577.96	$26,125.28	$23,823.49
4	$49,143.15	$47,416.81	$46,265.92	$42,237.79	$38,785.11	$38,209.66	$35,332.43	$34,181.54	$33,030.64	$30,153.41	$26,700.73	$24,398.94
5	$50,294.05	$48,567.70	$47,416.81	$43,388.69	$39,936.00	$39,360.56	$36,483.32	$35,332.43	$34,181.54	$30,728.85	$27,276.18	$24,974.39
6	$51,444.94	$49,718.59	$48,567.70	$44,539.57	$41,086.90	$40,511.44	$37,634.21	$36,483.32	$35,332.43	$31,304.31	$27,851.62	$25,549.83
7	$52,595.84	$50,869.49	$49,718.59	$45,690.47	$42,237.79	$41,662.34	$38,785.11	$37,634.21	$36,483.32	$31,879.75	$28,427.06	$26,125.28
8	$53,746.72	$52,020.38	$50,869.49	$46,841.36	$43,388.69	$42,813.23	$39,936.00	$38,785.11	$37,634.22	$32,455.19	$29,002.52	$26,700.73
9	$54,897.62	$53,171.28	$52,020.38	$47,992.26	$44,539.57	$43,964.13	$41,086.90	$39,936.00	$38,785.11	$33,030.64	$29,577.96	$27,276.18
10	$56,048.51	$54,322.17	$53,171.28	$49,143.15	$45,690.47	$45,115.02	$42,237.79	$41,086.90	$39,936.00	$33,606.09	$30,153.41	$27,851.62
11	$57,199.40	$55,473.07	$54,322.17	$50,294.05	$46,841.36	$46,265.92	$43,388.69	$42,237.79	$41,086.90	$34,181.54	$30,728.85	$28,427.06
12	$58,350.30	$56,623.95	$55,473.07	$51,444.94	$47,992.26	$47,416.81	$44,539.57	$43,388.69	$42,237.79	$34,756.98	$31,304.31	$29,002.52
13	$59,501.19	$57,774.85	$56,623.95	$52,595.84	$49,143.15	$48,567.70	$45,690.47	$44,539.57	$43,388.69	$35,332.43	$31,879.75	$29,577.96
14	$60,652.08	$58,925.74	$57,774.85	$53,746.72	$50,294.05	$49,718.59	$46,841.36	$45,690.47	$44,539.57	$35,907.87	$32,455.19	$30,153.41
15	$61,802.97	$60,076.64	$58,925.74	$54,897.62	$51,444.94	$50,869.49	$47,992.26	$46,841.36	$45,690.47	$36,483.32	$33,030.64	$30,728.85
16	$62,465.36	$60,739.03	$59,588.13	$55,560.00	$52,107.32	$51,531.88	$48,654.65	$47,503.75	$46,352.86	$37,145.71	$33,693.02	$31,391.24
17	$63,383.96	$61,632.24	$60,464.43	$56,377.05	$52,873.61	$52,289.70	$49,370.15	$48,202.34	$47,034.52	$37,691.97	$34,188.51	$31,852.87

CITRUS COUNTY SCHOOL BOARD
Professional Technical Salary Schedule
Non-Union

NON 251 Day Contract Listing
Days on Lanes - 8 Hour Days

STEP Days	NPT04 196 Day	NPT01-0 202 Day	NPT04-0 216 Day
0	$29,424.32	$35,882.36	$32,426.80
1	$30,286.38	$36,770.82	$33,376.83
2	$31,185.08	$37,697.03	$34,367.24
3	$32,083.79	$38,623.25	$35,357.65
4	$32,982.50	$39,549.47	$36,348.06
5	$33,881.21	$40,475.69	$37,338.47
6	$34,779.90	$41,401.90	$38,328.87
7	$35,678.61	$42,328.13	$39,319.29
8	$36,577.32	$43,254.33	$40,309.70
9	$37,476.03	$44,180.55	$41,300.11
10	$38,374.73	$45,106.77	$42,290.52
11	$39,273.44	$46,032.98	$43,280.94
12	$40,172.14	$46,959.21	$44,271.34
13	$41,070.86	$47,885.42	$45,261.76
14	$41,969.55	$48,811.63	$46,252.16
15	$42,868.26	$49,737.85	$47,242.57
16	$43,385.50	$50,270.93	$47,812.59
17	$44,023.51	$51,010.20	$48,515.71
Matrix	__NPT196	__NPT202	__NPT216

CITRUS COUNTY SCHOOL BOARD
Professional Technical Salary Schedule
CCEA

NON 251 Day Contract Listing
Days on Lanes - 8 Hour Day

STEP Days	CPT05-0 192 Day	CPT07-0 197 Day	CPT08-0 197 Day
0	$26,182.72	$24,154.70	$23,251.40
1	$27,027.20	$25,021.16	$24,117.86
2	$27,907.56	$25,924.45	$25,021.16
3	$28,787.92	$26,827.95	$25,924.45
4	$29,668.29	$27,731.03	$26,827.74
5	$30,548.65	$28,634.32	$27,731.03
6	$31,429.02	$29,537.61	$28,634.32
7	$32,309.39	$30,440.90	$29,537.61
8	$33,189.75	$31,344.19	$30,440.90
9	$34,070.11	$32,247.49	$31,344.19
10	$34,950.48	$33,150.78	$32,247.49
11	$35,830.84	$34,054.07	$33,150.78
12	$36,711.21	$34,957.35	$34,054.07
13	$37,591.57	$35,860.65	$34,957.35
14	$38,471.94	$36,763.94	$35,860.65
15	$39,352.30	$37,667.23	$36,763.94
16	$39,858.99	$38,187.12	$37,283.82
17	$40,445.15	$38,748.68	$37,832.12
Matrix	__CPT192	__CPT197	__CPT197

PROFESSIONAL TECHNICAL - CCEA

CLASSIFIED CHART

CCL = CCEA TCL = Teamsters NCL = Non Union

TITLE	PAY GRADE
Accountant Technician, Food Services	CCL/TCL/NCL-08
Accountant, Accounts Payable	CCL/TCL/NCL-08
Accountant, Finance	CCL/TCL/NCL-08
Accountant, Fixed Assets	CCL/TCL/NCL-08
Administrative Aide	CCL/TCL/NCL-14
Administrative Secretary	CCL/TCL/NCL-07
Area Food Services Assistant	CCL/TCL/NCL-20
Assistant Bookkeeper WTC	CCL/TCL/NCL-09
Assistant Food Services Manager	CCL/TCL/NCL-09
Attendance Assistant	CCL/TCL/NCL-06
Bookkeeper, District	CCL/TCL/NCL-09
Bookkeeper, Elementary	CCL/TCL/NCL-09
Bookkeeper, High School/Middle School	CCL/TCL/NCL-07
Bookkeeper, WTC	CCL/TCL/NCL-06
Bus Aide	CCL/TCL/NCL-14
Bus Operator	CCL/TCL/NCL-06
Bus Operator Trainer/Instructor	CCL/TCL/NCL-06
Buyer	CCL/TCL/NCL-06
Buyer, Food Services	CCL/TCL/NCL-06
Claims Management Specialist	CCL/TCL/NCL-05
Computer Lab Aide/Paraprofessional	CCL/TCL/NCL-14
Courier	CCL/TCL/NCL-15
Custodian	CCL/TCL/NCL-16
Data Secretary, District	CCL/TCL/NCL-09
Data Secretary, Elementary/Middle	CCL/TCL/NCL-09
Data Secretary, High School	CCL/TCL/NCL-07
Data Technician, Food Services	CCL/TCL/NCL-08
Dispatcher	CCL/TCL/NCL-07
Dispatcher, Maintenance	CCL/TCL/NCL-07
District Secretary	CCL/TCL/NCL-09
Education Foundation Aide	CCL/TCL/NCL-14
Educational Sign Language Interpreter Level I	CCL/TCL/NCL-03
Educational Sign Language Interpreter Level II	CCL/TCL/NCL-02
Educational Sign Language Interpreter Level III	CCL/TCL/NCL-01
Educational Sign Language Interpreter Non-Leveled	CCL/TCL/NCL-14
Electronics Technician-Audio Visual/Computer Equipment	CCL/TCL/NCL-08
Energy Systems and Plans Room Manager	CCL/TCL/NCL-07
Exceptional Student Education Aide/Paraprofessional	CCL/TCL/NCL-14
Executive Secretary, School Board	CCL/TCL/NCL-05
Executive Secretary, Superintendent	CCL/TCL/NCL-05
Extended Day Care Program Supervisor	CCL/TCL/NCL-07
Extended Day Care Site Supervisor	CCL/TCL/NCL-10
Facilities Specialist	CCL/TCL/NCL-03
Food and Nutrition Services Assistant (4 hours)	CCL/TCL/NCL-17
Food and Nutrition Services Assistant (5 hours)	CCL/TCL/NCL-17

CLASSIFIED CHART

TITLE	PAY GRADE
Food and Nutrition Services Assistant (6 hours)	CCL/TCL/NCL-17
Food and Nutrition Services Assistant (7 hours)	CCL/TCL/NCL-15
Food and Nutrition Services Assistant Manager	CCL/TCL/NCL-09
Food Services Finance Specialist	CCL/TCL/NCL-02
Food and Nutrition Services Manager Elementary	CCL/TCL/NCL-04
Food and Nutrition Services Manager High	CCL/TCL/NCL-02
Food and Nutrition Services Manager Middle	CCL/TCL/NCL-03
Food Services Operations Specialist	CCL/TCL/NCL-02
Food Services Specialist	CCL/TCL/NCL-06
Groundskeeper – Seasonal	CCL/TCL/NCL-20
Guidance Secretary	CCL/TCL/NCL-09
Head Custodian	CCL/TCL/NCL-08
Health Room Attendant	CCL/TCL/NCL-13
Job Coach	CCL/TCL/NCL-14
Journeyman Kitchen Equipment Mechanic	CCL/TCL/NCL-05
Journeyman Tradesworker – Carpenter	CCL/TCL/NCL-05
Journeyman Tradesworker – Electrician	CCL/TCL/NCL-05
Journeyman Tradesworker – Electronic	CCL/TCL/NCL-05
Journeyman Tradesworker – HVAC	CCL/TCL/NCL-05
Journeyman Tradesworker – Locksmith	CCL/TCL/NCL-05
Journeyman Tradesworker – Pest Control	CCL/TCL/NCL-05
Journeyman Tradesworker – Plumber	CCL/TCL/NCL-05
Journeyman Tradesworker – Roofer	CCL/TCL/NCL-05
Journeyman Tradesworker – Skilled Craftsman	CCL/TCL/NCL-05
Journeyman Tradesworker – Voice and Data Cabling Technician	CCL/TCL/NCL-05
Line Mechanic	CCL/TCL/NCL-08
Maintenance Helper	CCL/TCL/NCL-10
Maintenance Helper – Sports Field Specialist	CCL/TCL/NCL-10
Maintenance Office Specialist	CCL/TCL/NCL-06
Maintenance Project Foreman	CCL/TCL/NCL-03
Maintenance Tradesworker	CCL/TCL/NCL-08
Maintenance Tradesworker – Food Services	CCL/TCL/NCL-05
Maintenance Tradesworker – Grounds Keeper	CCL/TCL/NCL-08
Maintenance Worker	CCL/TCL/NCL-16
Maintenance Worker – Grounds	CCL/TCL/NCL-16
Marine Science Station Maintenance Helper	CCL/TCL/NCL-10
Marine Science Station Office/Kitchen Manager	CCL/TCL/NCL-09
Master Electronic Tech – Audio Visual/Computer Equipment	CCL/TCL/NCL-03
Master Tradesworker – Building Construction	CCL/TCL/NCL-03
Master Tradesworker – Electrical	CCL/TCL/NCL-03
Master Tradesworker – General Construction	CCL/TCL/NCL-03
Master Tradesworker – HVAC	CCL/TCL/NCL-03
Master Tradesworker – Locksmith	CCL/TCL/NCL-03
Master Tradesworker – Plumbing	CCL/TCL/NCL-03
Master Tradesworker – Wastewater	CCL/TCL/NCL-03
Mechanic Helper	CCL/TCL/NCL-15
Media Aide/Paraprofessional	CCL/TCL/NCL-14

CLASSIFIED CHART

TITLE	PAY GRADE
Office Clerk	CCL/TCL/NCL-12
Office Clerk – Food Services	CCL/TCL/NCL-12
On-Site Helper (Child Care)	CCL/TCL/NCL-16
Parent Facilitator	CCL/TCL/NCL-12
Parts Room Manager	CCL/TCL/NCL-07
Payroll Analyst	CCL/TCL/NCL-07
Personnel Analyst	CCL/TCL/NCL-07
Principal's Secretary	CCL/TCL/NCL-07
Program Facilitator	CCL/TCL/NCL-07
Purchasing Agent for Maintenance	CCL/TCL/NCL-07
Purchasing Agent for WTC	CCL/TCL/NCL-07
Registrar, High School	CCL/TCL/NCL-07
Renaissance Aide	CCL/TCL/NCL-14
School Office Clerk	CCL/TCL/NCL-12
School Secretary	CCL/TCL/NCL-09
School Substitute Teacher/Aide/Paraprofessional, Support Staff	CCL/TCL/NCL-14
Secretary to Director, WTC	CCL/TCL/NCL-07
Secretary/Bookkeeper – TRC	CCL/TCL/NCL-09
Senior Accountant, Accounts Payable	CCL/TCL/NCL-07
Senior Accountant, Finance	CCL/TCL/NCL-07
Senior Accountant, Payroll	CCL/TCL/NCL-07
Shop Foreman	CCL/TCL/NCL-03
Stage Audio and Lighting Technician	CCL/TCL/NCL-10
Student Assistance Facilitator	CCL/TCL/NCL-06
Student Assistance Facilitator for ESE Students	CCL/TCL/NCL-06
Switchboard Operator	CCL/TCL/NCL-12
Teacher Aide/Paraprofessional, Classroom	CCL/TCL/NCL-14
Teacher Aide/Paraprofessional, ESOL	CCL/TCL/NCL-14
Title I Aide/Paraprofessional, Computer Lab Manager	CCL/TCL/NCL-14
Title I Federal Program Assistant	CCL/TCL/NCL-07
Training Program Leader	CCL/TCL/NCL-05
Transportation Analyst	CCL/TCL/NCL-07
Transportation Business Office Manager	CCL/TCL/NCL-06
Transportation Fleet Secretary	CCL/TCL/NCL-11
Transportation Routing Technician	CCL/TCL/NCL-07
Vehicle Maintenance Technician	CCL/TCL/NCL-05
Warehouse Manager	CCL/TCL/NCL-07
Warehouse/Delivery Worker	CCL/TCL/NCL-09
Warehouse/Delivery Worker – TRC	CCL/TCL/NCL-09
Web-Based Information Specialist	CCL/TCL/NCL-07

CITRUS COUNTY SCHOOL BOARD
Classified Salary Schedule
CCEA

STEP	CCL01-0	CCL02-0	CCL03-0	CCL04-0	CCL05-0	CCL06-0	CCL07-0	CCL08-0	CCL09-0	CCL10-0	CCL11-0	CCL12-0	CCL13-0	CCL14-0	CCL15-0	CCL16-0	CCL17-0	CCL18-0	CCL19-0	CCL20-0
0	$17.1600	$16.4600	$15.7800	$15.0900	$14.3800	$13.7100	$13.0600	$12.3900	$12.1500	$11.9200	$11.6800	$11.4500	$11.2400	$11.0100	$10.7700	$10.5400	$10.3100	$10.0700	$9.8500	$9.2200
1	$17.4900	$16.8000	$16.1100	$15.4100	$14.7200	$14.0400	$13.3400	$12.6600	$12.4300	$12.2000	$11.9600	$11.7200	$11.5100	$11.2800	$11.0500	$10.8200	$10.5800	$10.3500	$10.1200	$9.4900
2	$17.8300	$17.1400	$16.4500	$15.7600	$15.0800	$14.3700	$13.6300	$12.9500	$12.7100	$12.4800	$12.2500	$12.0100	$11.7900	$11.5700	$11.3400	$11.1000	$10.8700	$10.6300	$10.4000	$9.7700
3	$18.1800	$17.4900	$16.8000	$16.1100	$15.4100	$14.7200	$13.9100	$13.2300	$13.0000	$12.7600	$12.5400	$12.3100	$12.0800	$11.8600	$11.6200	$11.3900	$11.1500	$10.9200	$10.7000	$10.0600
4	$18.5200	$17.8300	$17.1400	$16.4500	$15.7600	$15.0800	$14.2000	$13.5200	$13.2900	$13.0500	$12.8100	$12.6100	$12.3800	$12.1400	$11.9100	$11.6700	$11.4400	$11.2200	$11.0000	$10.3500
5	$18.8700	$18.1800	$17.4900	$16.8000	$16.1100	$15.4100	$14.5100	$13.8000	$13.5800	$13.3400	$13.1000	$12.9000	$12.6600	$12.4300	$12.2000	$11.9600	$11.7200	$11.5100	$11.2800	$10.6300
6	$19.2200	$18.5200	$17.8300	$17.1400	$16.4500	$15.7600	$14.7900	$14.0900	$13.8500	$13.6300	$13.4200	$13.1700	$12.9500	$12.7100	$12.4800	$12.2500	$12.0100	$11.7900	$11.5700	$10.9200
7	$19.5600	$18.8700	$18.1800	$17.4900	$16.8000	$16.1100	$15.0800	$14.3700	$14.1400	$13.9100	$13.7000	$13.4700	$13.2300	$13.0000	$12.7600	$12.5400	$12.3100	$12.0800	$11.8600	$11.2200
8	$19.9000	$19.2200	$18.5200	$17.8300	$17.1400	$16.4500	$15.3600	$14.6700	$14.4300	$14.2000	$13.9900	$13.7500	$13.5200	$13.2900	$13.0500	$12.8100	$12.6100	$12.3800	$12.1400	$11.5100
9	$20.2600	$19.5600	$18.8700	$18.1800	$17.4900	$16.8000	$15.6600	$14.9500	$14.7200	$14.5100	$14.2700	$14.0400	$13.8000	$13.5800	$13.3400	$13.1000	$12.9000	$12.6600	$12.4300	$11.7900
10	$20.5900	$19.9000	$19.2200	$18.5200	$17.8300	$17.1400	$15.9300	$15.2300	$15.0100	$14.7900	$14.5600	$14.3200	$14.0900	$13.8500	$13.6300	$13.4200	$13.1700	$12.9500	$12.7100	$12.0800
11	$20.9300	$20.2600	$19.5600	$18.8700	$18.1800	$17.4900	$16.2200	$15.5200	$15.3100	$15.0800	$14.8400	$14.6200	$14.3700	$14.1400	$13.9100	$13.7000	$13.4700	$13.2300	$13.0000	$12.3800
12	$21.2900	$20.5900	$19.9000	$19.2200	$18.5200	$17.8300	$16.5000	$15.8200	$15.6000	$15.3600	$15.1300	$14.8900	$14.6700	$14.4300	$14.2000	$13.9900	$13.7500	$13.5200	$13.2900	$12.6600
13	$21.6300	$20.9300	$20.2600	$19.5600	$18.8700	$18.1800	$16.8000	$16.1100	$15.8800	$15.6600	$15.4100	$15.1800	$14.9500	$14.7200	$14.5100	$14.2700	$14.0400	$13.8000	$13.5800	$12.9500
14	$21.9700	$21.2900	$20.5900	$19.9000	$19.2200	$18.5200	$17.0900	$16.4000	$16.1700	$15.9300	$15.7100	$15.4600	$15.2300	$15.0100	$14.7900	$14.5600	$14.3200	$14.0900	$13.8500	$13.2300
15	$22.3100	$21.6300	$20.9300	$20.2600	$19.5600	$18.8700	$17.3700	$16.6900	$16.4500	$16.2200	$15.9900	$15.7600	$15.5200	$15.3100	$15.0800	$14.8400	$14.6200	$14.3700	$14.1400	$13.5200
16	$22.6600	$21.9700	$21.2900	$20.5900	$19.9000	$19.2200	$17.6500	$16.9700	$16.7500	$16.5000	$16.2700	$16.0500	$15.8200	$15.6000	$15.3600	$15.1300	$14.8900	$14.6700	$14.4300	$13.8000
17	$23.0100	$22.3100	$21.6300	$20.9300	$20.2600	$19.5600	$17.9500	$17.2600	$17.0300	$16.8000	$16.5600	$16.3300	$16.1100	$15.8800	$15.6600	$15.4100	$15.1800	$14.9500	$14.7200	$14.0900
18	$23.3400	$22.6400	$21.9600	$21.2600	$20.5800	$19.8800	$18.2700	$17.5800	$17.3600	$17.1300	$16.9000	$16.6600	$16.4400	$16.2100	$15.9800	$15.7500	$15.5100	$15.2900	$15.0600	$14.4200
19	$23.6900	$22.9800	$22.2800	$21.5800	$20.8900	$20.1700	$18.5400	$17.8400	$17.6200	$17.3800	$17.1500	$16.9000	$16.6800	$16.4500	$16.2200	$15.9800	$15.7300	$15.5100	$15.2800	$14.6300

*Step 0 - 18 - 3%
*Step 19 - 3.5%

CITRUS COUNTY SCHOOL BOARD
Classified Salary Schedule
Teamsters

STEP	TCL01-0	TCL02-0	TCL03-0	TCL04-0	TCL05-0	TCL06-0	TCL07-0	TCL08-0	TCL09-0	TCL10-0	TCL11-0	TCL12-0	TCL13-0	TCL14-0	TCL15-0	TCL16-0	TCL17-0	TCL18-0	TCL19-0	TCL20-0
0	$17.1600	$16.4600	$15.7800	$15.0900	$14.3800	$13.7100	$13.0600	$12.3900	$12.1500	$11.9200	$11.6800	$11.4500	$11.2400	$11.0100	$10.7700	$10.5400	$10.3100	$10.0700	$9.8500	$9.2200
1	$17.4900	$16.8000	$16.1100	$15.4100	$14.7200	$14.0400	$13.3400	$12.6600	$12.4300	$12.2000	$11.9600	$11.7200	$11.5100	$11.2800	$11.0500	$10.8200	$10.5800	$10.3500	$10.1200	$9.4900
2	$17.8300	$17.1400	$16.4500	$15.7600	$15.0800	$14.3700	$13.6300	$12.9500	$12.7100	$12.4800	$12.2500	$12.0100	$11.7900	$11.5700	$11.3400	$11.1000	$10.8700	$10.6300	$10.4000	$9.7700
3	$18.1800	$17.4900	$16.8000	$16.1100	$15.4100	$14.7200	$13.9100	$13.2300	$13.0000	$12.7600	$12.5400	$12.3100	$12.0800	$11.8600	$11.6200	$11.3900	$11.1500	$10.9200	$10.7000	$10.0600
4	$18.5200	$17.8300	$17.1400	$16.4500	$15.7600	$15.0800	$14.2000	$13.5200	$13.2900	$13.0500	$12.8100	$12.6100	$12.3800	$12.1400	$11.9100	$11.6700	$11.4400	$11.2200	$11.0000	$10.3500
5	$18.8700	$18.1800	$17.4900	$16.8000	$16.1100	$15.4100	$14.5100	$13.8000	$13.5800	$13.3400	$13.1000	$12.9000	$12.6600	$12.4300	$12.2000	$11.9600	$11.7200	$11.5100	$11.2800	$10.6300
6	$19.2200	$18.5200	$17.8300	$17.1400	$16.4500	$15.7600	$14.7900	$14.0900	$13.8500	$13.6300	$13.4200	$13.1700	$12.9500	$12.7100	$12.4800	$12.2500	$12.0100	$11.7900	$11.5700	$10.9200
7	$19.5600	$18.8700	$18.1800	$17.4900	$16.8000	$16.1100	$15.0800	$14.3700	$14.1400	$13.9100	$13.7000	$13.4700	$13.2300	$13.0000	$12.7600	$12.5400	$12.3100	$12.0800	$11.8600	$11.2200
8	$19.9000	$19.2200	$18.5200	$17.8300	$17.1400	$16.4500	$15.3600	$14.6700	$14.4300	$14.2000	$13.9900	$13.7500	$13.5200	$13.2900	$13.0500	$12.8100	$12.6100	$12.3800	$12.1400	$11.5100
9	$20.2600	$19.5600	$18.8700	$18.1800	$17.4900	$16.8000	$15.6600	$14.9500	$14.7200	$14.5100	$14.2700	$14.0400	$13.8000	$13.5800	$13.3400	$13.1000	$12.9000	$12.6600	$12.4300	$11.7900
10	$20.5900	$19.9000	$19.2200	$18.5200	$17.8300	$17.1400	$15.9300	$15.2300	$15.0100	$14.7900	$14.5600	$14.3200	$14.0900	$13.8500	$13.6300	$13.4200	$13.1700	$12.9500	$12.7100	$12.0800
11	$20.9300	$20.2600	$19.5600	$18.8700	$18.1800	$17.4900	$16.2200	$15.5200	$15.3100	$15.0800	$14.8400	$14.6200	$14.3700	$14.1400	$13.9100	$13.7000	$13.4700	$13.2300	$13.0000	$12.3800
12	$21.2900	$20.5900	$19.9000	$19.2200	$18.5200	$17.8300	$16.5000	$15.8200	$15.6000	$15.3600	$15.1300	$14.8900	$14.6700	$14.4300	$14.2000	$13.9900	$13.7500	$13.5200	$13.2900	$12.6600
13	$21.6300	$20.9300	$20.2600	$19.5600	$18.8700	$18.1800	$16.8000	$16.1100	$15.8800	$15.6600	$15.4100	$15.1800	$14.9500	$14.7200	$14.5100	$14.2700	$14.0400	$13.8000	$13.5800	$12.9500
14	$21.9700	$21.2900	$20.5900	$19.9000	$19.2200	$18.5200	$17.0900	$16.4000	$16.1700	$15.9300	$15.7100	$15.4600	$15.2300	$15.0100	$14.7900	$14.5600	$14.3200	$14.0900	$13.8500	$13.2300
15	$22.3100	$21.6300	$20.9300	$20.2600	$19.5600	$18.8700	$17.3700	$16.6900	$16.4500	$16.2200	$15.9900	$15.7600	$15.5200	$15.3100	$15.0800	$14.8400	$14.6200	$14.3700	$14.1400	$13.5200
16	$22.6600	$21.9700	$21.2900	$20.5900	$19.9000	$19.2200	$17.6500	$16.9700	$16.7500	$16.5000	$16.2700	$16.0500	$15.8200	$15.6000	$15.3600	$15.1300	$14.8900	$14.6700	$14.4300	$13.8000
17	$23.0100	$22.3100	$21.6300	$20.9300	$20.2600	$19.5600	$17.9500	$17.2600	$17.0300	$16.8000	$16.5600	$16.3300	$16.1100	$15.8800	$15.6600	$15.4100	$15.1800	$14.9500	$14.7200	$14.0900
18	$23.3400	$22.6400	$21.9600	$21.2600	$20.5800	$19.8800	$18.2700	$17.5800	$17.3600	$17.1300	$16.9000	$16.6600	$16.4400	$16.2100	$15.9800	$15.7500	$15.5100	$15.2900	$15.0600	$14.4200
19	$23.6900	$22.9800	$22.2800	$21.5800	$20.8900	$20.1700	$18.5400	$17.8400	$17.6200	$17.3800	$17.1500	$16.9000	$16.6800	$16.4500	$16.2200	$15.9800	$15.7300	$15.5100	$15.2800	$14.6300

CLASSIFIED TEAMSTERS

*Step 0 - 18 - 3%
*Step 19 - 3.5%

CITRUS COUNTY SCHOOL BOARD
Classified Salary Schedule
Non-Union

STEP	NCL01-0	NCL02-0	NCL03-0	NCL04-0	NCL05-0	NCL06-0	NCL07-0	NCL08-0	NCL09-0	NCL10-0	NCL11-0	NCL12-0	NCL13-0	NCL14-0	NCL15-0	NCL16-0	NCL17-0	NCL18-0	NCL19-0	NCL20-0
0	$17.1600	$16.4600	$15.7800	$15.0900	$14.3800	$13.7100	$13.0600	$12.3900	$12.1500	$11.9200	$11.6800	$11.4500	$11.2400	$11.0100	$10.7700	$10.5400	$10.3100	$10.0700	$9.8500	$9.2200
1	$17.4900	$16.8000	$16.1100	$15.4100	$14.7200	$14.0400	$13.3400	$12.6600	$12.4300	$12.2000	$11.9600	$11.7200	$11.5100	$11.2800	$11.0500	$10.8200	$10.5800	$10.3500	$10.1200	$9.4900
2	$17.8300	$17.1400	$16.4500	$15.7600	$15.0800	$14.3700	$13.6300	$12.9500	$12.7100	$12.4800	$12.2500	$12.0100	$11.7900	$11.5700	$11.3400	$11.1000	$10.8700	$10.6300	$10.4000	$9.7700
3	$18.1800	$17.4900	$16.8000	$16.1100	$15.4100	$14.7200	$13.9100	$13.2300	$13.0000	$12.7600	$12.5400	$12.3100	$12.0800	$11.8600	$11.6200	$11.3900	$11.1500	$10.9200	$10.7000	$10.0600
4	$18.5200	$17.8300	$17.1400	$16.4500	$15.7600	$15.0800	$14.2000	$13.5200	$13.2900	$13.0500	$12.8100	$12.6100	$12.3800	$12.1400	$11.9100	$11.6700	$11.4400	$11.2200	$11.0000	$10.3500
5	$18.8700	$18.1800	$17.4900	$16.8000	$16.1100	$15.4100	$14.5100	$13.8000	$13.5800	$13.3400	$13.1000	$12.9000	$12.6600	$12.4300	$12.2000	$11.9600	$11.7200	$11.5100	$11.2800	$10.6300
6	$19.2200	$18.5200	$17.8300	$17.1400	$16.4500	$15.7600	$14.7900	$14.0900	$13.8500	$13.6300	$13.4200	$13.1700	$12.9500	$12.7100	$12.4800	$12.2500	$12.0100	$11.7900	$11.5700	$10.9200
7	$19.5600	$18.8700	$18.1800	$17.4900	$16.8000	$16.1100	$15.0800	$14.3700	$14.1400	$13.9100	$13.7000	$13.4700	$13.2300	$13.0000	$12.7600	$12.5400	$12.3100	$12.0800	$11.8600	$11.2200
8	$19.9000	$19.2200	$18.5200	$17.8300	$17.1400	$16.4500	$15.3600	$14.6700	$14.4300	$14.2000	$13.9900	$13.7500	$13.5200	$13.2900	$13.0500	$12.8100	$12.6100	$12.3800	$12.1400	$11.5100
9	$20.2600	$19.5600	$18.8700	$18.1800	$17.4900	$16.8000	$15.6600	$14.9500	$14.7200	$14.5100	$14.2700	$14.0400	$13.8000	$13.5800	$13.3400	$13.1000	$12.9000	$12.6600	$12.4300	$11.7900
10	$20.5900	$19.9000	$19.2200	$18.5200	$17.8300	$17.1400	$15.9300	$15.2300	$15.0100	$14.7900	$14.5600	$14.3200	$14.0900	$13.8500	$13.6300	$13.4200	$13.1700	$12.9500	$12.7100	$12.0800
11	$20.9300	$20.2600	$19.5600	$18.8700	$18.1800	$17.4900	$16.2200	$15.5200	$15.3100	$15.0800	$14.8400	$14.6200	$14.3700	$14.1400	$13.9100	$13.7000	$13.4700	$13.2300	$13.0000	$12.3800
12	$21.2900	$20.5900	$19.9000	$19.2200	$18.5200	$17.8300	$16.5000	$15.8200	$15.6000	$15.3600	$15.1300	$14.8900	$14.6700	$14.4300	$14.2000	$13.9900	$13.7500	$13.5200	$13.2900	$12.6600
13	$21.6300	$20.9300	$20.2600	$19.5600	$18.8700	$18.1800	$16.8000	$16.1100	$15.8800	$15.6600	$15.4100	$15.1800	$14.9500	$14.7200	$14.5100	$14.2700	$14.0400	$13.8000	$13.5800	$12.9500
14	$21.9700	$21.2900	$20.5900	$19.9000	$19.2200	$18.5200	$17.0900	$16.4000	$16.1700	$15.9300	$15.7100	$15.4600	$15.2300	$15.0100	$14.7900	$14.5600	$14.3200	$14.0900	$13.8500	$13.2300
15	$22.3100	$21.6300	$20.9300	$20.2600	$19.5600	$18.8700	$17.3700	$16.6900	$16.4500	$16.2200	$15.9900	$15.7600	$15.5200	$15.3100	$15.0800	$14.8400	$14.6200	$14.3700	$14.1400	$13.5200
16	$22.6600	$21.9700	$21.2900	$20.5900	$19.9000	$19.2200	$17.6500	$16.9700	$16.7500	$16.5000	$16.2700	$16.0500	$15.8200	$15.6000	$15.3600	$15.1300	$14.8900	$14.6700	$14.4300	$13.8000
17	$23.0100	$22.3100	$21.6300	$20.9300	$20.2600	$19.5600	$17.9500	$17.2600	$17.0300	$16.8000	$16.5600	$16.3300	$16.1100	$15.8800	$15.6600	$15.4100	$15.1800	$14.9500	$14.7200	$14.0900
18	$23.3400	$22.6400	$21.9600	$21.2600	$20.5800	$19.8800	$18.2700	$17.5800	$17.3600	$17.1300	$16.9000	$16.6600	$16.4400	$16.2100	$15.9800	$15.7500	$15.5100	$15.2900	$15.0600	$14.4200
19	$23.6900	$22.9800	$22.2800	$21.5800	$20.8900	$20.1700	$18.5400	$17.8400	$17.6200	$17.3800	$17.1500	$16.9000	$16.6800	$16.4500	$16.2200	$15.9800	$15.7300	$15.5100	$15.2800	$14.6300

*Step 0 - 18 - 3%
*Step 19 - 3.5%

CLASSIFIED NON-UNION

CITRUS COUNTY SCHOOL DISTRICT
SUBSTITUTE TEACHER PAY RATES
2016-2017

Daily Short Term
Non-Degreed or Associates Degree 65.00

Daily/ Long Term*
Non Degreed 72.63

Daily/ Short Term
Bachelor's Degree or Higher 70.00

Daily/ Short Term
State Certified (Active or Inactive)** 75.00

Long Term	Non-Certified	Certified**
Bachelor's Degree	111.73	116.73
Master's Degree	121.94	126.94
Specialist Degree	127.04	132.04
Doctorate Degree	132.14	137.14

***Long Term rate applies when substitute teachers teach continuously for (10) consecutive days or more in the same position.**

**A copy of the State issued certificate must be supplied.

The rate for degreed substitutes will be full based on "Confirmed" degree level. Claimed prior experience will not be considered in settling the daily rates.

SUBSTITUTE SUPPORT PAY RATES 2016-2017

Substitute Support personnel are paid 8.10/hour

Appendix B

Supplemental Pay

Definition of Supplemental Pay: Positions that require duties outside regular school day and may require specialized and/or certification.

GENERAL	
Special Olympic	$2,400
HIGH SCHOOL	
*Activities Director	$3,530
*Head Football Coach	$3,530
*Assistant Football Coaches	$2,400
*Head Basketball Coach	$2,400
*Head Baseball Coach	$2,400
*Softball Coach	$2,400
*Head Track Coach	$2,400
*Wrestling Coach	$2,400
*Volleyball Coach	$2,400
*Cheerleader Coach	$2,400
*Band Director	$2,400
*Soccer	$2,400
*Vocational Agriculture Teacher (Must have FFA)	$1,906
*Yearbook Sponsor	$1,906
*Drama Coach	$1,906
*Choral	$1,906
*School Newspaper	$1,906
*Academic Quiz Coach	$1,906
*Assistant Basketball Coach	$1,700
*Assistant Baseball Coach	$1,700
*Assistant Softball Coach	$1,700
*Assistant Track Coach	$1,700
*Assistant Wrestling Coach	$1,700
*Tennis Coach	$1,700
*Golf Coach	$1,700
*Assistant Volleyball Coach	$1,700
*Cross-Country Coach	$1,700
*Weightlifting Coach	$1,700
*JV Cheerleader Coach	$1,700
*Auxiliary Marching Unit	$1,700
*Assistant Soccer Coach	$1,700
*Swimming	$1,700

Appendix B

Supplemental Pay
(Continued)

MIDDLE SCHOOL

*Athletic Director	$1,906
*Head Football Coach	$1,906
*Assistant Football Coach	$1,442
*Basketball Coach	$1,442
*Volleyball Coach	$1,442
*Cheerleader Coach	$1,442
*Band Director	$1,442
*Vocational Agriculture Teacher (Must have FFA)	$1,210
*Drama Coach	$1,000
*Yearbook Sponsor	$1,000
*Track Coach	$746
*Tennis Coach	$746
*Golf Coach	$746
*Assistant Volleyball Coach	$746
*Auxiliary Marching Unit	$746
Intramurals	$514

*EXPERIENCE INCREMENT: The positions with a * in front will receive the following increments for In-County experience in that position for bargaining unit members: $100 - 5 years $200 - 10 years $300 - 15 years

All supplemental positions shall be posted in the same manner as all instructional positions.

Appendix C

Differentiated Pay

Definition of Differentiated Pay: Position that requires specialized expertise and /or certification and may require duties outside regular school day.

GENERAL	
Master's Degree	$2,000
Specialist Degree	$3,000
Doctorate Degree	$4,000
School Psychologist	$2,400**
School Social Worker	$2,400**
Speech Language Pathologist (M.A.)	$2,400**
Peer Teacher	$514
Peer Teacher (for any additional beginning teacher)	$300

HIGH SCHOOL	
Guidance Counselor	$3,000
ESE Specialist	$3,000**
School Based Activity (per school)	$2,400***
Department Heads (max. of 8 High School)	$1,210

MIDDLE SCHOOL	
ESE Specialist	$2,400**
Guidance Counselor	$2,400
School Based Activity (per school)	$1,906 ***

ELEMENTARY/CREST/WITHLACOOCHEE TECHNICAL INSTITUTE	
ESE Specialist	$2,400**
Guidance Counselor	$2,400
School Based Activity	$1,442***

**Employees hired for a differentiated pay position prior to July 1, 2008 are receiving the previously negotiated rate of $3800.00.

***SCHOOL BASED ACTIVITY: This is for extra activities beyond the normal routine duties expected of teachers. This may be given in whole or in part based upon the extent of the responsibilities. This may not be added to an already existing supplement. In order to receive this, the principal shall submit a plan to the Superintendent and CCEA. (Examples: department head, team leader, safety patrol, senior/junior class sponsor, etc.)

CITRUS COUNTY SCHOOL DISTRICT EXTRA DUTY RATES OF PAY

TYPE	GROUP	RATE PER HOUR	BENEFIT %	CODE
IN - SERVICE - TO INCLUDE: PROFESSIONAL DEVELOPMENT, PROGRESS MONITORING, LITERACY TRAINING, AND GO MATH TRAINING	INSTRUCTIONAL	$15	9.25%	IINSV
	SUPPORT *	10.00/15.00	9.25%	NINSV
CURRICULUM WRITING, PLANNING FOR WORKSHOPS** OR PRODUCING OTHER MATERIALS, ACCELERATION CAMP, SUMMER PLANNING, INSTRUCTIONAL TIME LINES, SCHOOL IMPROVEMENT PLAN	INSTRUCTIONAL	$18.00	9.25%	IINSV
	SUPPORT *	10.00/15.00	9.25%	NINSV
HOMEBOUND PROJECT 38200	INSTRUCTIONAL	HOURLY RATE	16.62%	IED
	SUPPORT *	HOURLY RATE	16.62%	NED
LEARNING LABS PROJECT 379L0	INSTRUCTIONAL	HOURLY RATE	16.62%	IED
	SUPPORT *	HOURLY RATE	16.62%	NED
PLANNING - CLASS SIZE PROJECT 379C0	INSTRUCTIONAL	HOURLY RATE	16.62%	IED
	SUPPORT *	HOURLY RATE	16.62%	NED
ADVANCED PLACEMENT/IB COORDINATOR PROJECT 10350	INSTRUCTIONAL	HOURLY RATE	16.62%	IED
	SUPPORT *	HOURLY RATE	16.62%	NED
AVID TUTOR PROJECT 17010	INSTRUCTIONAL	$10	3.05	0C3
	SUPPORT *	$8.05/$12.08	3.05	0B7
FACILITATING IN-SERVICE ON NON-WORKDAY (PRESENTATION TIME ONLY; NOT PREP TIME)	INSTRUCTIONAL	$25	16.62%	IED
	SUPPORT *	$17.00/ $25.50	16.62%	NED
21ST CENTURY/SATURDAY SCHOOL PROGRAM PRESENTER	INSTRUCTIONAL	$18		
	SUPPORT *	$12.00/ $18.00	N/A	
21ST CENTURY/SATURDAY SCHOOL PROGRAM FACILITATOR	INSTRUCTIONAL	$25		
	SUPPORT *	$17.00/ $25.50	N/A	
AFTER SCHOOL TUTORING/DETENTION (9 OR LESS STUDENTS) PROJECT	INSTRUCTIONAL	$12	16.62%	IED
	SUPPORT *	$8.05/$12.08	16.62%	NED
AFTER SCHOOL TUTORING/DETENTION (10 OR MORE STUDENTS) PROJECT	INSTRUCTIONAL	$18	16.62%	IED
	SUPPORT *	$12.00/ $18.00	16.62%	NED
GATEKEEPERS/GAME ANNOUNCERS PROJECT 37100	INSTRUCTIONAL	$8.05	16.62%	IED
	SUPPORT *	$8.05/$12.08	16.62%	NED
CROWD MANAGERS PROJECT 00680 (SUPPORT PAY IS HIGHEST WAGE OF 18.00 OR TIME AND ONE HALF)	INSTRUCTIONAL	$18.00	16.62%	IED
	SUPPORT *	18.00 OR OT	16.62%	NED
PLATO - AFTER SCHOOL GRADE FORGIVENESS PROJECT 10990	INSTRUCTIONAL	Hourly Rate	16.62%	IED
	SUPPORT *	Hourly Rate	16.62%	NED
SAT/ACT 28000 PROJECT	INSTRUCTIONAL	HOURLY RATE	16.62%	IED
	SUPPORT*	HOURLY RATE	16.62%	NED
BUS OPERATORS - ALL ADDITIONAL DUTIES OTHER THAN DRIVING A ROUTE	SUPPORT*	$10.00	16.62%	
STATE OR GRANT FUNDED SUMMER INSTITUTES	ALL	Pre-approved daily stipends for course completers may be offered		
OTHER?	ALL	Contact Mr. Blocker		
FOOD SVC WORKERS WORKING OTHER POSITIONS OTHER THAN THEIR REGULAR JOB	ALL	Paid at Job Rate	16.62%	

*SUPPORT STAFF RATE MAY BE AT TIME AND HALF BASED ON NUMBER OF HOURS WORKED IN A WEEK

**NUMBER OF HOURS FOR WORKSHOP PLANNING MUST BE PRE-APPROVED BY THE SITE/GRANT SUPERVISOR

WITHLACOOCHEE TECHNICAL COLLEGE
1201 West Main Street Inverness, FL 34450-4696
(352) 726-2430 Fax: (352) 249-2157
www.wtcollege.org

Gloria Dumas Bishop
DIRECTOR

Richard Van Gulik — *ASSISTANT DIRECTOR*
Jeffrey Williams — *ASSISTANT DIRECTOR*
Karen Davis — *ASSISTANT DIRECTOR*
Lt. David Vincent — *Director Public Safety Training Academy*

Teacher Recommendation
Part Time Law Enforcement Academy

I recommend _____ for appointment as ___General Instructor_____

at the Withlacoochee Technical College Law Enforcement Academy Public Safety Training Center for the _____ - _____school year.

_____ WTC-PSTC Coordinator Signature

_____ WTC-PTSC Director Signature

Law Enforcement Academy
Salary Verification

Date Prepared: _____

☐ **Pay Grade 1** - $20.00 Hourly
0-5 years WTC Instructor or 5 years work experience with an AA degree

☐ **Pay Grade 2** - $22.50 Hourly
5-10 years WTC Instructor or 10 years work experience with a Bachelor's Degree

☐ **Pay Grade 3** - $25.00 Hourly
10 or more years WTC Instructor or 5 years as WTC Instructor with Bachelor's Degree

☐ **Pay Grade 4** - $27.50 Hourly
Lead Instructor for Hi-Liability Course or Advanced & Specialized Courses

The information that I have provided to the Citrus County School Board is accurate to the best of my knowledge.

I understand that I may be required to provide additional documentation if needed.

_____
Print Name

_____ Signature

_____ Date

Verified by:

_____ Signature

_____ Date

JOB TITLE	UNION	PAY GRADE	CATEGORY
ACCOUNTANT ACCT PAYABLE	CCEA	08	Classified
ACCOUNTANT FINANCE	CCEA	08	Classified
ACCOUNTING MANAGER	Non-Union	02	Professional/Technical
ACTIVITIES DIRECTOR	CCEA		Instructional
ADMINISTRATIVE AIDE	CCEA	14	Classified
ADMINISTRATIVE SECRETARY	CCEA	07	Classified
ADMINISTRATIVE SECRETARY	Non-Union	07	Classified
APPLICATION SUPPORT ANALYST	Non-Union	03	Professional/Technical
APPLICATION SUPPORT ANALYST UNION	CCEA	03	Professional/Techincal
APPLICATION SUPPORT SPECIALIST	CCEA	06	Professional/Techincal
ASSESSMENT SPECIALIST	CCEA		Instructional
ASSIST PRINCIPAL ALTERNATIVE	Non-Union	06	Administrator
ASSIST PRINCIPAL ELEMENTARY	Non-Union	08	Administrator
ASSIST PRINCIPAL HIGH SCHOOL	Non-Union	06	Administrator
ASSIST PRINCIPAL MIDDLE	Non-Union	07	Administrator
ASSISTANT DIRECTOR WTC	Non-Union	07	Administrator
ASSISTANT FOOD SERVICE MANAGER	Teamsters	09	Classified
ASSISTANT PRINCIPAL ESE	Non-Union	07	Administrator
ASST BOOKKEEPER WTC-BOOKSTORE	CCEA	09	Classified
ASST SUPT BUSINESS & SUPPORT	Non-Union	01	Administrator
ASST SUPT OF SCHL OPERATIONS	Non-Union	01	Administrator
ASST TRANS FLEET MANAGER	Non-Union	06	Professional/Technical
ATTENDANCE ASSISTANT	CCEA	06	Classified
BLDG OFFICAL PROJECT MGR II	Non-Union	02	Professional/Technical
BOOKKEEPER DISTRICT	CCEA	09	Classified
BOOKKEEPER ELEMENTARY	CCEA	09	Classified
BOOKKEEPER HIGH SCHL/MIDL SCH	CCEA	07	Classified
BOOKKEEPER WTC	CCEA	06	Classified
BUDGET COST SPECIALIST	Non-Union	05	Professional/Technical
BUS AIDE	Teamsters	14	Classified
BUS OPERATOR	Teamsters	06	Classified
BUS OPERATOR TRAINER/INSTRUCTO	Teamsters	06	Classified
BUSINESS OFC & FIN AID SPEC	CCEA	06	Professional/Techincal
BUYER	CCEA	06	Classified
CAREER ADVISOR	CCEA	09	Professional/Techincal
CDE EMPLOYEE	Non-Union		Hourly Not Contracted
CERTIFIED SCHOOL COUNSELOR ADULT	CCEA		Instructional
CERTIFIED SCHOOL COUNSELOR ELEM	CCEA		Instructional
CERTIFIED SCHOOL COUNSELOR ESE	CCEA		Instructional
CERTIFIED SCHOOL COUNSELOR HIGH	CCEA		Instructional
CERTIFIED SCHOOL COUNSELOR MIDDLE	CCEA		Instructional
CERTIFIED SCHOOL COUNSELOR OTHER	CCEA		Instructional
CLAIMS MANAGEMENT SPECIALIST	Non-Union	05	Classified
COMPUTER LAB AIDE/PARAPRO	CCEA	14	Classified
COMPUTER LAB AIDE/PARAPROF	CCEA	14	Classified
COMPUTER NETWORK SPECIALIST	CCEA	03	Professional/Techincal
CONSTRCTN STRATGIES FACILITATR	CCEA	06	Professional/Techincal
COORD OF HLTH PE & SPEC PRGMS	Non-Union	05	Administrator
COORDINATOR EXCEPT STUDENT ED	Non-Union	05	Administrator
COORDINATOR MAINTENANCE	Non-Union	05	Administrator
COORDINATOR OF CERT & PROF S	Non-Union	05	Administrator
COORDINATOR OF INST SUPPORT FOR TCHS	Non-Union	05	Administrator
COORDINATOR OF RESEARCH/ACCOUNTABILITY	Non-Union	05	Administrator

JOB TITLE	UNION	PAY GRADE	CATEGORY
COORDINATOR OF TITLE I/NCLB	Non-Union	05	Administrator
COORDINATOR TRANSPORTATION	Non-Union	05	Administrator
COORDINATOR OF SPECIAL ACADEMI	Non-Union	05	Administrator
COORDINATOR OF STUDENT SVS	Non-Union	05	Administrator
CURRICULUM SPECIALIST (TOSA)	CCEA		Instructional
CUSTODIAN FS	Teamsters	16	Classified
CUSTODIAN	Teamsters	16	Classified
DATA BASE SUPPORT SPECIALIST	CCEA	05	Professional/Techincal
JOB TITLE	**UNION**	**PAY GRADE**	**CATEGORY**
DATA SECRETARY	CCEA	07	Classified
DATA SECRETARY	CCEA	09	Classified
DIRECTOR AREA SCH/ELEM ED	Non-Union	04	Administrator
DIRECTOR EXCEPTL STUDENT ED	Non-Union	04	Administrator
DIRECTOR FACILITIES/CONSTRUCT	Non-Union	04	Administrator
DIRECTOR FINANCE	Non-Union	04	Administrator
DIRECTOR FOOD SERVICES	Non-Union	04	Administrator
DIRECTOR INTRUC. TECHNOLOGY	Non-Union	04	Administrator
DIRECTOR OF HUMAN RESOURCES	Non-Union	04	Administrator
DIRECTOR OF INFORMATION SVC	Non-Union	04	Administrator
DIRECTOR PROF DEV & COMM SVC 6300	Non-Union	04	Administrator
DIRECTOR RESEARCH/ACCOUNTABLT	Non-Union	04	Administrator
DIRECTOR RISK MGMT & EMPLOYEE	Non-Union	04	Administrator
DIRECTOR STUDENT SERVICES	Non-Union	04	Administrator
DIRECTOR WTC	Non-Union	02	Administrator
DIRECTOR AREA SCH/SEC ED	Non-Union	04	Administrator
DIRECTOR CAREER&TECH&ADULT ED	Non-Union	04	Administrator
DIRECTOR OF PLAN & GROWTH MGT	Non-Union	03	Administrator
DISPATCHER MAINTENANCE	CCEA	07	Classified
DISPATCHER	CCEA	07	Classified
DISTRICT SECRETARY	CCEA	09	Classified
DISTRICT TECHNOLOGY SPECIALIST	CCEA		Instructional
ED INTERPRETER LEVEL 2	CCEA	02	Classified
ED INTERPRETER LEVEL 3	CCEA	01	Classified
ED INTERPRETER LEVEL 1	CCEA	03	Classified
ED INTERPRETER NON LEVEL	CCEA	14	Classified
EMP BENEFIT SPEC/PRIVACY OFF	Non-Union	05	Professional/Technical
ENERGY SYSTEM & PLANS RM MANAG	Teamsters	07	Classified
ENVIRO SAFETY PROJECT LEADER	Non-Union	01	Professional/Technical
ESE SPECIALIST	CCEA		Instructional
EVENING SUPERVISOR			
EXEC DIR EDUC SERVICES	Non-Union	02	Administrator
EXEC DIR SCHOOL SUPPORT SVC	Non-Union	02	Administrator
EXECUTIVE SECRETARY SCHL BD	Non-Union	05	Classified
EXECUTIVE SECRETARY SUPT	Non-Union	05	Classified
EXTENDED DAY CARE PRG SUPERVSR	CCEA	07	Classified
EXTENDED DAY CARE SITE SUPRVSR	CCEA	10	Classified
FACILITIES SPECIALIST	Teamsters	03	Classified
FINANCIAL AID ADVISOR	CCEA		Instructional
FINANCIAL AID SPECIALIST	CCEA	08	Professional/Techincal
FOOD SERVICE ASSISTANT 7HRS	Teamsters	15	Classified
FOOD SERV MANAGER ELEMENTARY	Non-Union	04	Classified
FOOD SERV MANAGER HIGH	Non-Union	02	Classified
FOOD SERV MANAGER MIDDLE	Non-Union	03	Classified

JOB TITLE	UNION	PAY GRADE	CATEGORY
FOOD SERVICE ASSISTANT	Teamsters	17	Classified
FOOD SERVICE BUDGET & COST SPECIALIST	CCEA	05	Professional/Techincal
FOOD SERVICE NUTRITION SPECIALIST	Non-Union	04	Professional/Technical
FOOD SERVICE NUTRITION SPECIALIST	Teamsters	01	Professional/Technical
FOOD SERVICE OPERATIONS SPECIALIST	Non-Union	01	Classified
GUIDANCE SECRETARY	CCEA	09	Classified
HEAD CUSTODIAN	Teamsters	08	Classified
HEALTH ROOM ATTENDANT	CCEA	13	Classified
HEALTH SAFETY SPECIALIST	Teamsters	05	Professional/Technical
INSTRUCTIONAL TECHNOLOGY SPEC	CCEA		Instructional
INTERNAL AUDITOR	Non-Union	02	Professional/Technical
JOB COACH	CCEA	14	Classified
JOURNEYMAN TRADESWORKED-HVAC	Teamsters	05	Classified
JOURNEYMAN TRADESWORKED-ROOFER	Teamsters	05	Classified
JOURNEYMAN-KITCHEN EQUIPT MECH	Teamsters	05	Classified
JOURNEYMN TRADESWORKER-PLUMBER	Teamsters	05	Classified
JOURNYMN TRADESWRKER-CARPENTER	Teamsters	05	Classified
JOB TITLE	**UNION**	**PAY GRADE**	**CATEGORY**
JOURNYMN TRDESWRKR-ELECTRICIAN	Teamsters	05	Classified
JOURNYMN TRDESWRKR-ELECTRONICS	Teamsters	05	Classified
JOURNYMN TRDSWRKR-PEST CONTROL	Teamsters	05	Classified
JOURYMAN TRADESWORKER	Teamsters	05	Classified
JRNYMN TRDSWKR-SKILLED CRFTSMN	Teamsters	05	Classified
LINE MECHANIC	Teamsters	08	Classified
MAINT. TRADESWORKER - FOOD SVC	Teamsters	05	Classified
MAINTENANCE HELPER - SPORT FLD	Teamsters	10	Classified
MAINTENANCE HELPER	Teamsters	10	Classified
MAINTENANCE OFFICE SPECIALIST	Non-Union	06	Classified
MAINTENANCE PROJECT FOREMAN	Teamsters	03	Classified
MAINTENANCE TRADESWORKER	Teamsters	08	Classified
MAINTENANCE WORKER - GROUNDS	Teamsters	08	Classified
MAINTENANCE WORKER	Teamsters	16	Classified
MASTER ELECTRONICS TECH AV/CMP	Teamsters	03	Classified
MASTER TRADE WORKER - HVAC	Teamsters	03	Classified
MASTER TRADE WRK - LOCKSMITH	Teamsters	03	Classified
MASTER TRADE WRK - PLUMBING	Teamsters	03	Classified
MASTER TRADESWORKER-WASTEWATER	Teamsters	03	Classified
MECHANIC HELPER	Teamsters	15	Classified
MEDIA AIDE/PARAPROFESSIONAL	CCEA	14	Classified
MEDIA SPECIALIST ELEMENTARY	CCEA		Instructional
MEDIA SPECIALIST HIGH SCHOOL	CCEA		Instructional
MEDIA SPECIALIST MIDDLE	CCEA		Instructional
MEDIA SPECIALIST WTI	CCEA		Instructional
MSS OFFICE KITCHEN MANAGER	CCEA	09	Classified
MSTR TRADE WRK - ELECTRICAL	Teamsters	03	Classified
MSTR TRADE WRK-BLDG CONSTRUCT	Teamsters	03	Classified
MSTR TRADE WRK-GEN CONSTUCTION	Teamsters	03	Classified
OCCUPATIONAL THERAPIST	Non-Union	01	Special Scale
OCCUPATIONAL THERAPY ASSISTANT	CCEA	05	Professional/Techincal
OFFICE CLERK	CCEA	12	Classified
ON-SITE HELPER	CCEA	16	Classified
PARENT FACILITATOR	CCEA	12	Classified
PARTS ROOM MANAGER	Teamsters	07	Classified

JOB TITLE	UNION	PAY GRADE	CATEGORY
PAYROLL ANALYST	CCEA	07	Classified
PAYROLL SPECIALIST	Non-Union	04	Professional/Technical
PERSONNEL ANALYST	CCEA	07	Classified
PERSONNEL ANALYST	Non-Union	07	Classified
PERSONNEL ANALYST UNION	CCEA	07	Classified
PHYSICAL THERAPIST	Non-Union	01	Professional/Technical
PLANNING AND GROWTH MGMT TECH	CCEA	08	Professional/Techincal
POLICY COMPLIANCE OFFICER	Non-Union	06	Professional/Technical
PRINCIPAL ALTERNATIVE SCHOOL	Non-Union	04	Administrator
PRINCIPAL ELEMENTARY	Non-Union	05	Administrator
PRINCIPAL ESE	Non-Union	04	Administrator
PRINCIPAL HIGH SCHOOL	Non-Union	02	Administrator
PRINCIPAL MIDDLE	Non-Union	04	Administrator
PRINCIPAL'S SECRETARY	Non-Union	07	Classified
PROGRAM FACILITATOR	CCEA	07	Classified
PROGRAM SPEC FOR GRANTWRITING	CCEA		Instructional
PROGRAM SPEC-CURR-LNG AR SO ST	CCEA		Instructional
PROGRAM SPECIALIST	CCEA		Instructional
PROGRAM SPECIALIST-CURRICULUM	CCEA		Instructional
PROGRAMMER/ANALYST - FOOD SVC	CCEA	03	Professional/Techincal
PROJECT LEADER SUPPORT 8200	Non-Union	01	Professional/Technical
PROJECT MANAGER I	Teamsters	03	Professional/Technical
PROJECT MANAGER	Teamsters	03	Professional/Technical
PURCHASING AGENT WTI	CCEA	07	Classified
PURCHASING AGENT MAINTENANCE	CCEA	07	Classified
PURCHASING MANAGER	Non-Union	02	Professional/Technical
JOB TITLE	**UNION**	**PAY GRADE**	**CATEGORY**
READING COACH HIGH	CCEA		Instructional
REGISTRAR	CCEA	07	Classified
ROUTE MANAGER	Non-Union	06	Professional/Technical
SCHOOL BOARD MEMBER	Non-Union		Elected
SCHOOL NURSE/LPN LEVEL	CCEA	08	Professional/Techincal
SCHOOL NURSE/RN LEVEL	Non-Union	04	Professional/Technical
SCHOOL OFFICE CLERK	CCEA	12	Classified
SCHOOL PSYCHOLOGIST 10MOS	CCEA		Instructional
SCHOOL PSYCHOLOGIST	CCEA		Instructional
SCHOOL SECRETARY	CCEA	09	Classified
SENIOR APPLICATION SUPPORT ANALYST	Non-Union	01	Professional/Technical
SHOP FOREMAN	Teamsters	03	Classified
SHUTTLE DRIVER			
SHUTTLE DRIVER	Teamsters		Special Scale
SOCIAL WORKER	CCEA		Instructional
SR ACCOUNTANT FINANCE	CCEA	07	Classified
STAGE AUDIO & LIGHTING TECH 7900	Teamsters	10	Classified
STAGE AUDIO & LIGHTING TECH FS 7600	Teamsters	10	Classified
STRUCTURE & MECHANICAL FOREMAN	Non-Union	06	Professional/Technical
STUDENT HEALTH SPEC	Non-Union	03	Professional/Technical
SUPERINTENDENT	Non-Union		Elected
SUPERVISOR ACCOUNTING & INTER	Non-Union	08	Administrator
SUPERVISOR ACHIEVEMT DATA TEC	Non-Union	08	Administrator
SUPERVISOR BUSINESS OPERATION	Non-Union		Administrator
SUPERVISOR MARINE SCIENCE ST	Non-Union	01	Administrator
SUPERVISOR BUSINESS OPERATIONS	Non-Union	08	Administrator

JOB TITLE	UNION	PAY GRADE	CATEGORY
SWITCH BOARD OPERATOR	CCEA	12	Classified
SYSTEM SPECIALIST 6500	CCEA	03	Professional/Techincal
SYSTEM SPECIALIST 8200	CCEA	03	Professional/Techincal
SYSTEM SUPPORT SPECIALIST	CCEA	05	Professional/Techincal
TCHR AIDE CULINARY ARTS	CCEA	14	Classified
TCHR AIDE/PARAPRO CHAP I ELEM 5100	CCEA	14	Classified
TCHR AIDE/PARAPRO ELEMENTARY	CCEA	14	Classified
TCHR AIDE/PARAPRO ESE 5200	CCEA	14	Classified
TCHR AIDE/PARAPRO MIDDLE	CCEA	14	Classified
TCHR AIDE/PARAPRO MIDDLE/HIGH	CCEA	14	Classified
TCHR AIDE/PARAPRO ADULT 5400	CCEA	14	Classified
TCHR AIDE/PARAPRO	CCEA	14	Classified
TCHR AIDE/PARAPRO	CCEA	15	Classified
TCHR AIDE/PARAPRO ESE 5100	CCEA	14	Classified
TCHR AIDE/PARAPRO ISS	CCEA	14	Classified
TCHR AIDE/PARAPRO PRE-K	CCEA	14	Classified
TCHR AIDE/PARAPRO VOTECH 5300	CCEA	14	Classified
TEACHER ADAPTIVE P.E.	CCEA		Instructional
TEACHER ADULT BASIC ED	CCEA		Instructional
TEACHER AGRICULTURE	CCEA		Instructional
TEACHER ART	CCEA		Instructional
TEACHER BAND	CCEA		Instructional
TEACHER BUSINESS	CCEA		Instructional
TEACHER CHORUS	CCEA		Instructional
TEACHER COMPUTER EDUCATION	CCEA		Instructional
TEACHER COMPUTER LAB	CCEA		Instructional
TEACHER CO-OP DIVERSIFIED ED	CCEA		Instructional
TEACHER CYBER SECURITY	CCEA		Instructional
TEACHER DRAFTING	CCEA		Instructional
TEACHER DRAMA	CCEA		Instructional
TEACHER DROPOUT PREVENTION	CCEA		Instructional
TEACHER ELEM GRADES	CCEA		Instructional
TEACHER ESE	CCEA		Instructional
TEACHER EXP VOC WHEEL (MIDL)	CCEA		Instructional
TEACHER EXP VOC WHEEL	CCEA		Instructional
JOB TITLE	**UNION**	**PAY GRADE**	**CATEGORY**
TEACHER FOREIGN LANGUAGE	CCEA		Instructional
TEACHER GED PREP	CCEA		Instructional
TEACHER GIFTED	CCEA		Instructional
TEACHER GRADE 1	CCEA		Instructional
TEACHER GRADE 2	CCEA		Instructional
TEACHER GRADE 3	CCEA		Instructional
TEACHER GRADE 4	CCEA		Instructional
TEACHER GRADE 5	CCEA		Instructional
TEACHER GRADE 6	CCEA		Instructional
TEACHER HEALTH	CCEA		Instructional
TEACHER HEALTH OCC ED	CCEA		Instructional
TEACHER HEARING IMPAIRED	CCEA		Instructional
TEACHER HOME ECONOMICS	CCEA		Instructional
TEACHER HOSPITAL/HOMEBOUND	CCEA		Instructional
TEACHER INDUSTRIAL EDUCATION	CCEA		Instructional
TEACHER KG	CCEA		Instructional
TEACHER LANGUAGE ARTS	CCEA		Instructional

JOB TITLE	UNION	PAY GRADE	CATEGORY
TEACHER LIFELONG LEARNING	CCEA		Instructional
TEACHER MATHEMATICS	CCEA		Instructional
TEACHER MUSIC	CCEA		Instructional
TEACHER ON SPECIAL ASSIGN 5200	CCEA		Instructional
TEACHER ON SPECIAL ASSIGN 6500	CCEA		Instructional
TEACHER PHOTOGRAPHY	CCEA		Instructional
TEACHER PHYSICAL ED	CCEA		Instructional
TEACHER PRE-K	CCEA		Instructional
TEACHER PUBLIC SERV OCC	CCEA		Instructional
TEACHER READING	CCEA		Instructional
TEACHER READING LAB	CCEA		Instructional
TEACHER REMEDIATION	CCEA		Instructional
TEACHER RESOURCE - ELEMENTARY	CCEA		Instructional
TEACHER ROTC-AIR FORCE	CCEA		Instructional
TEACHER ROTC-ARMY	CCEA		Instructional
TEACHER ROTC-NAVY	CCEA		Instructional
TEACHER SCIENCE	CCEA		Instructional
TEACHER SOCIAL STUDIES	CCEA		Instructional
TEACHER SP/LANG PATHOLOGIST	CCEA		Instructional
TEACHER TECHNOLOGY ED	CCEA		Instructional
TEACHER TITLE I	CCEA		Instructional
TEACHER V.P.I.	CCEA		Instructional
TEACHER VARYING EX	CCEA		Instructional
TEACHER VISUALLY IMPAIRED	CCEA		Instructional
TEACHER VOCATIONAL	CCEA		Instructional
TEACHER VOCATIONAL RESOURCE	CCEA		Instructional
TEACHER WELDING	CCEA		Instructional
TEACHER 5900	CCEA		Instructional
TEACHER	CCEA		Instructional
TEACHER COMPUTER	CCEA		Instructional
TEACHER MATH LAB	CCEA		Instructional
TEACHER ON SPECIAL ASSIGN	CCEA		Instructional
TEACHER PHOTOGRAPHY	CCEA		Instructional
TEACHER VIRTUAL	CCEA		Instructional
TECHNOLOGY SUPPORT SPECIALIST	CCEA	07	Professional/Techincal
TRAINEE			
TRAINEE	Non-Union		Hourly Not Contracted
TRAINING PROGRAM LEADER	Teamsters	05	Classified
TRANS. BUSINESS OFFICE MANAGER	CCEA	06	Classified
TRANSPORTATION ANALYST	CCEA	07	Classified
TRANSPORTATION FLEET MANAGER	Non-Union	04	Professional/Technical
TRANSPORTATION FLEET SECRETARY	CCEA	11	Classified
TRANSPORTATION ROUTING TECHNIC	CCEA	07	Classified
VEHICLE MAINTENANCE TECH	Teamsters	05	Classified
JOB TITLE	**UNION**	**PAY GRADE**	**CATEGORY**
WAREHOUSE MANAGER	Teamsters	07	Classified
WAREHOUSE/DELIVERY WORKER FS	Teamsters	09	Classified
WAREHOUSE/DELIVERY WORKER	Teamsters	09	Classified

2017-2018 PAYROLL DATES

RUN #	PAY PERIOD	DUE TO PAYROLL	CHECK DATE
801	7/3/2017	7/3/2017	7/13/2017
802	07/05-07/15/2017	7/17/2017	7/31/2017
803	07/16-07/29/2017	7/31/2017	8/15/2017
804	07/30-08/12/2017	8/14/2017	8/31/2017
805	08/13-08/26/2017	8/28/2017	9/15/2017
806	08/27-09/09/2017	9/11/2017	9/29/2017
807	09/10-09/23/2017	9/25/2017	10/13/2017
808	09/24-10/07/2017	10/9/2017	10/31/2017
809	10/08-10/21/2017	10/23/2017	11/15/2017
810	10/22-11/04/2017	11/6/2017	11/30/2017
811	11/05-11/18/2017	11/20/2017	12/15/2017
812	11/19-12/02/2017	12/4/2017	12/21/2017
813	12/3-12/23/2017	1/3/2018	1/12/2018
814	12/24-01/06/2018	1/8/2018	1/31/2018
815	01/07-01/20/2018	1/22/2018	2/15/2018
816	01/21-02/03/2018	2/5/2018	2/28/2018
817	02/04-02/17/2018	2/19/2018	3/15/2018
818	02/18-03/03/2018	3/5/3018	3/29/2018
819	03/04-03/24/2018	3/26/2018	4/13/2018
820	03/25-04/07/2018	4/9/2018	4/30/2018
821	04/08-04/21/2018	4/23/2018	5/15/2018
822	04/22-05/05/2018	5/7/2018	5/31/2018
823	EXTRA CHECK-JULY		5/30/2018
824	EXTRA CHECK-JULY		6/13/2018
825	05/06-05/19/2018	5/21/2018	6/14/2018
826	EXTRA CHECK - AUG		6/27/2018
827	05/21-06/30/2018	6/18/2018	6/28/2018
828	6/15-6/29/2018	6/29/2018	7/11/2018

Proof of Publication

from the

CITRUS COUNTY CHRONICLE

Crystal River, Citrus County, Florida

PUBLISHED DAILY

STATE OF FLORIDA
COUNTY OF CITRUS
Before the undersigned authority personally appeared

John Murphy and/or Mary Ann Naczi and/or Mishayla Coffas

Of the Citrus County Chronicle, a newspaper published daily at Crystal River, in Citrus County, Florida, that the attached copy of advertisement being a public notice in the matter of the

Insertion Order: 000RK2K
Legal number: 7012-0722 SACRN
Description: Citrus Co School Board
Budget Summary for Fiscal Year 2017-2018
Display Advertisement: to run 1 time(s)

Court, was published in said newspaper in the issue of
Date(s) of Publication: July 22, 2017

Affiant further says that the Citrus County Chronicle is a Newspaper published at Crystal River in said Citrus County, Florida, and that the said newspaper has heretofore been continuously published in Citrus County, Marion County and Levy County, Florida, each week and has been entered as second class mail matter at the post office in Inverness in said Citrus County, Florida, for a period of one year next preceding the first publication of the attached copy of advertisement; and affiant further says that he/she has neither paid nor promised any person, firm or corporation any discount, rebate, commission or refund for the purpose of securing this advertisement for publication in the said newspaper.

Mary Ann Naczi

The forgoing instrument was acknowledged before me

This 24th day of July, 2017

By: John Murphy and/or Mary Ann Naczi and/or Mishayla Coffas

Who is personally known to me and who did take an oath.

Mishayla Coffas
Notary Public

MISHAYLA COFFAS
MY COMMISSION #FF177190
EXPIRES November 18, 2018
(407) 398-0153 FloridaNotaryService.com

Ad#:000RK2K Date:07/22/17 Day:SAT Size:6X10.5 Cust:206105 Salesperson:771 Last Edited By:NGASSE Pub:CITRUS COUNTY CHRONICLE Tag Line:7012-0722 SACRN CITRUS Color Info:
000RK2K - Page 1 - Composite

7012-0722 SACRN

BUDGET SUMMARY

THE PROPOSED OPERATING BUDGET EXPENDITURES OF CITRUS COUNTY SCHOOL DISTRICT ARE 0.71% LESS THAN LAST YEAR'S TOTAL OPERATING EXPENDITURES.
FISCAL YEAR 2017-2018

PROPOSED MILLAGE LEVIES SUBJECT TO 10-MILL CAP				PROPOSED MILLAGE LEVIES NOT SUBJECT TO 10-MILL CAP	
Required Local Effort (including prior period adjustment)	4.3330	Discretionary Critical Needs-Capital	0.0000	Operating or Capital N To Exceed 2 Years	0.0000
		Additional Millage Not to Exceed 4 Ye	0.0000		
Local Capital Improvement (Capital Outlay)	1.5000	(Operating)		Debt Service	0.0000
Discretionary Operating	0.7480				
Discretionary Capital Improvement	0.0000			**Total Millage**	**6.581**

ESTIMATED REVENUES:	GENERAL FUND	SPECIAL REVENUE	DEBT SERVICE	CAPITAL PROJECTS	INTERNAL SERVICE	TOTAL ALL FUNDS
Federal sources	1,210,000	15,596,611				**16,806,611**
State sources	64,380,299	83,846	469,500	659,627		**65,593,272**
Local sources	50,011,331	1,306,556		14,956,237	17,328,692	**83,602,816**
TOTAL SOURCES	**115,601,630**	**16,987,013**	**469,500**	**15,615,864**	**17,328,692**	**166,002,699**
Transfers In	7,352,747	5,000	3,045,696			**10,403,443**
Fund Balances/Reserves/Net Assets	9,310,451	3,207,679	2,313,719	22,415,243	2,717,903	**39,964,995**
TOTAL REVENUES, TRANSFERS & BALANCES	**$132,264,828**	**$20,199,692**	**$5,828,915**	**$38,031,107**	**$20,046,595**	**$216,371,137**
EXPENDITURES						
Instruction	73,399,141	5,132,950				**78,532,091**
Pupil Personnel Services	5,252,016	695,418				**5,947,434**
Instructional Media Services	1,361,033	16,279				**1,377,312**
Instructional and Curriculum Development Services	1,429,415	2,430,552				**3,859,967**
Instructional Staff Training Services	917,782	205,806				**1,123,588**
Instructional Related Technology	1,961,886	153,873				**2,115,759**
Board of Education	445,501					**445,501**
Genral Administration	414,707					**414,707**
School Administration	8,578,696					**8,578,696**
Facilities Acquisition and Construction	368,523			9,395,338		**9,763,861**
Fiscal Services	983,068					**983,068**
Food Services		7,849,223				**7,849,223**
Central Services	3,043,617				17,309,722	**20,353,339**
Pupil Transportation Services	8,770,456					**8,770,456**
Operation of Plant	8,493,908				18,970	**8,512,878**
Maintenance of Plant	4,796,856					**4,796,856**
Administrative Technology Services	2,525,825					**2,525,825**
Community Servies	206,947	900,000				**1,106,947**
Debt Services			3,515,196			**3,515,196**
TOTAL EXPENDITURES	**$122,949,377**	**$17,384,101**	**$3,515,196**	**$9,395,338**	**$17,328,692**	**$170,572,704**
Transfers Out	5,000			10,398,443		**10,403,443**
Fund Balances/Reserves/Net Assets	9,310,451	2,815,591	2,313,719	18,237,326	2,717,903	**35,394,990**
TOTAL APPROPRIATED EXPENDITURES, TRANSFERS, RESERVES & BALANCES	**$132,264,828**	**$20,199,692**	**$5,828,915**	**$38,031,107**	**$20,046,595**	**$216,371,137**

The tentative, adopted, and/or final budgets are on file in the office of the above mentioned taxing authority as a public record.

000RK2K

CITRUS COUNTY CHRONICLE
www.chronicleonline.com
CHRONICLE 7/22/17 Publication
BEFORE NOON, 7/21/17 APPROVAL DUE
Approved By
1624 N. Meadowcrest Blvd., Crystal River FL, 34429 adsc@chronicleonline.com Fax 352-563-3260 352-563-3247
Failure to respond by Proof Correction Deadline will be deemed as acceptance of ad.
If no response has been received by Approval Deadline, it will be deemed as acceptance of ad.

Proof of Publication

from the

CITRUS COUNTY CHRONICLE

Crystal River, Citrus County, Florida

PUBLISHED DAILY

STATE OF FLORIDA
COUNTY OF CITRUS
Before the undersigned authority personally appeared

John Murphy and/or Mary Ann Naczi and/or Mishayla Coffas

Of the Citrus County Chronicle, a newspaper published daily at Crystal River, in Citrus County, Florida, that the attached copy of advertisement being a public notice in the matter of the

Insertion Order: 000RK21
Legal number: 7010-0722 SACRN
Description: Citrus Co School Board
Notice of Budget Hearing July 25, 2017
Display Advertisement: to run 1 time(s)

Court, was published in said newspaper in the issue of
Date(s) of Publication: July 22, 2017

Affiant further says that the Citrus County Chronicle is a Newspaper published at Crystal River in said Citrus County, Florida, and that the said newspaper has heretofore been continuously published in Citrus County, Marion County and Levy County, Florida, each week and has been entered as second class mail matter at the post office in Inverness in said Citrus County, Florida, for a period of one year next preceding the first publication of the attached copy of advertisement; and affiant further says that he/she has neither paid nor promised any person, firm or corporation any discount, rebate, commission or refund for the purpose of securing this advertisement for publication in the said newspaper.

Mary Ann Naczi

The forgoing instrument was acknowledged before me

This 24th day of July, 2017

By: John Murphy and/or Mary Ann Naczi and/or Mishayla Coffas

Who is personally known to me and who did take an oath.

Mishayla Coffas
Notary Public

MISHAYLA COFFAS
MY COMMISSION #FF177190
EXPIRES November 18, 2018
(407) 398-0153 FloridaNotaryService.com

MISHAYLA COFFAS
MY COMMISSION #FF177190
EXPIRES November 18, 2018
(407) 398-0153 FloridaNotaryService.com

Ad#:000RK2I Date:07/22/17 Day:SAT Size:3X10.5 Cust:206105
Salesperson:771 Last Edited By:NGASSE Pub:CITRUS COUNTY CHRONICLE Tag Line:7010-0722 SACRN CITRUS Color Info:
000RK2I - Page 1 - Composite

7010-0722 SACRN

NOTICE OF BUDGET HEARING

The Citrus County School Board will soon consider a budget for the 2017-2018 fiscal year.

A public hearing to make a DECISION on the budget AND TAXES will be held on:
July 25, 2017
5:30 p.m.
at
The Citrus County School Board
District Services Center
1007 W. Main St.
Inverness, FL 34450

000RK2I

CITRUS COUNTY CHRONICLE
www.chronicleonline.com
CHRONICLE 7/22/17
BEFORE NOON, 7/21/17
Publication APPROVAL DUE
Approved By
1624 N. Meadowcrest Blvd., Crystal River FL 34429 adsccgchronicleonline.com Fax 352-563-3260 352-563-3247
Failure to respond by Proof Correction Deadline will be deemed as acceptance of ad.
If no response has been received by Approval Deadline, it will be deemed as acceptance of ad.

Proof of Publication

from the

CITRUS COUNTY CHRONICLE

Crystal River, Citrus County, Florida

PUBLISHED DAILY

STATE OF FLORIDA
COUNTY OF CITRUS

Before the undersigned authority personally appeared

John Murphy and/or Mary Ann Naczi and/or Mishayla Coffas

Of the Citrus County Chronicle, a newspaper published daily at Crystal River, in Citrus County, Florida, that the attached copy of advertisement being a public notice in the matter of the

Insertion Order: 000RK2J
Legal number: 7011-0722 SACRN
Description: Citrus Co School Board
Notice of Tax for School Capital Outlay
Display Advertisement: to run 1 time(s)

Court, was published in said newspaper in the issue of
Date(s) of Publication: July 22, 2017

Affiant further says that the Citrus County Chronicle is a Newspaper published at Crystal River in said Citrus County, Florida, and that the said newspaper has heretofore been continuously published in Citrus County, Marion County and Levy County, Florida, each week and has been entered as second class mail matter at the post office in Inverness in said Citrus County, Florida, for a period of one year next preceding the first publication of the attached copy of advertisement; and affiant further says that he/she has neither paid nor promised any person, firm or corporation any discount, rebate, commission or refund for the purpose of securing this advertisement for publication in the said newspaper.

Mary Ann Naczi

The forgoing instrument was acknowledged before me

This 24th day of July, 2017

By: John Murphy and/or Mary Ann Naczi and/or Mishayla Coffas

Who is personally known to me and who did take an oath.

Mishayla Coffas
Notary Public

MISHAYLA COFFAS
MY COMMISSION #FF177190
EXPIRES November 18, 2018
(407) 398-0153 FloridaNotaryService.com

Ad#:000RK2J Date:07/22/17 Day:SAT Size:3X10.5 Cust:206105
Salesperson:771 Last Edited By:NGASSE Pub:CITRUS COUNTY CHRONICLE Tag
Line:7011-0722 SACRN CITRUS Color Info:
000RK2J - Page 1 - Composite

7011-0722 SACRN

NOTICE OF TAX FOR SCHOOL CAPITAL OUTLAY

The Citrus County School District will soon consider a measure to continue to impose a 1.500 mill property tax for the capital outlay projects listed herein.

This tax is in addition to the School Board's proposed tax of 5.081 mills for operating expenses and is proposed solely at the discretion of the school board.

The capital outlay tax will generate approximately $13,654,737 to be used for the following projects:

CONSTRUCTION AND REMODELING
CREST HVAC Upgrade
Citrus High School Reroof Building 2, 3, 6 & 12
Floral City Elementary School Schematic Design for Kitchen Renovation/Remodel
Hernando Elementary School Kitchen Renovation/Remodel
Inverness Primary School Reroof Building 1,3 & 5
Lecanto Middle School HVAC Upgrade
Withlacoochee Technical Schematic Design for Cafeteria & Serving Area Renovation
Purchase properties adjacent to existing school sites
Purchase properties for future educational or support services use
Consultant services related to engineering and architectural work, as well as feasibility studies related to facility planning and site acquisition
New construction, remodeling , renovation and site work at Central Ridge Elementary, Citrus High, Citrus Springs Elementary, Citrus Springs Middle, CREST, Crystal River High, Crystal River Middle, Crystal River Primary, Floral City Elementary, Forest Ridge Elementary, Hernando Elementary, Homosassa Elementary, Inverness Middle, Inverness Primary, Lecanto High, Lecanto Middle, Lecanto Primary, Marine Science Station, Pleasant Grove Elementary, Renaissance Center, Rock Crusher Elementary, Withlacoochee Technical College, District Services buildings, Student Services buildings and Transportation buildings

MAINTENANCE, RENOVATION, AND REPAIR
Reimbursement of roof repairs, plumbing repairs, electrical repairs, additional computer drops, painting, ceiling repairs, flooring repairs, HVAC repairs and upgrades, minor remodel and renovation work, bleacher repairs, fire, health and safety related issues and site security issues, ADA renovations and repairs, fire alarm, electrical repairs and modifications, ceilings, walls, doors, windows and slabs, sites and ground improvements, indoor air quality, bathroom renovations, correct and improve drainage and erosion problems, lockers, fencing, gym and stage floors, carpet cleaning, paving, resurfacing, floor coverings, sidewalks, covered bus loading ramps and other areas, covered walkways, parking area expansion, storage buildings, doors and locks, painting, athletic facilities and cabinet construction at Central Ridge Elementary, Citrus High, Citrus Springs Elementary, Citrus Springs Middle, CREST, Crystal River High, Crystal River Middle, Crystal River Primary, Floral City Elementary, Forest Ridge Elementary, Hernando Elementary, Homosassa Elementary, Inverness Middle, Inverness Primary, Lecanto High , Lecanto Middle, Lecanto Primary, Marine Science Station, Pleasant Grove Elementary, Renaissance Center, Rock Crusher Elementary, Withlacoochee Technical College, District Services buildings, Student Services buildings and Transportation buildings paid through the General Fund as permitted by Florida Statute

MOTOR VEHICLE PURCHASES
Purchase of eleven (11) School Buses

NEW AND REPLACEMENT EQUIPMENT, COMPUTERS, ENTERPRISE RESOURCE SOFTWARE, AND S. 1011.71(2), F.S., ELIGIBLE EXPENDITURES IN SUPPORT OF DIGITAL CLASSROOM PLANS PURSUANT TO S. 1001.62(12), F.S.
Fire alarm systems, air conditioning equipment, ADA required equipment and furniture, vocational equipment, school bus digital cameras and communication equipment, furniture and equipment, computers, server and technology related equipment, network expansion, enterprise software, custodial and maintenance equipment
Lease and lease/purchase of equipment, computers and phones
Implementation and training of One to One Initiative
Implementation and training for administrative software for finance, student and human resource management
Installation, implementation and training for Global Positioning Systems on buses
County wide radio upgrade
Purchase and installation of districtwide time clocks

PAYMENTS FOR EDUCATIONAL FACILITIES AND SITES DUE UNDER A LEASE- PURCHASE AGREEMENT
Payments for principal and interest on Certificates of Participation and Qualified School Construction Bonds

PAYMENTS FOR RENTING AND LEASING EDUCATIONAL FACILITIES AND SITES
One (1) Year Lease of Portable Classrooms at various school sites

PAYMENT OF COSTS OF COMPLIANCE WITH ENVIRONMENTAL STATUTES, RULES AND REGULATIONS
Removal of hazardous waste materials, maintenance of DRAs, asbestos abatement, fire safety, ADA compliance, indoor air quality and radon testing

PAYMENT OF PREMIUMS FOR PROPERTY AND CASUALTY INSURANCE NECESSARY TO INSURE THE EDUCATIONAL AND ANCILLARY PLANTS OF THE SCHOOL DISTRICT

All concerned citizens are invited to a public hearing to be held on July 25, 2017 at 5:30 p.m. at The Citrus County School Board, District Services Center, 1007 West Main Street, Inverness, Florida.

A DECISION on the proposed CAPITAL OUTLAY TAXES will be made at this hearing.

000RK2J

CITRUS COUNTY CHRONICLE
CHRONICLE 7/22/17
BEFORE NOON, 7/21/17
Publication APPROVAL DUE
Approved By
1624 N. Meadowcrest Blvd., Crystal River FL, 34429 adsc@chronicleonline.com Fax 352-563-3260 352-563-3247
www.chronicleonline.com
Failure to respond by Proof Correction Deadline will be deemed as acceptance of ad.

If no response has been received by Approval Deadline, it will be deemed as acceptance of ad.

Public Hearings Certification

District School Board

of Citrus County, Florida

Commissioner of Education
State of Florida
325 W. Gaines Street, Room 814
Tallahassee, Florida 32399-0400

Dear Commissioner:

I certify that the District School Board of Citrus County convened at 5:30 p.m. on July 25, 2017 to conduct a public hearing on the 2017-18 tentative school district budget, as advertised.
I further certify that the board convened at 5:30 p.m. on September 11, 2017 to conduct a public hearing on the 2017-18 final school district budget.

The public hearings were conducted in accordance with section 1011.03(4), Florida Statutes.

_____ _____

Signature of District School Superintendent Signature Date

Please return completed form to:
Florida Department of Education
Office of Funding & Financial Reporting
325 West Gaines Street, Room 814
Tallahassee, Florida 32399-0400

FLORIDA DEPARTMENT OF EDUCATION
RESOLUTION DETERMINING
REVENUES AND MILLAGES LEVIED

RESOLUTION OF THE DISTRICT SCHOOL BOARD OF CITRUS COUNTY, FLORIDA, DETERMINING THE AMOUNT OF REVENUES TO BE PRODUCED AND THE MILLAGE TO BE LEVIED FOR THE GENERAL FUND, FOR THE DISTRICT LOCAL CAPITAL IMPROVEMENT FUND AND FOR DISTRICT DEBT SERVICE FUNDS FOR THE FISCAL YEAR BEGINNING JULY 1, 2017, AND ENDING JUNE 30, 2018.

WHEREAS, section 1011.04, Florida Statutes, requires that, upon receipt of the certificate of the property appraiser giving the assessed valuation of the county and of each of the special tax school districts, the school board shall determine, by resolution, the amounts necessary to be raised for current operating purposes and for debt service funds and the millage to be levied for each such fund, including the voted millage; and

WHEREAS, section 1011.71, Florida Statutes, provides for the amounts necessary to be raised for local capital improvement outlay and the millage to be levied; and

WHEREAS, the certificate of the property appraiser has been received;

THEREFORE, BE IT RESOLVED by the district school board that the amounts necessary to be raised as shown by the officially adopted budget and the millages necessary to be levied for each school fund of the district for the fiscal year are as follows:

1. DISTRICT SCHOOL TAX (nonvoted levy)

a) Certified taxable value	b) Description of levy	c) Amount to be raised	d) Millage levy
$ 9,482,456,430	Required Local Effort	$ 39,425,778	4.3310 mills (s. 1011.62(4), F.S.)
	Prior-Period Funding Adjustment Millage	$ 18,206	0.0020 mills (s. 1011.62(4)(e), F.S.)
	Total Required Millage	$ 39,443,984	4.3330 mills

2. DISTRICT SCHOOL TAX DISCRETIONARY MILLAGE (nonvoted levy)

a) Certified taxable value	b) Description of levy	c) Amount to be raised	d) Millage levy
$ 9,482,456,430	Discretionary Operating	$ 6,809,162	0.7480 mills (s. 1011.71(1), F.S.)

3. DISTRICT SCHOOL TAX ADDITIONAL MILLAGE (voted levy)

a) Certified taxable value	b) Description of levy	c) Amount to be raised	d) Millage levy
$	Additional Operating	$	mills (ss. 1011.71(9) and 1011.73(2), F.S.)
	Additional Capital Improvement	$	mills (s. 1011.73(1), F.S.)

4. DISTRICT LOCAL CAPITAL IMPROVEMENT TAX (nonvoted levy)

a) Certified taxable value	b) Description of levy	c) Amount to be raised	d) Millage levy
$ 9,482,456,430	Local Capital Improvement	$ 13,654,737	1.5000 mills (s. 1011.71(2), F.S.)
	Discretionary Capital Improvement	$ 0	mills (s. 1011.71(3), F.S.)

5. DISTRICT DEBT SERVICE TAX (voted levy)

a) Certified taxable value	b) Description of levy	c) Amount to be raised	d) Millage levy
$		$	mills (s. 1010.40, F.S.)
		$	mills (s. 1011.74, F.S.)
		$	mills

6. THE TOTAL MILLAGE RATE TO BE LEVIED ☐ EXCEEDS ☒ IS LESS THAN THE ROLLED-BACK RATE COMPUTED PURSUANT TO SECTION 200.065(1), F.S., BY 1.50 PERCENT.

STATE OF FLORIDA

COUNTY OF COUNTY

I, Sandra Himmel, Superintendent of Schools and ex-officio Secretary of the District School Board of Citrus County, Florida, do hereby certify that the above is a true and complete copy of a resolution passed and adopted by the District School Board of Citrus County, Florida, on September 11, 2017.

Signature of District School Superintendent

Date of Signature

Note: Copies of this resolution shall be sent to the Florida Department of Education, School Business Services, Office of Funding and Financial Reporting, 325 West Gaines Street, Room 814, Tallahassee, Florida 32399-0400; county tax collector; and county property appraiser.