

Welcome To your iPad.



What should I do first?



This is the **Self Service** app. It's a catalog of apps your school has added for immediate download (no login required)! Tap on it to see what's there!

You can always request apps be added to this catalog by contacting your school's technology specialist. You can also create and use an Apple ID to download apps—but we don't manage these.



Apple Classroom is an iPad management app for your iPad. Only teachers need the app—no student installation required. Use it to view student iPad screens, lock student iPads during classroom instruction, and more! [Tap here for a set-up guide.](#)

You have access to both **Office 365** and **G Suite for EDU** accounts—and all the tools they come with! Use the login credentials below to get started.



U: LastNameFirstInitial@citrusschools.org

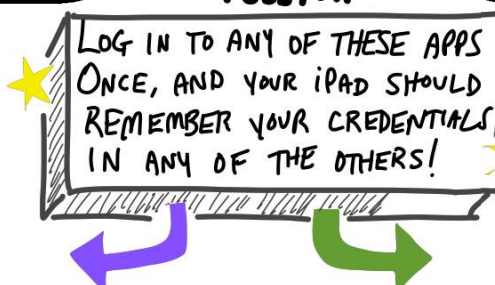

P: Your computer password

!
Pssst...



U: LastNameFirstInitial@citrusschools.net

P: Contact your school-based tech specialist



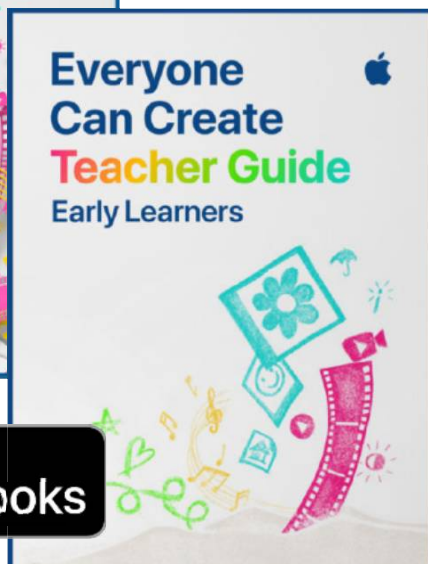
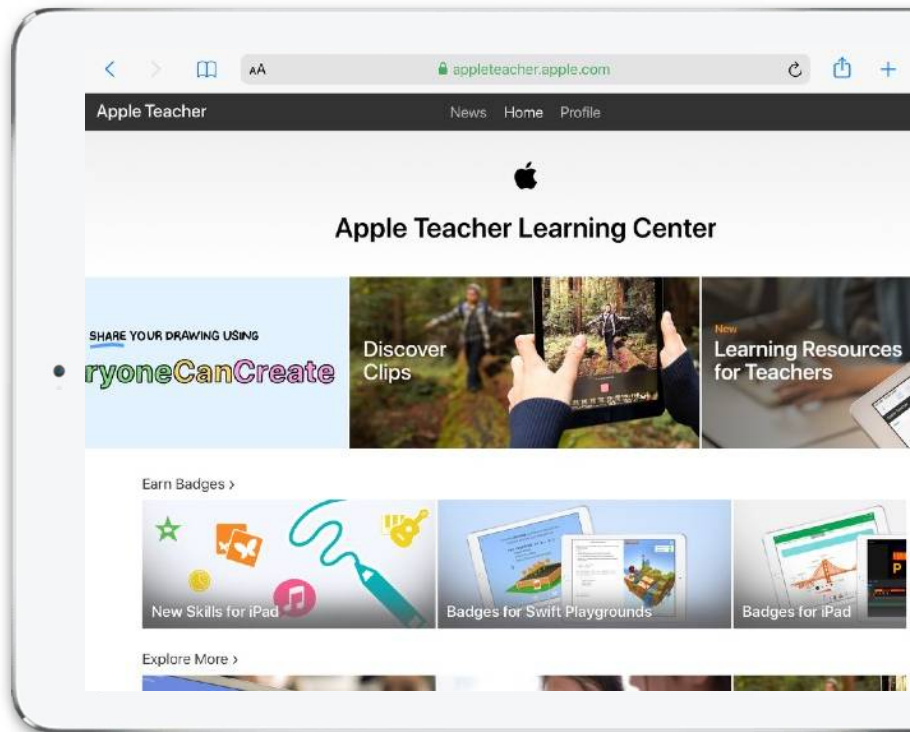


Getting Started

Whether you've been teaching with your iPad for a number of years or just picking it up for the first time, there's plenty of ways to purposefully weave it into your teaching practice—saving you time and making your lessons even more engaging.

“Help! I’ve never used an iPad before.”

If you're just picking up your iPad for the first time, the Apple Teacher Learning Center (ATLC) is a great resource—it has beginner guides and a self-paced badging system to learn the foundations of teaching with iPad—free! Create a free Apple ID and get started at appleteacher.apple.com.



“I’m familiar with teaching with iPad and want *more* ideas.”

If you're looking for some ideas to continue innovating in the classroom with your iPad, download the [Books app](#) and [Everyone Can Create](#) Teacher and Student guide(s) on your iPad. Inside, you'll find step-by-step lessons and creative student projects you can adapt to *any grade level and subject area!*